


Office of the City Clerk



Clerk of the Council

Lobbying Bureau Annual Report

Michael McSweeney
City Clerk, Clerk of the Council

Alisa Fuentes
Deputy City Clerk

Patrick L. Synmoie
Counsel to the City Clerk

Brenda Hernandez
Paralegal

Damaris Acosta
Deputy City Clerk

Walter Carcione
Chief Investigator

Olga Tsurbanova
Investigator

March 1, 2024

Table of Contents

Introduction.....	1
(i) Number of complaints received from the public and the disposition of such complaints.....	2
(ii) Number and amount of civil penalties imposed pursuant to subdivisions (a), (b), (c) and (d) of § 3-223 of the Administrative Code.....	2
<i>2022 Reports (Sixth Periodic Reports, Sixth Periodic Fundraising and Political Consulting Reports, Client Annual Reports, Termination Notices).....</i>	3
<i>2023 Statements of Registration and Periodic Reports</i>	3
<i>2023 Fundraising and Political Consulting Reports</i>	4
<i>2023 Termination Notices.....</i>	4
<i>2023 Civil Penalties.....</i>	4
(iii) Number and duration of orders issued pursuant to subdivision (a) of § 3-223 of the Administrative Code.....	5
(iv) Number of random audits conducted by the city clerk and outcomes thereof.	5
(v) Compliance programs developed and implemented for Lobbyists and clients.	6
<i>Training.....</i>	6
<i>Outreach Efforts.....</i>	7
<i>Other Compliance Efforts.....</i>	8
(vi) The types and number of requests for assistance related to the lobbying law received by the city clerk.	9
(vii) The number of lobbyists filing statements of registration pursuant to § 3-213 of the Administrative Code for the first time.....	9
(viii) The subject matter of lobbying activity most frequently reported by lobbyists and lobbyist/client filers.	10
(ix) The lobbying targets most frequently reported by lobbyists and lobbyist/client filers.	10
(x) The lobbyists and lobbyist/client filers that reported the highest compensation.....	10
(xi) Other information and analysis.....	10
<i>Number of Reporting Lobbyists and Clients</i>	10
<i>Outlook For 2024.....</i>	10
<i>Analysis of Lobbying Data.....</i>	11
TOP TEN LOBBYISTS OF 2023 BY COMPENSATION	12
TOP TEN LOBBYISTS OF 2022 BY COMPENSATION	14
TOP TEN LOBBYISTS OF 2021 BY COMPENSATION	15
TOP TEN LOBBYISTS OF 2020 BY COMPENSATION	16
COMPARISON OF COMPENSATION OF LOBBYISTS FROM 2020-2023	17
COMPARISON OF COMPENSATION OF TOP LOBBYISTS FROM 2020-2023	18
TOP TEN LOBBYISTS OF 2023 BY NUMBER OF CLIENTS REGISTERED	19
COMPARISON OF TOTAL CLIENT CONTRACTS FROM 2020-2023	20
COMPARISON OF TOTAL CLIENTS OF TOP LOBBYISTS FROM 2020-2023	21
TOP TEN LOBBYIST/CLIENT FILERS OF 2023 BY COMPENSATION.....	22

COMPARISON OF LOBBYIST/CLIENT FILERS' COMPENSATION FROM 2020-2023.....	24
COMPARISON OF LOBBYISTS' AND LOBBYIST/CLIENT FILERS' COMPENSATION FROM 2020-2023	25
TOP TEN CLIENTS OF 2023 BY COMPENSATION TO ALL RETAINED LOBBYING FIRMS.....	26
TOP CLIENTS OF 2023 BY RETAINED LOBBYING FIRMS	28
TOP TEN LOBBYING CONTRACTS IN 2023	29
TOP LOBBYISTS OF 2023 BY NUMBER OF EMPLOYEES	30
TOP LOBBYIST/CLIENT FILERS OF 2023 BY NUMBER OF EMPLOYEES	31
DISTRIBUTION OF CLIENTS' INDUSTRIES IN 2023	32
COMPARISON OF CLIENTS' INDUSTRIES FROM 2020-2023	33
DISTRIBUTION OF SUBJECT CATEGORIES OF 2023	34
TOP TARGETS OF 2023.....	36
ANALYSIS OF FUNDRAISING REPORTS 2023.....	37
ANALYSIS OF LOBBYING BUREAU STAFF TIME BY SUBJECT CATEGORY	38
DISTRIBUTION OF TELEPHONE INQUIRIES BY SUBJECT CATEGORY	39
COMPARISON OF TELEPHONE INQUIRIES BY SUBJECT CATEGORY FROM 2020-2023.....	41
DISTRIBUTION OF EMAIL INQUIRIES BY SUBJECT CATEGORY	42
COMPARISON OF EMAIL INQUIRES BY SUBJECT CATEGORY FROM 2020-2023.....	44
APPENDIX A	A-1
APPENDIX B	B-1
APPENDIX C	C-1
APPENDIX D	D-1
APPENDIX E.....	E-1
APPENDIX F.....	F-1
APPENDIX G	G-1
APPENDIX H	H-1
APPENDIX I.....	I-1
APPENDIX J	J-1
APPENDIX K	K-1

Introduction

Lobbying in the City of New York is governed by Administrative Code §§ 3-211 through 3-223 and Chapter 1 of Title 51 of the Rules of the City of New York (collectively, the “Lobbying Law.”) This is the eighteenth annual report issued by the Lobbying Bureau (the “Lobbying Bureau”) of the Office of the City Clerk (the “City Clerk”) pursuant to § 3-212(c) of the Administrative Code of the City of New York (the “Administrative Code”), the text of which follows:

The city clerk shall prepare and post on the internet an annual report relating to the administration and enforcement of the provisions of this subchapter. Such report shall contain information regarding (i) the number of complaints received from the public and the disposition of such complaints; (ii) the number and amount of civil penalties imposed pursuant to subdivisions (a), (b), (c) and (d) of section 3-223 of this subchapter; (iii) the number and duration of orders issued pursuant to subdivision (a) of section 3-223 of this subchapter; (iv) the number of random audits conducted by the city clerk and outcomes thereof; (v) compliance programs developed and implemented for lobbyists and clients; (vi) the types and number of requests for assistance related to the lobbying law received by the city clerk, and, as soon as practicable, the average response and resolution times of such requests; (vii) the number of lobbyists filing statements of registration pursuant to section 3-213 of this subchapter for the first time; (viii) the subject matter of lobbying activity most frequently reported by lobbyists; (ix) the lobbying targets most frequently reported by lobbyists; (x) the lobbyists that received the highest compensation; and (xi) such other information and analysis as the city clerk deems appropriate. Such report shall be posted on the internet no later than March first of each year and shall contain information relating to the preceding calendar year.

Listed hereafter is the information required by the Administrative Code for calendar year 2023.

(i) Number of complaints received from the public and the disposition of such complaints.

In 2023, there were three remaining open complaints regarding possible violations of the Administrative Code. One complaint was closed in 2024; two complaints remain open as of February 29, 2024.

With respect to the closed complaint which alleged that Davidoff Hutcher & Citron LLP (“Davidoff”) violated Administrative Code §§ 3-213(a)(1), 3-216(a)(1) or 3-217(a) *et seq.* from 2022 through 2023, the City Clerk found no probable cause that Davidoff violated the Administrative Code.

(ii) Number and amount of civil penalties imposed pursuant to subdivisions (a), (b), (c) and (d) of § 3-223 of the Administrative Code.

Violators of the Lobbying Law are subject to the penalties detailed in Administrative Code § 3-223 *et seq.* Pursuant to Administrative Code § 3-223(a), the penalties for knowing and willful violations of the Lobbying Law include: a civil penalty not to exceed \$30,000; the issuance of a cease and desist order; or both a civil penalty and a cease and desist order. Pursuant to Administrative Code § 3-223(b), violators are subject to a civil penalty not to exceed \$30,000 for violating a cease and desist order or for violating the proscription against contingency agreements. In addition to penalties for any late filing, pursuant to Administrative Code § 3-223(c), violators may be subject to a civil penalty, not to exceed \$20,000, if a violation is not cured. Lastly, for any violation of the Lobbying Law not covered in the foregoing provisions, pursuant to Administrative Code § 3-223(d), violators may be subject to a civil penalty not to exceed \$20,000 if a violation is not cured.

Listed below are the late filing and civil penalties¹ incurred for each reporting period as of February 22, 2024.

¹The late filing penalties contained in this report are restricted to penalties resulting from the late filing of 2022 annual reports (client annual reports, sixth periodic reports and sixth periodic fundraising and political consulting reports) and 2023 filings including: statements of registration, first through fifth periodic reports, and first through fifth periodic fundraising and political consulting reports.

2022 Reports (Sixth Periodic Reports, Sixth Periodic Fundraising and Political Consulting Reports, Client Annual Reports, Termination Notices)

The Lobbying Bureau identified 36 Lobbyists² who failed to timely file an aggregate of 40 sixth periodic/annual reports³ for 2022. For this failure, such Lobbyists incurred \$22,408.16 in aggregate late filing penalties. (See [Appendix A](#) attached hereto.)

The Lobbying Bureau identified 4 Lobbyists who failed to timely file 5 fundraising and political consulting reports. For this failure, such Lobbyists incurred \$11,475 in aggregate late filing penalties. (See [Appendix B](#) attached hereto.)

The Lobbying Bureau identified one client who failed to timely file a Termination Notice. For this failure, such client incurred \$1,166.55 in civil penalties. (See [Appendix B](#) attached hereto.)

The Lobbying Bureau identified 322 late client annual reports. For this failure, such clients incurred \$102,282.59 in aggregate late filing penalties. (See [Appendix C](#) attached hereto.)

No civil penalties were warranted for the late filing of the above-listed reports.

2023 Statements of Registration and Periodic Reports

The Lobbying Bureau identified 100 Lobbyists who failed to timely file an aggregate of 207 statements of registration. For this failure, such Lobbyists incurred \$109,920.38 in aggregate late filing penalties. (See [Appendix D](#) attached hereto.)

One hundred and sixty-two Notices to Cure were sent to Lobbyists who failed to timely pay registration fees or submit retainer agreements or amended retainer agreements. The Lobbyists cured such failures either by paying the fees or submitting the retainers.

The Lobbying Bureau identified 38 Lobbyists who failed to timely file an aggregate of 127 first periodic reports. For this failure, such Lobbyists incurred \$22,222.88 in aggregate late filing penalties. (See [Appendix E](#) attached hereto.)

The Lobbying Bureau identified 36 Lobbyists who failed to timely file an aggregate of 54 second periodic reports. For this failure, such Lobbyists incurred \$11,317.88 in aggregate late filing penalties. (See [Appendix F](#) attached hereto.)

²As used throughout this report, “Lobbyists” refers to lobbying firms as well as lobbyist/client filers.

³The Lobbying Bureau has historically treated the sixth periodic report as equivalent to an annual report for Lobbyists.

The Lobbying Bureau identified 32 Lobbyists who failed to timely file an aggregate of 50 third periodic reports. For this failure, such Lobbyists incurred \$6,072.88 in aggregate late filing penalties. (See [Appendix G](#) attached hereto.)

The Lobbying Bureau identified 36 Lobbyists who failed to timely file an aggregate of 100 fourth periodic reports. For this failure, such Lobbyists incurred \$8,757.88 in aggregate late filing penalties. (See [Appendix H](#) attached hereto.)

The Lobbying Bureau identified 33 Lobbyists who failed to timely file an aggregate of 43 fifth periodic reports. For this failure, such Lobbyists incurred \$2,975.00 in aggregate late filing penalties. (See [Appendix I](#) attached hereto.)

No civil penalties were warranted for the late filing of the above-listed reports.

2023 Fundraising and Political Consulting Reports

The Lobbying Bureau identified 3 Lobbyists who failed to timely file a total of 3 fundraising and political consulting reports. For this failure, such Lobbyists incurred \$4,175.00 in aggregate late filing penalties. (See [Appendix J](#) attached hereto.)

No civil penalties were warranted for the late filing of fundraising and political consulting reports.

2023 Termination Notices

One hundred and twelve Notices to Cure were sent to Lobbyists and 303 Notices to Cure were sent to clients who failed to timely file termination notices. The filers cured such failures either by filing the missing termination notice or extending the lobbying contract. All filers timely cured.

2023 Civil Penalties

The Lobbying Bureau identified one Lobbyist that failed to timely cure a date issue. For this failure, such client incurred \$66.66 in civil penalties. (See [Appendix K](#) attached hereto.)

(iii) Number and duration of orders issued pursuant to subdivision (a) of § 3-223 of the Administrative Code.

None.

(iv) Number of random audits conducted by the city clerk and outcomes thereof.

The Lobbying Bureau selected 45 Lobbyists for audit in 2023. The 2023 audits encompass an examination of all filings made in 2022 by the 45 randomly selected Lobbyists and associated clients, to determine if such filings were complete, accurate, timely filed and otherwise in compliance with the Lobbying Law. The audits resulted in 58 findings and 58 required actions.

Samples of audit findings included: reporting incorrect compensation, expenses and reimbursed expenses; reporting incorrect subject category; failing to report all lobbying activity; failing to properly describe subject details; failing to report targets and contact names; reporting incorrect targets; failing to report addresses of subject property; inadvertently listing the names of children of lobbying employees in the statement of registration; failure to include lobbyist in client annual report; reporting inverted employee names; failure to include the compensation amount in the retainer; failure to upload correct retainer agreement in the statement of registration; failure to report reimbursed expenses; and failure to include the correct number of employees on a statement of registration or an authorization letter. Samples of required actions included: correcting compensation, expenses and reimbursed expense amounts; reporting correct subject category; reporting all lobbying activity; amending reports to properly describe subject details; reporting targets and contact names; reporting correct targets; reporting subject addresses; removing the names of children of lobbying employees from the statement of registration; reporting lobbyist in client annual report; correcting inverted employee names in statement of registration; including compensation amount in the retainer; uploading correct retainer agreement in the statement of registration; reporting reimbursed expenses; and reporting the correct number of employees in a statement of registration or an authorization letter.

(v) **Compliance programs developed and implemented for Lobbyists and clients.**

The Lobbying Bureau works with filers⁴ to improve compliance with the Lobbying Law in a variety of ways including training, outreach and other educational efforts. In addition, the Lobbying Bureau receives numerous telephone and e-mail inquiries throughout the year: requesting assistance with filing reports; answering questions regarding requirements of the Lobbying Law; and providing technical assistance with e-Lobbyist. See [*\(vi\) The types and number of requests for assistance related to the lobbying law received by the city clerk*](#) for further information. Responding to these questions and requests for assistance continues to be an integral part of the Lobbying Bureau's daily functions.

Training

Pursuant to the Administrative Code, Lobbyists must complete the mandatory training biennially. If a Lobbyist registers thirty or more clients and lists five or more lobbying officers or employees, then two officers or employees, one of whom must have lobbied in the prior year, must complete the training.

In 2023, in connection with the mandatory training program, the Lobbying Bureau conducted 9 trainings with approximately 212 attendees. Three lobbyist training sessions and 6 lobbyist/client filer training sessions were held. Each session included a detailed overview of the requirements of the Lobbying Law and provided in-depth instructions on filing reports in e-Lobbyist. Sessions were held remotely via Zoom and/or Microsoft Teams platforms. One hundred twenty-four filers opted to fulfill the mandatory training program requirement by viewing pre-recorded video. In 2023, the Lobbying Bureau continued to ensure that first time filers were trained when lobbying activities commenced. New filers were emailed a training video and advised of the mandatory training requirement upon their enrollment in the e-Lobbyist system. In addition, new clients were emailed an informational power point presentation covering the Lobbying Law and its requirements.

Thirty-two Notices to Cure were served in connection with the failure of Lobbyists to attend mandatory training. All Lobbyists cured by completing training.

⁴As used throughout this report, unless otherwise stated, "filers" refers to lobbyist entities, lobbyist/client entities and client entities.

Outreach Efforts

Notification to Recipients of Discretionary Funds under the City Council Fiscal Year 2024 Adopted Expense Budget - Schedule C

The Lobbying Bureau sent approximately 2,042 emails to entities that received discretionary funding from the City Council for fiscal year 2024 but were not registered as New York City Lobbyists. Enclosed with the email was a summary of the Lobbying Law. The email alerted entities to the Lobbying Law and encouraged them to review their activities and related compensation and expenses to determine whether or not they were required to comply. The Lobbying Bureau received numerous telephone and email inquiries as a result of this outreach effort. In addition, the Lobbying Bureau scheduled informational conference calls for entities which requested in-depth guidance and assistance.

Comparison of New York City and New York State Lobbying Reports

The Lobbying Bureau continued its efforts to uncover unreported City lobbying in 2023 by comparing 9,141 statements of registration filed with the New York State Commission on Ethics and Lobbying in Government (“COELG”)⁵ with statements of registration filed with the Lobbying Bureau as of August 4, 2023.

In total, 82 entities reported lobbying City targets with COELG but did not file a statement of registration with the Lobbying Bureau. As a result, the Lobbying Bureau sent notices to these entities. Seventy-four entities either amended their reports to remove inadvertent targets or submitted affidavits affirming that they were not required to file statements of registration because: (1) the entity inadvertently listed a New York City target on the COELG statement of registration or retainer agreements when no City lobbying took place; or (2) the entity did not exceed the \$5,000 reporting threshold for City lobbying. Seven entities filed the required reports and received notices to cure regarding late filing penalties. Enforcement proceedings are pending for one entity.

⁵Formerly known as the Joint Commission on Public Ethics.

Other Compliance Efforts

The Lobbying Bureau examines reports filed on e-Lobbyist to determine the accuracy of the information contained in the statements of registration, retainer agreements and periodic reports. In 2023, the Lobbying Bureau reviewed approximately 2,883 retainer agreements filed by lobbyists to ensure that the retainer agreements complied with the Lobbying Law.

Retainer Issues

All retainer agreements must contain: (1) the compensation payable to the Lobbyist; (2) the client's name; (3) the terms of any third-party payments for the lobbyist's services; and (4) the duration of the term of representation, including the specific start date. *See* Chapter 1 of Title 51 of the Rules of the City of New York § 1-08. The Lobbying Bureau identified approximately 30 statements of registration which contained retainer issues including: (1) failure to include a full force and effect letter, (2) failure to upload the original retainer with the amended retainer, and (3) uploading the wrong retainer. Non-compliant Lobbyists were contacted and required to correct the retainer issues within the cure period. Eight Notices to Cure were served on 7 Lobbyists. For the above-described retainer issues, the Lobbying Bureau identified 1 Lobbyist who failed to timely correct 1 report within the cure period. For this failure, the Lobbyist incurred \$66.66 in civil penalties. (See [Appendix K](#))

Date Issues

In order to resolve date discrepancies, the Lobbying Bureau cross-checked start and end dates listed on the statements of registration with the corresponding retainer agreements contained in e-Lobbyist. The Lobbying Bureau identified approximately 61 statements of registration which contained issues with start and end dates in Lobbyists' filings by comparing the dates on the statements of registration with the dates listed on the related retainer agreements. Lobbyists were instructed to cure by amending either the date on the statement of registration or the date on the corresponding retainer agreement. One Notice to Cure was served on a Lobbyist. The Lobbyist cured the date issue and no civil penalties were imposed.

Entity Name Issues

In order to resolve entity name discrepancies, the Lobbying Bureau cross-checked client names listed on the statements of registration and retainer agreements with the client enrollment name. The Lobbying Bureau identified 42 statements of registration which contained entity name issues. Notices to Cure were served on 8 Lobbyists. The Lobbyists were instructed to cure by: (1) filing an amended statement of registration with an amended retainer agreement listing the correct name; or (2) enrolling the new entity and filing reports under the new entity name. The Lobbyists cured the entity name issues and no civil penalties were imposed.

(vi) The types and number of requests for assistance related to the lobbying law received by the city clerk.

In 2023, the Lobbying Bureau recorded its activities and the types and number of requests received.⁶ From January 1, 2023 through December 31, 2023, the Lobbying Bureau's time was allocated as follows: compliance 51%, audits 23%, enforcement 12%, e-Lobbyist assistance 6%, outreach/training 5% and investigations 4% (see page [38](#)).⁷ In addition, the Lobbying Bureau received approximately 697 telephone calls (see pages [39-41](#)) and 5,530 email requests (see pages [42-44](#)). The majority of telephone calls consisted of compliance inquiries. The majority of emails involved filers requesting technical assistance in completing an e-Lobbyist enrollment.

(vii) The number of lobbyists filing statements of registration pursuant to § 3-213 of the Administrative Code for the first time.

In 2023, 53 Lobbyists filed statements of registration for the first time. This is a 35% decrease from the previous year. Twenty-six of these entities are lobbyists and 27 entities are lobbyist/client filers. The 27 lobbyist/client filers' industry categories were reported as follows: 6 banking & financial services; 5 real estate, construction, engineering & developer; 4 education; 3 public, community interest & not-for-profit organization; 3 entertainment & sports; 3 environment & natural resources; 2 technology, telecommunications & other media; and 1 health & mental hygiene.

⁶All data is compiled from information recorded and reported by Lobbying Bureau staff members and constitute best estimates.

⁷Total may vary due to rounding.

(viii) The subject matter of lobbying activity most frequently reported by lobbyists and lobbyist/client filers.

See [Analysis of Lobbying Data](#) and charts on pages [34-35](#).

(ix) The lobbying targets most frequently reported by lobbyists and lobbyist/client filers.

See [Analysis of Lobbying Data](#) and chart on page [36](#).

(x) The lobbyists and lobbyist/client filers that reported the highest compensation.

See [Analysis of Lobbying Data](#) and charts on pages [12-18](#) and [22-25](#).

(xi) Other information and analysis.

Number of Reporting Lobbyists and Clients

For calendar year 2023, approximately 638 Lobbyists filed statements of registration on behalf of 2,282 clients⁸. Such Lobbyists paid approximately \$209,600.00 in registration fees.

Outlook For 2024

In 2024, the Lobbying Bureau will remain focused on compliance and enforcement of the Lobbying Law. The Lobbying Bureau will continue to: (1) fulfill its statutory mandates; (2) confirm the veracity of reports filed by Lobbyists and clients; (3) check information contained in the reports to verify the accuracy of the filings and resolve any discrepancies; (4) respond to requests for guidance and interpretations of the Lobbying Law; (5) conduct random audits; and (6) investigate unreported lobbying. The Lobbying Bureau intends to focus additional efforts on staff training and development, increasing its outreach efforts and completing its pending advisory opinions.

⁸Clients that hired multiple lobbyists were counted only once in this total number.

In the upcoming year, the Lobbying Bureau expects to continue to collaborate with the NYC Office of Technology and Innovation (“OTI”)⁹, and other city agencies, to develop and work towards implementing a new e-Lobbyist system.

The Lobbying Bureau, in conjunction with OTI, will continue to make information available via [NYC Lobbyist Search](#), the public database of filings. The enhanced Lobbyist Search has enabled the Lobbying Bureau to further its mission of increasing transparency in government and allowed requests for information to be fulfilled more efficiently.

*Analysis of Lobbying Data*¹⁰

Each year the Lobbying Bureau analyzes the available data and reports on various macro and micro trends in City lobbying. In addition, the Lobbying Bureau receives many requests for information about City lobbying activity from the media and government watchdog organizations. In order to facilitate the transparency goals of the Lobbying Law, and in response to requests for information, lobbying data comparisons and analyses are included in the subsequent pages of this report. The data includes: top ten list of lobbyists based on compensation (see pages [12-18](#)); top lobbyists ranked by number of clients (see pages [19-21](#)); and top lobbyists ranked by number of employees (see page [30](#)).

The analyses of lobbyist/client filers includes top ten lobbyist/client filers ranked by compensation (see pages [22-25](#)) and top lobbyist/client filers ranked by number of employees (see page [31](#)). The analyses also contain information regarding clients including: top clients ranked by total compensation paid to all retained lobbying firms (see pages [26-27](#)); top clients ranked by number of lobbying firms retained (see page [28](#)); the top ten lobbying contracts (see page [29](#)); and a breakdown of registered clients’ industries (see pages [32-33](#)). Also included are the top activities by subject category (see pages [34-35](#)), top targets (see page [36](#)) and an analysis of the data reported in the fundraising reports (see page [37](#)).

⁹Formerly known as the Department of Information Technology and Telecommunications.

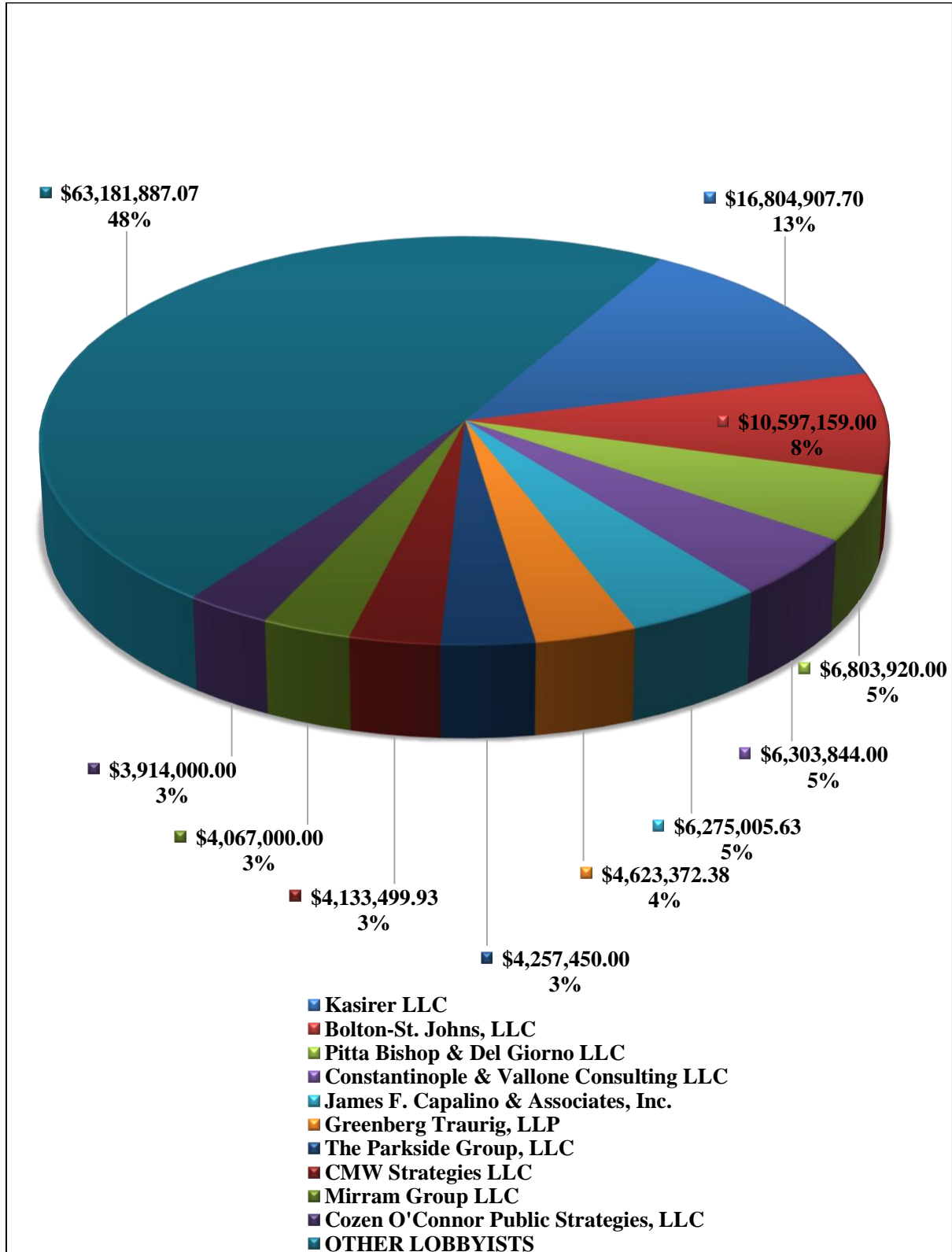
¹⁰Please note, all data contained in the following charts and graphs is self-reported. All data is subject to change since filers can amend filings at any time.

TOP TEN LOBBYISTS OF 2023 BY COMPENSATION¹¹

<u>Lobbyist</u>	<u>Total Compensation Reported</u>
Kasirer LLC	\$16,804,907.70
Bolton-St. Johns, LLC	\$10,597,159.00
Pitta Bishop & Del Giorno LLC	\$6,803,920.00
Constantinople & Vallone Consulting LLC	\$6,303,844.00
James F. Capalino & Associates, Inc.	\$6,275,005.63
Greenberg Traurig, LLP	\$4,623,372.38
The Parkside Group, LLC	\$4,257,450.00
CMW Strategies LLC	\$4,133,499.93
Mirram Group LLC	\$4,067,000.00
Cozen O'Connor Public Strategies, LLC	<u>\$3,914,000.00</u>
SUB-TOTAL	\$67,780,158.64
OTHER LOBBYISTS	<u>\$63,181,887.07</u>
TOTAL COMPENSATION	<u>\$130,962,045.71</u>

¹¹Data is based on the cumulative compensation reported by lobbyists in their 2023 periodic reports and is subject to change.

TOP TEN LOBBYISTS OF 2023 BY COMPENSATION



TOP TEN LOBBYISTS OF 2022 BY COMPENSATION¹²

<u>Lobbyist</u>	<u>Total Compensation Reported</u>
Kasirer LLC	\$17,300,159.04
Bolton-St. Johns, LLC	\$8,967,558.33
James F. Capalino & Associates, Inc.	\$8,042,481.15
Constantinople & Vallone Consulting LLC	\$6,304,744.00
Pitta Bishop & Del Giorno LLC	\$5,994,117.50
Greenberg Traurig, LLP	\$5,033,684.38
Mirram Group LLC	\$3,980,500.00
CMW Strategies LLC	\$3,477,899.92
The Parkside Group, LLC	\$3,458,450.00
Davidoff Hutcher & Citron LLP	<u>\$3,307,680.25</u>
SUB-TOTAL	\$65,867,274.57
OTHER LOBBYISTS	<u>\$55,286,283.22</u>
TOTAL COMPENSATION	<u>\$121,153,557.79</u>

¹²Data is based on the cumulative compensation reported by lobbyists as reported in the Lobbying Bureau Annual Report dated March 1, 2023.

TOP TEN LOBBYISTS OF 2021 BY COMPENSATION¹³

<u>Lobbyist</u>	<u>Total Compensation Reported</u>
Kasirer LLC	\$15,461,493.04
James F. Capalino & Associates, Inc.	\$7,989,263.00
Bolton-St. Johns, LLC	\$7,209,289.96
Constantinople & Vallone Consulting LLC	\$6,083,005.00
Pitta Bishop & Del Giorno LLC	\$4,974,397.28
Fried, Frank, Harris, Shriver & Jacobson LLP	\$4,817,863.00
Greenberg Traurig, LLP	\$4,156,938.26
Davidoff Hutcher & Citron LLP	\$3,059,504.00
Mirram Group LLC	\$3,025,000.00
CMW Strategies LLC	<u>\$2,963,399.92</u>
SUB-TOTAL	\$59,740,153.46
OTHER LOBBYISTS	<u>\$44,472,866.63</u>
TOTAL COMPENSATION	<u>\$104,213,020.09</u>

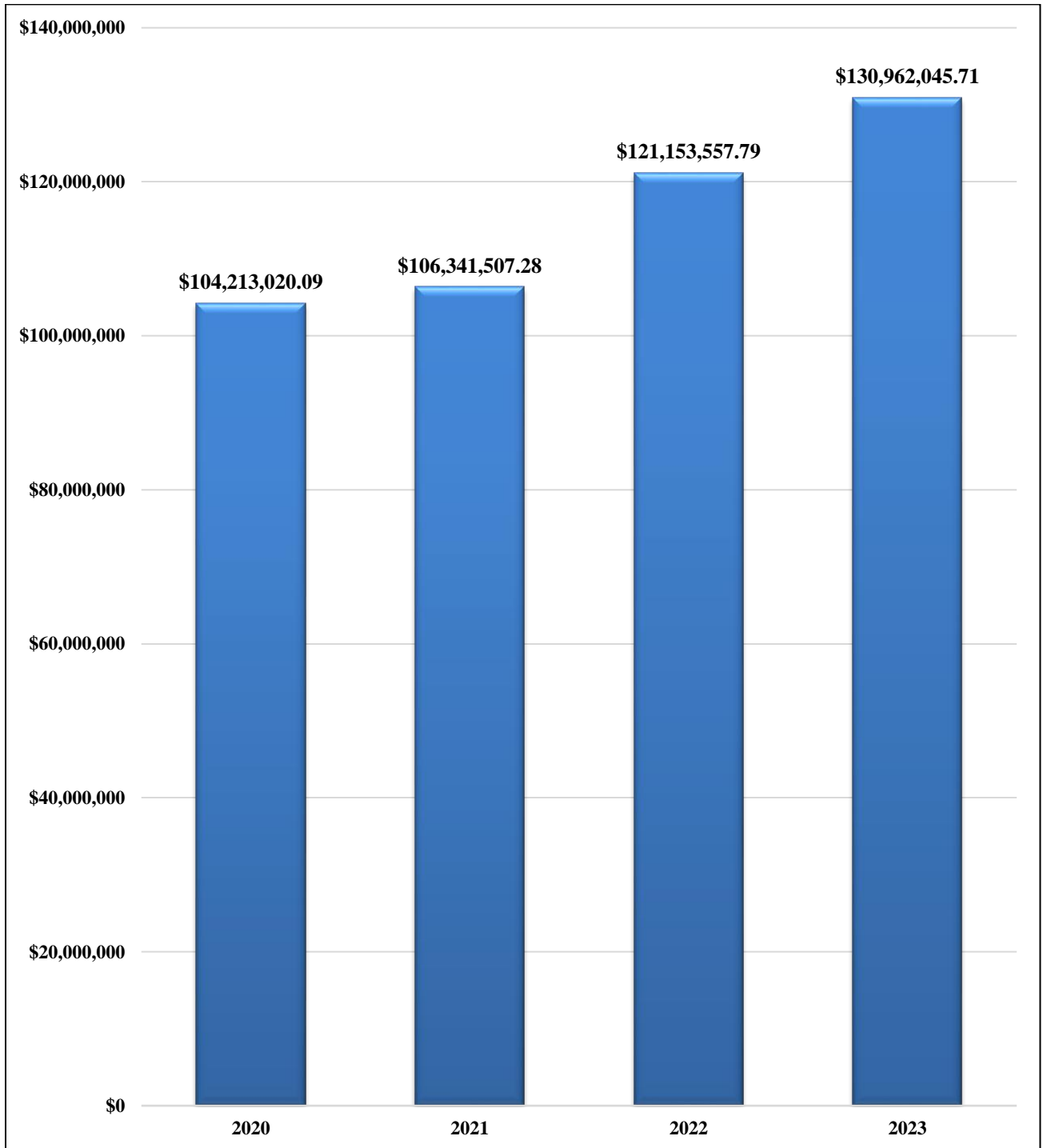
¹³Data is based on the cumulative compensation reported by lobbyists as reported in the Lobbying Bureau Annual Report dated March 1, 2022.

TOP TEN LOBBYISTS OF 2020 BY COMPENSATION¹⁴

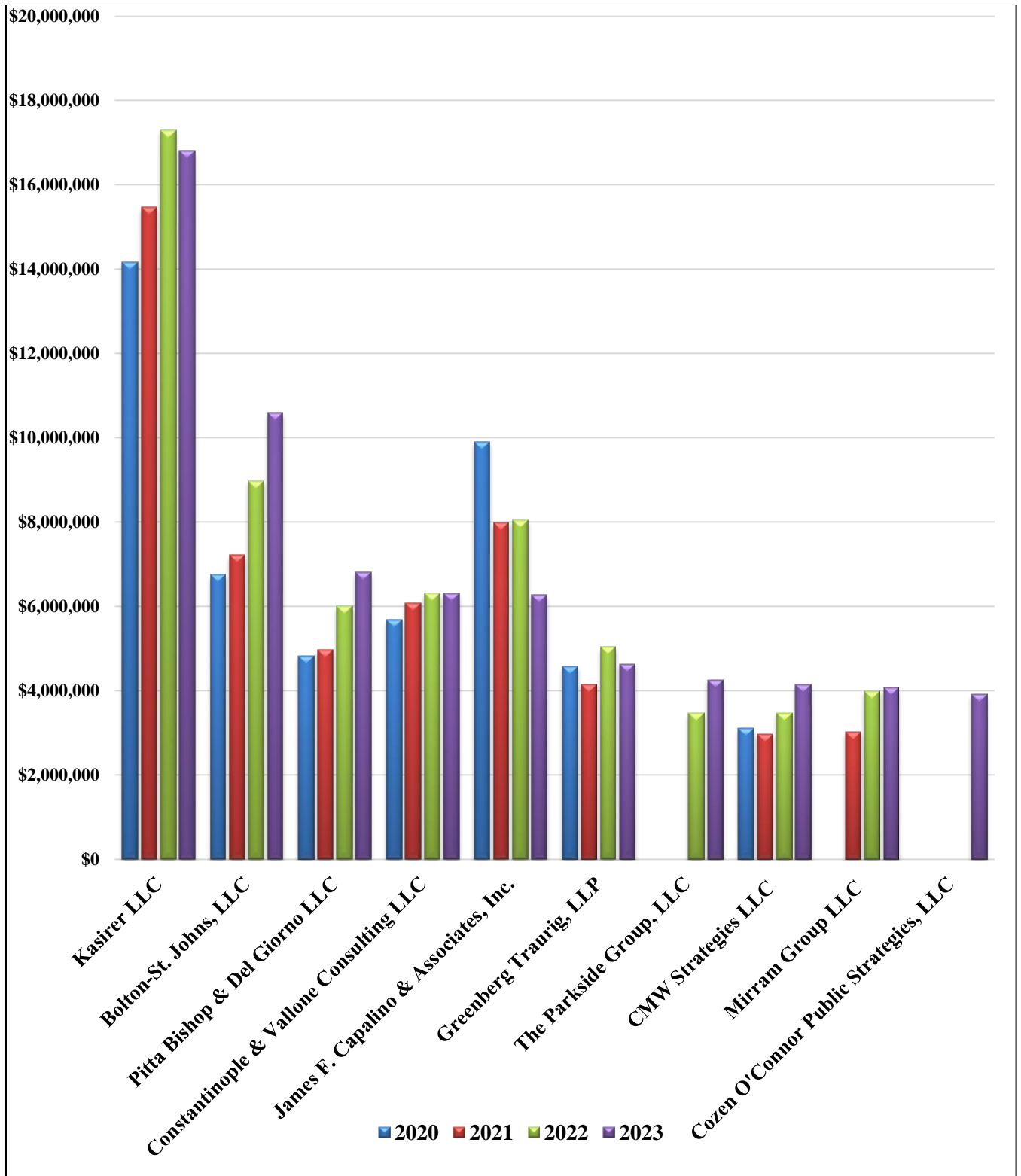
<u>Lobbyist</u>	<u>Total Compensation Reported</u>
Kasirer LLC	\$14,164,808.63
James F. Capalino & Associates, Inc.	\$9,901,095.12
Bolton-St. Johns, LLC	\$6,752,194.04
Constantinople & Vallone Consulting LLC	\$5,669,402.00
Pitta Bishop & Del Giorno LLC	\$4,826,526.51
Greenberg Traurig, LLP	\$4,571,504.20
Davidoff Hutcher & Citron LLP	\$3,240,421.00
Fried, Frank, Harris, Shriver & Jacobson LLP	\$3,198,924.84
Geto & de Milly Inc.	\$3,120,500.00
CMW Strategies LLC	<u>\$3,104,899.92</u>
SUB-TOTAL	\$58,550,276.26
OTHER LOBBYISTS	<u>\$47,791,231.02</u>
TOTAL COMPENSATION	<u>\$106,341,507.28</u>

¹⁴Data is based on the cumulative compensation reported by lobbyists as reported in the Lobbying Bureau Annual Report dated March 1, 2021.

COMPARISON OF COMPENSATION OF LOBBYISTS FROM 2020-2023



COMPARISON OF COMPENSATION OF TOP LOBBYISTS FROM 2020-2023*



*Total may vary due to rounding. All compensation is as reported in previous annual reports. If a year is missing, the lobbying firm was not listed as a top ten lobbyist for that year.

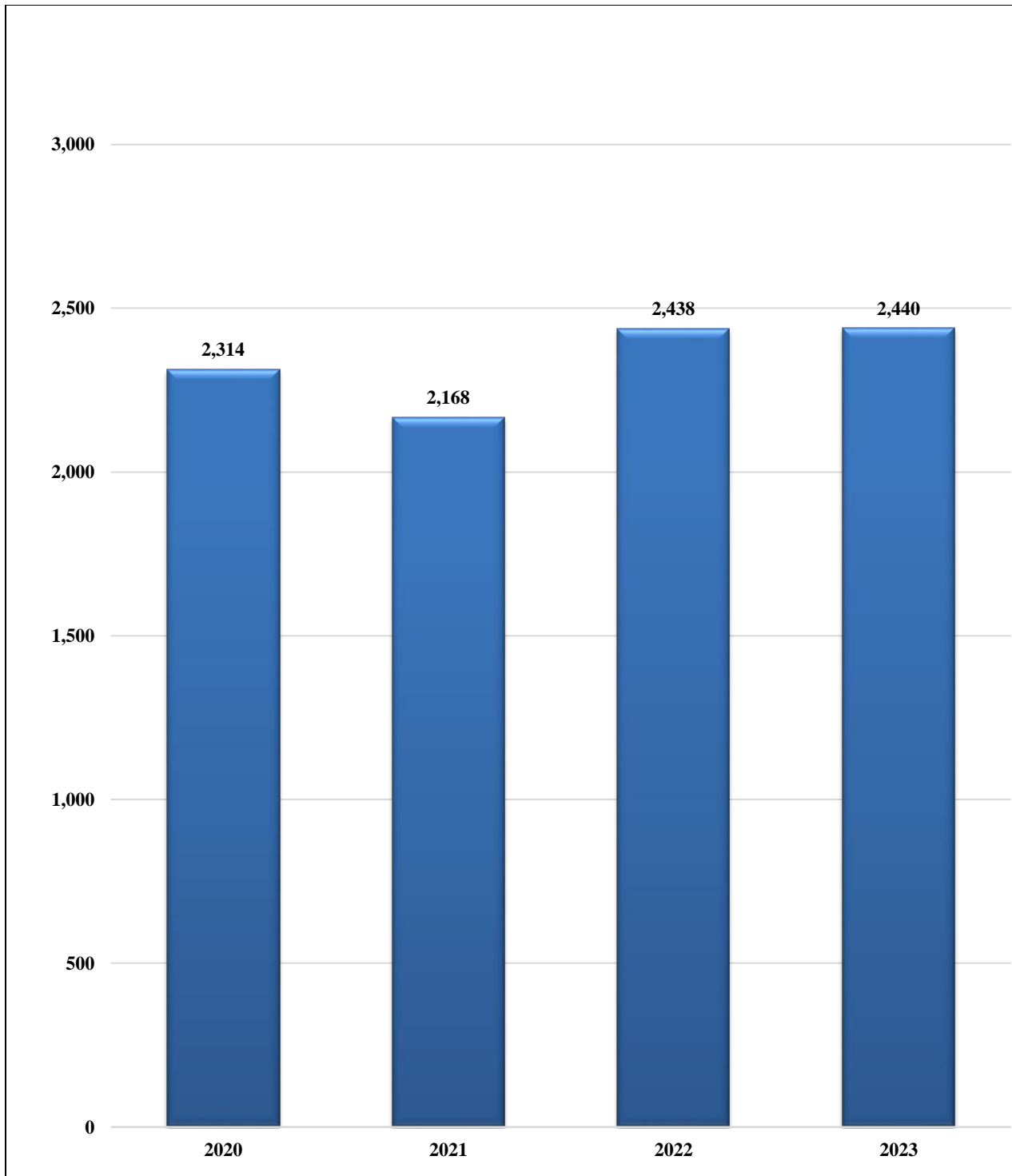
TOP TEN LOBBYISTS OF 2023 BY NUMBER OF CLIENTS¹⁵ REGISTERED¹⁶

<u>Lobbyist</u>	<u>Number of Clients Registered</u>
Kasirer LLC	235
Bolton-St. Johns, LLC	168
Pitta Bishop & Del Giorno LLC	119
James F. Capalino & Associates, Inc.	118
Constantinople & Vallone Consulting LLC	107
Greenberg Traurig, LLP	104
CMW Strategies LLC	77
The Parkside Group, LLC	71
Davidoff Hutcher & Citron LLP	69
Cozen O'Connor Public Strategies, LLC	68

¹⁵“Clients” includes clients and lobbyist/client filers that reported retaining an outside lobbying entity in 2023.

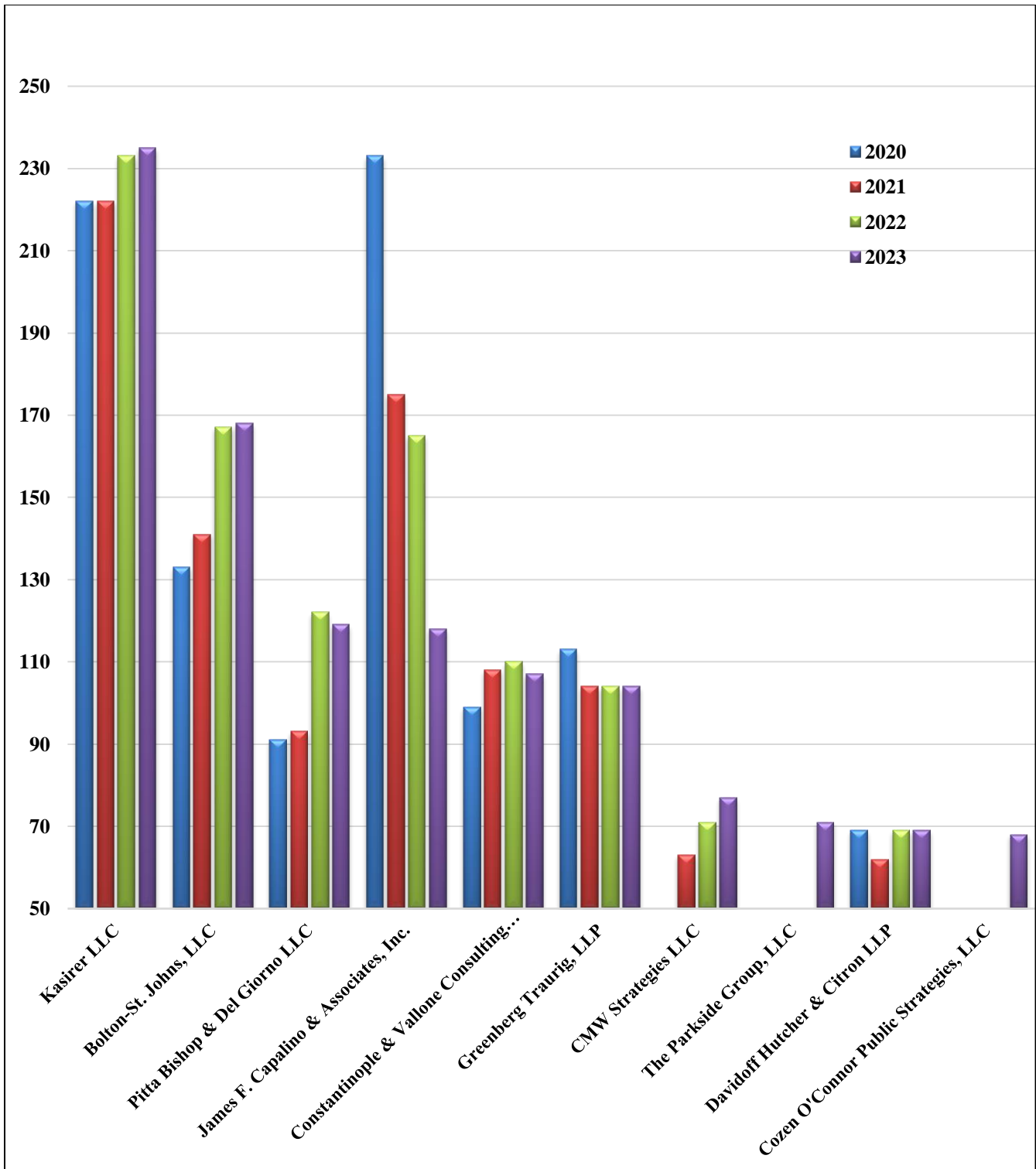
¹⁶Data is based on statements of registration filed by lobbyists.

COMPARISON OF TOTAL CLIENT CONTRACTS FROM 2020-2023*



*"Clients" includes clients and lobbyist/client filers that reported retaining an outside lobbying entity in 2023. Data is based on statements of registration filed by lobbyists. For previous years, the data is based on the number of clients published in the respective year's Lobbying Bureau Annual Report.

COMPARISON OF TOTAL CLIENTS OF TOP LOBBYISTS FROM 2020-2023*



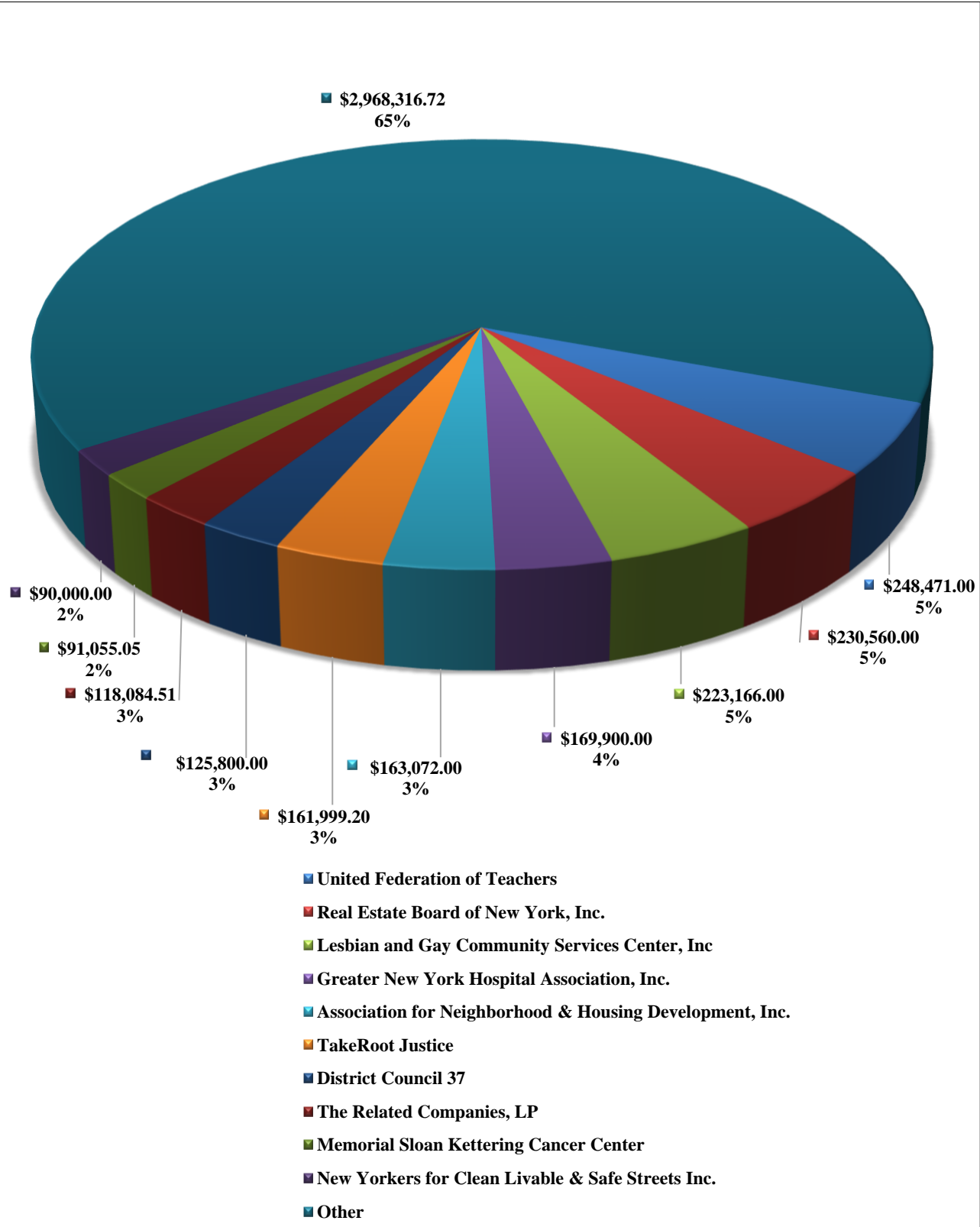
*This chart includes a comparison of top lobbyists that have appeared in the Lobbying Bureau Annual Report for previous years.

TOP TEN LOBBYIST/CLIENT FILERS OF 2023 BY COMPENSATION¹⁷

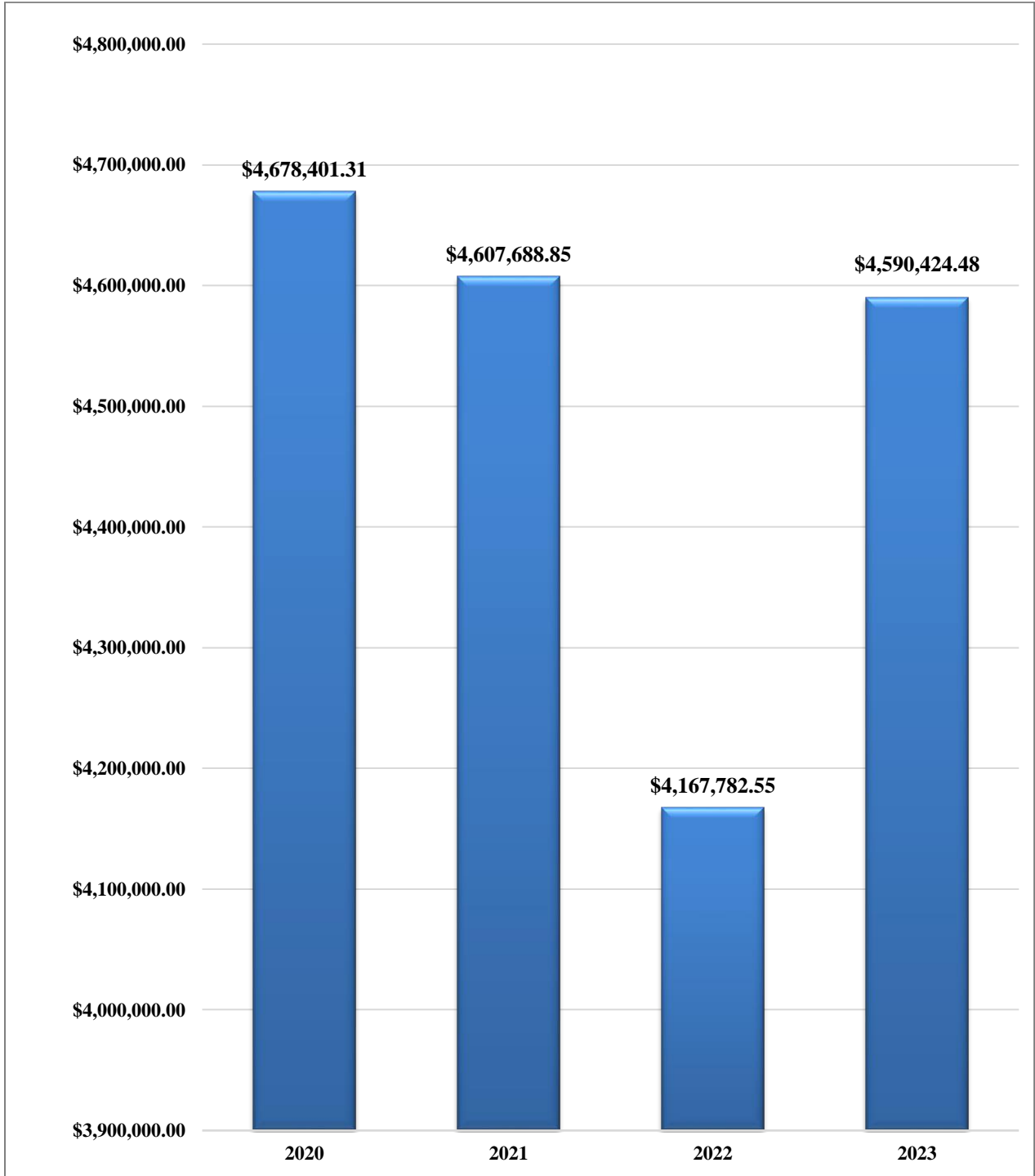
<u>Lobbyist/Client</u>	<u>Total Compensation Reported</u>
United Federation of Teachers	\$248,471.00
Real Estate Board of New York, Inc.	\$230,560.00
Lesbian and Gay Community Services Center, Inc	\$223,166.00
Greater New York Hospital Association, Inc.	\$169,900.00
Association for Neighborhood & Housing Development, Inc.	\$163,072.00
TakeRoot Justice	\$161,999.20
District Council 37	\$125,800.00
The Related Companies, LP	\$118,084.51
Memorial Sloan Kettering Cancer Center	\$91,055.05
New Yorkers for Clean Livable & Safe Streets Inc.	<u>\$90,000.00</u>
SUB-TOTAL	\$1,622,107.76
OTHER LOBBYIST/CLIENTS	<u>\$2,968,316.72</u>
TOTAL COMPENSATION	<u>\$4,590,424.48</u>

¹⁷Data is based on cumulative compensation reported in periodic reports filed by lobbyist/client filers.

TOP TEN LOBBYIST/CLIENT FILERS OF 2023 BY COMPENSATION

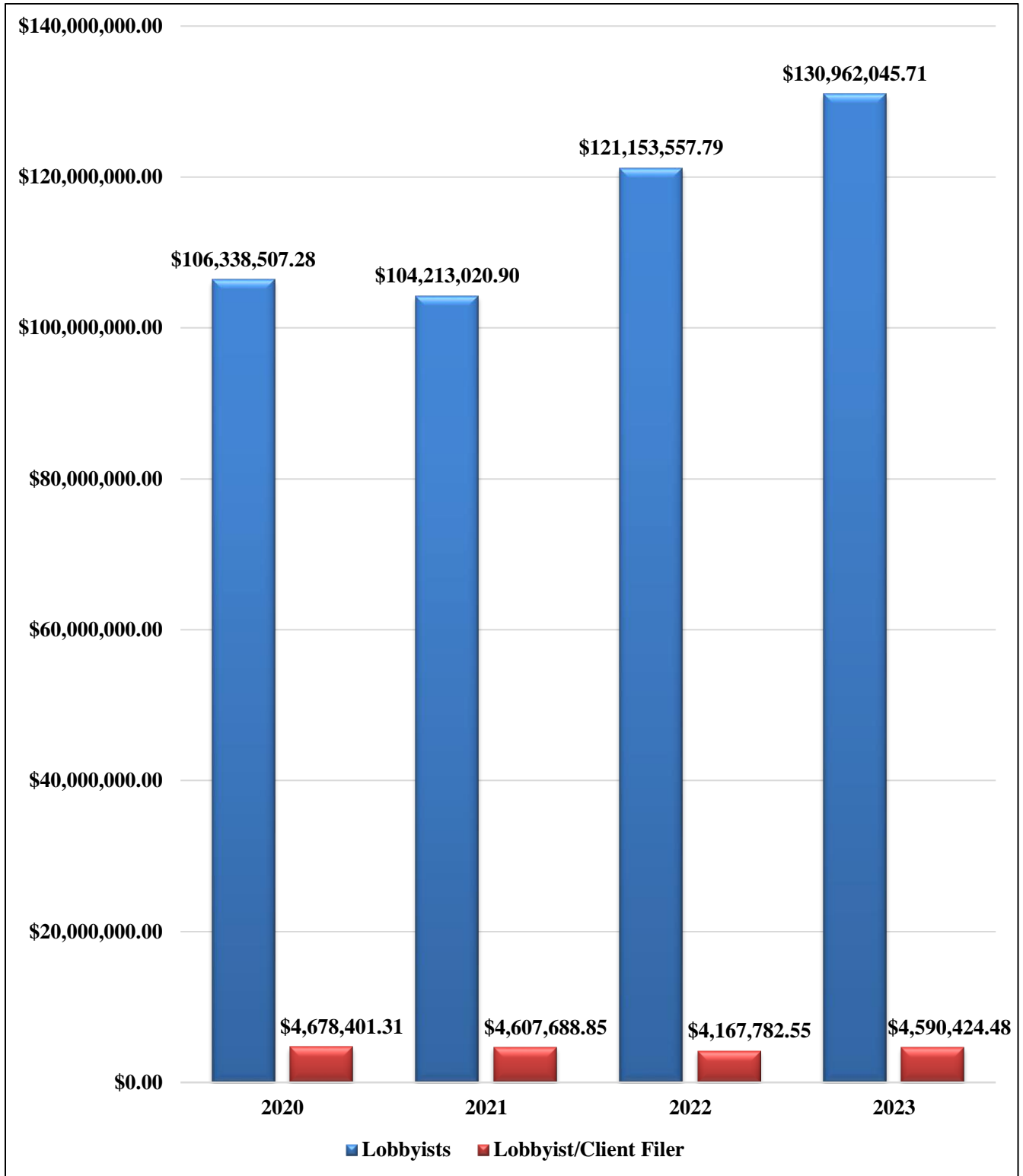


COMPARISON OF LOBBYIST/CLIENT FILERS' COMPENSATION
FROM 2020-2023*



*Data is based on the cumulative compensation reported by lobbyist/client filers in their periodic reports in 2023 and as reported in the Lobbying Bureau Annual Report for the respective previous years.

**COMPARISON OF LOBBYISTS' AND LOBBYIST/CLIENT FILERS'
COMPENSATION FROM 2020-2023***



*Data is based on the cumulative compensation reported by lobbyists and lobbyist/client filers in its periodic reports in 2023 and as reported in the Lobbying Bureau Annual Report for the respective previous years.

**TOP TEN CLIENTS¹⁸ OF 2023 BY COMPENSATION TO
ALL RETAINED LOBBYING FIRMS¹⁹**

<u>Client</u>	<u>Lobbyist</u>	<u>Compensation</u>
Homeowners for an Affordable NY	Fontas Advisors NY LLC	\$1,143,500.00 <u>\$1,143,500.00</u>
New Green Willets, LLC	Fried, Frank, Harris, Shriver & Jacobson LLP	\$522,309.00
	Moonshot Strategies LLC	\$102,000.00
	Hollis Public Affairs, Inc.	\$100,000.00
	Lemma Strategies Inc.	\$60,000.00
	Marcos A Crespo LLC	\$60,000.00
	Mirram Group LLC	\$52,500.00
	RXR Development Services LLC	\$50,000.00 <u>\$946,809.00</u>
Charter Comm. Operating, LLC	Patrick B. Jenkins & Associates	\$175,000.00
	Mercury Public Affairs, LLC	\$150,000.00
	Mirram Group LLC	\$150,000.00
	Kasirer LLC	\$150,000.00
	Actum CA Opco, LLC	\$120,000.00
	London House LLC	\$30,000.00 <u>\$775,000.00</u>
NYS Trial Lawyers Association, Inc.	Patrick B. Jenkins & Associates	\$528,000.00
	Beaudoin & Company, LLC	\$186,876.00 <u>\$714,876.00</u>
Seminole Hard Rock Entertainment, Inc.	Actum CA Opco, LLC	\$540,000.00
	Green Book Strategies LLC	\$120,000.00 <u>\$660,000.00</u>
MSG Entertainment Group, LLC	Kramer Levin Naftalis & Frankel LLP	\$423,742.60
	Greenberg Traurig, LLP	\$121,000.00
	Kevin McCabe	\$50,000.00 <u>\$594,742.60</u>

¹⁸The compensation reported does not include compensation reported as a lobbyist/client filer. It only includes compensation reported paid to outside lobbying firms.

¹⁹Data is based on the cumulative compensation reported by the lobbyist in its 2023 periodic reports.

Vornado Realty L.P.	Kasirer LLC	\$240,000.00
	Kramer Levin Naftalis & Frankel LLP	\$184,307.50
	Cojo Strategies LLC	\$120,000.00
	NAS 15 CPW LLC	\$250.00
	Fried, Frank, Harris, Shriver & Jacobson LLP	<u>\$0.00</u>
		<u>\$544,557.50</u>
CFG Stadium Group LLC	Geto & de Milly Inc.	\$300,000.00
	Red Horse Strategies, LLC	\$120,000.00
	Martin Lee Edelman	<u>\$120,000.00</u>
		<u>\$540,000.00</u>
RAI Services Company	Bolton-St. Johns, LLC	\$297,000.00
	JEM Associates NY, LLC	\$120,000.00
	Carl Andrews & Associates, Inc.	\$63,335.00
	McKinley Strategies, LLC	\$34,000.00
	Multicultural HealthCare Marketing Group	\$11,100.00
	M3L Global Strategies Group LLC	<u>\$2,400.00</u>
		<u>\$527,835.00</u>
Northwell Health, Inc.	Kasirer LLC	\$240,000.00
	Fried, Frank, Harris, Shriver & Jacobson LLP	\$113,109.75
	Cojo Strategies LLC	\$90,000.00
	Blue Sky Real Estate Services LLC	\$45,000.00
	JMG Strategies Inc.	\$22,500.00
	The Ickes and Enright Group, Inc.	\$1,500.00
	Ennead Architects LLP	<u>\$0.00</u>
		<u>\$512,109.75</u>

TOP CLIENTS OF 2023 BY RETAINED LOBBYING FIRMS²⁰

<u>Client</u>	<u>Number of Firms Retained</u>
New Green Willets, LLC	7
Northwell Health, Inc.	7
Queens Future, LLC	7
Bally's Corporation	6
Charter Communications Operating, LLC	6
RAI Services Company	6
Dynamic Star, LLC	5
Vornado Realty L.P.	5
Arker Diversified Companies	4
Fund for the City of New York, Inc.	4
Gowanus 300 Nevins Street LLC	4
Gowanus Douglass Street LLC	4
Northeastern University	4
SC Campus Owner LLC	4
Silverstein Properties, LLC	4
The Mount Sinai Hospital	4
Touro University	4

²⁰Data is based on statements of registration filed by lobbyists and only includes lobbyist/client filers who have retained an outside lobbyist.

TOP TEN LOBBYING CONTRACTS IN 2023
(COMPENSATION PAID²¹ TO ONE LOBBYING FIRM)²²

<u>Client</u>	<u>Lobbyist</u>	<u>Compensation</u>
Homeowners for an Affordable NY LLC	Fontas Advisors NY LLC	\$1,143,500.00
Seminole Hard Rock Entertainment, Inc.	Actum CA Opco, LLC	\$540,000.00
NYS Trial Lawyers Association, Inc.	Patrick B. Jenkins & Associates	\$528,000.00
New Green Willets, LLC	Fried, Frank, Harris, Shriver ...	\$522,309.00
MSG Entertainment Group, LLC	Kramer Levin Naftalis & Frankel	\$423,742.60
DoorDash, Inc.	Bolton-St. Johns, LLC	\$300,000.00
CFG Stadium Group LLC	Geto & de Milly Inc.	\$300,000.00
The Fifth Avenue Association Business ...	Madelyn Wils	\$300,000.00
RAI Services Company	Bolton-St. Johns, LLC	\$297,000.00
Alchemy Properties Inc.	Kramer Levin Naftalis & Frankel	\$285,874.50

²¹The compensation reported does not include compensation reported as a lobbyist/client filer. It only includes compensation paid to outside lobbying firms.

²²Data is based on the cumulative compensation reported by the lobbyist in its 2023 periodic reports.

TOP LOBBYISTS OF 2023 BY NUMBER OF EMPLOYEES²³

<u>Lobbyist</u>	<u>Number of Employees</u>
Kasirer LLC	38
Tusk Strategies LLC	38
Bolton-St. Johns, LLC	38
James F. Capalino & Associates, Inc.	28
Constantinople & Vallone Consulting LLC	22
Davidoff Hutcher & Citron LLP	19
Greenberg Traurig, LLP	18
Pitta Bishop & Del Giorno LLC	18
Brown & Weinraub, PLLC	18
Fried, Frank, Harris, Shriver & Jacobson LLP	17
Kramer Levin Naftalis & Frankel LLP	17

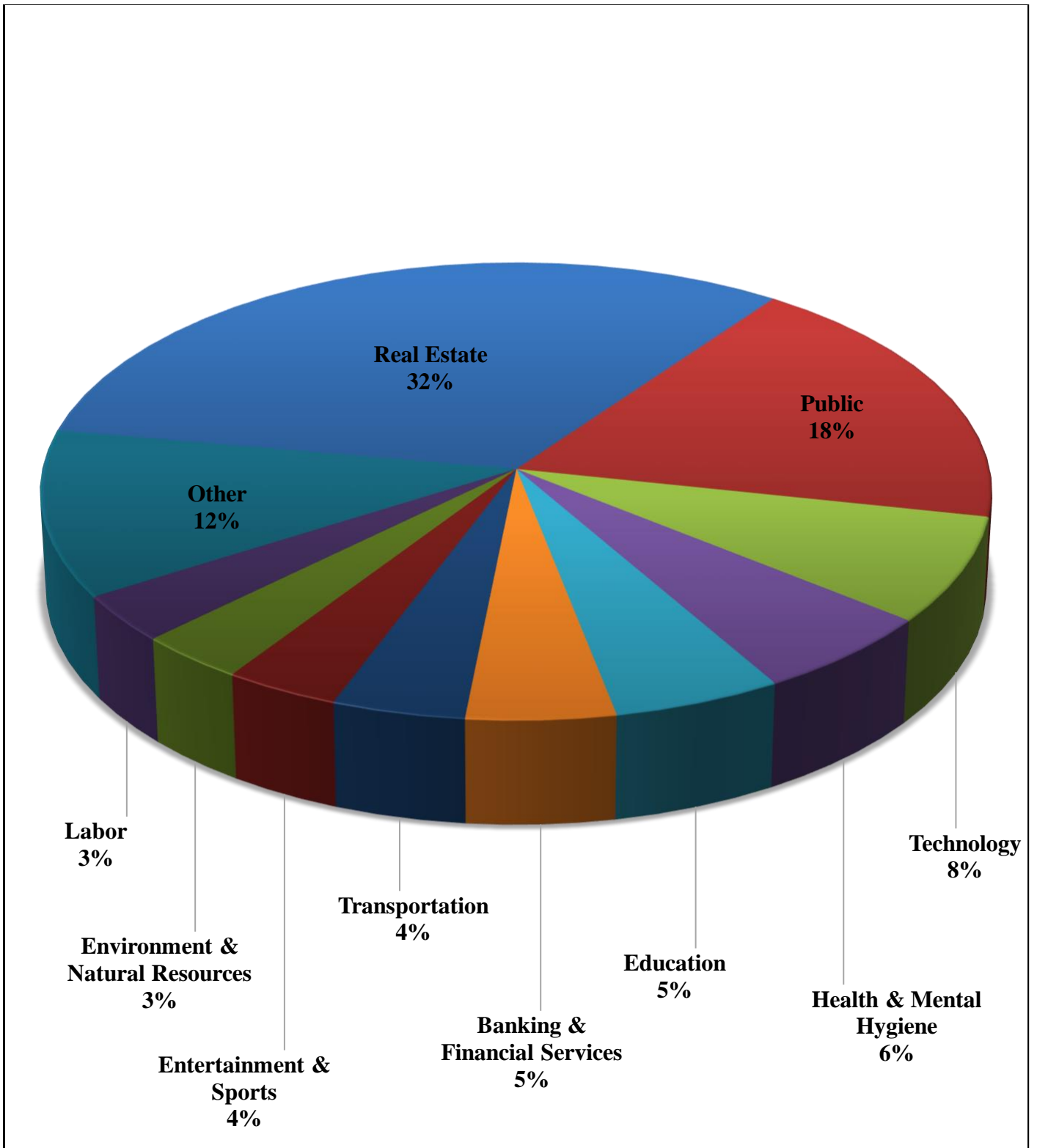
²³Data is based on employees listed on the statements of registration filed by lobbyists.

TOP LOBBYIST/CLIENT FILERS OF 2023 BY NUMBER OF EMPLOYEES²⁴

<u>Lobbyist</u>	<u>Number of Employees</u>
Make the Road New York	84
Consolidated Edison, Inc.	75
Legal Services NYC	70
The Legal Aid Society	61
Justice Innovation Inc.	53
TakeRoot Justice	30
New York Civil Liberties Union, Inc.	30
Urban Justice Center	28
The Children's Aid Society	28
United Federation of Teachers	26
The Related Companies, LP	26
SCO Family of Services	26

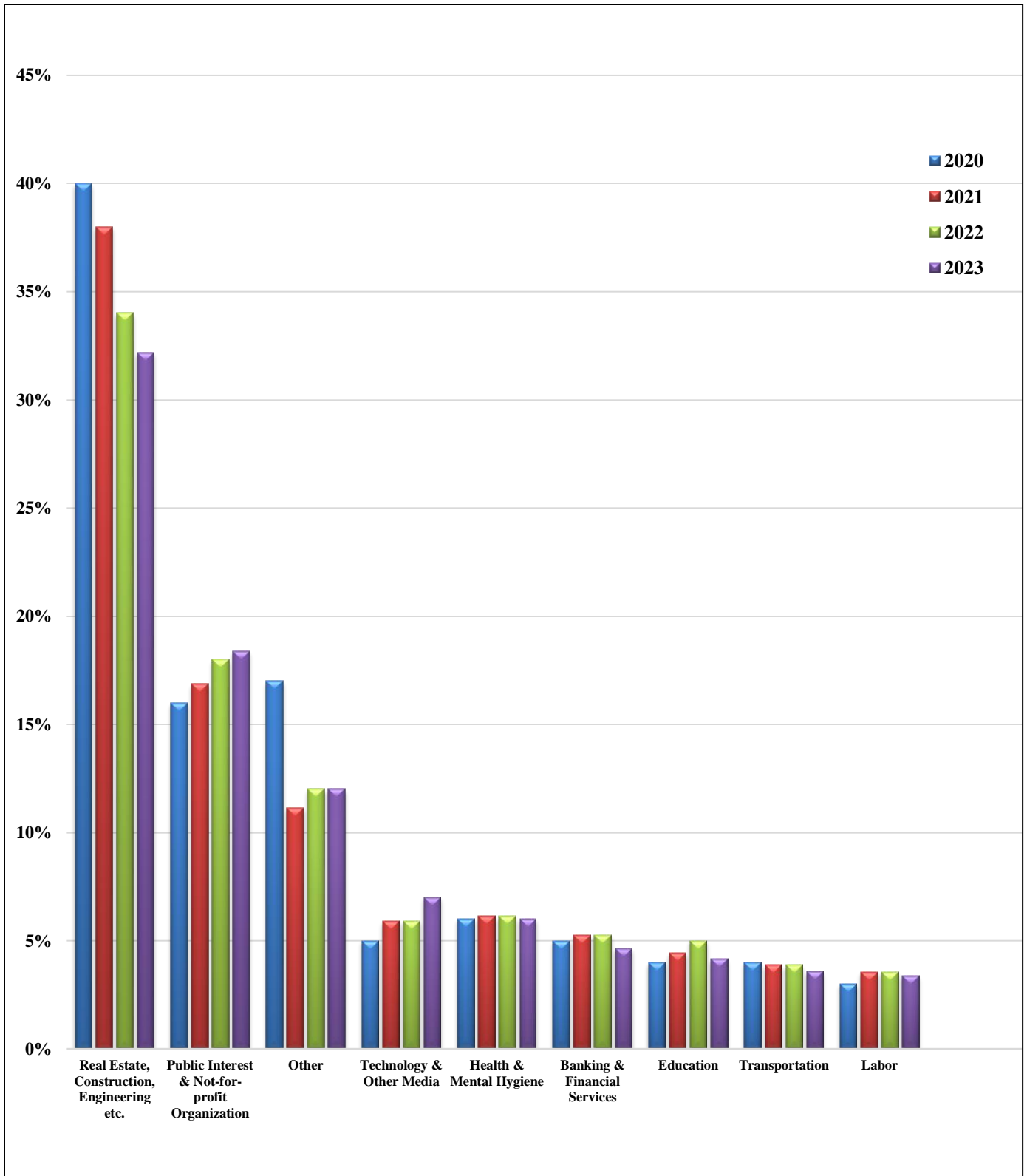
²⁴Data is based on employees listed on the statements of registration filed by lobbyist/client filers.

DISTRIBUTION OF CLIENTS' INDUSTRIES IN 2023



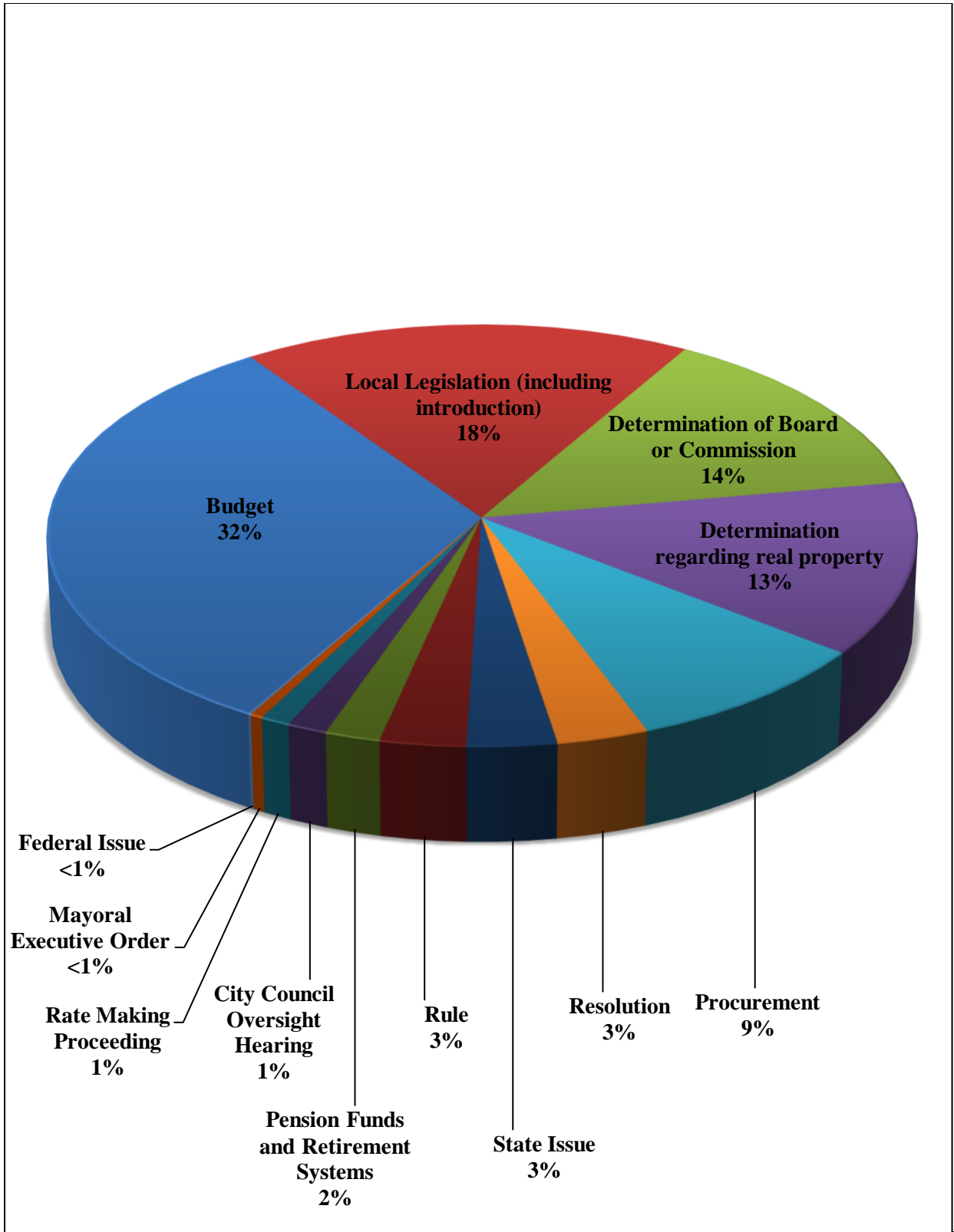
*Data is based on the client industry the lobbyist reported on the statement of registration. Variance due to rounding.

COMPARISON OF CLIENTS' INDUSTRIES FROM 2020-2023*



*This chart includes a comparison of client industries that were reported in the Lobbying Bureau Annual Reports in 2020 – 2023.

DISTRIBUTION OF SUBJECT CATEGORIES OF 2023*

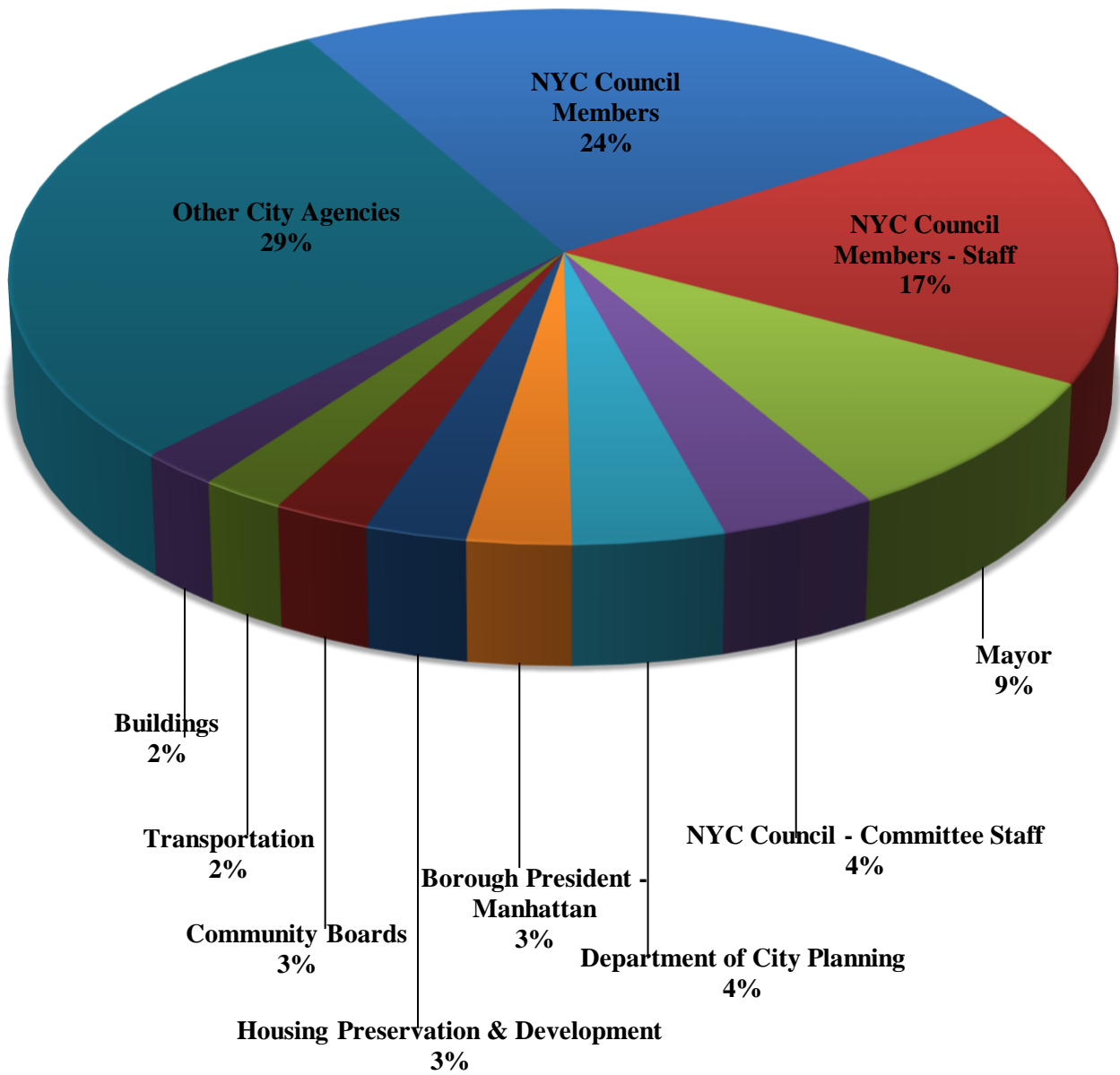


*Data is based on the subject category reported on periodic reports filed by Lobbyists. Variance due to rounding.

DISTRIBUTION OF SUBJECT CATEGORIES OF 2023

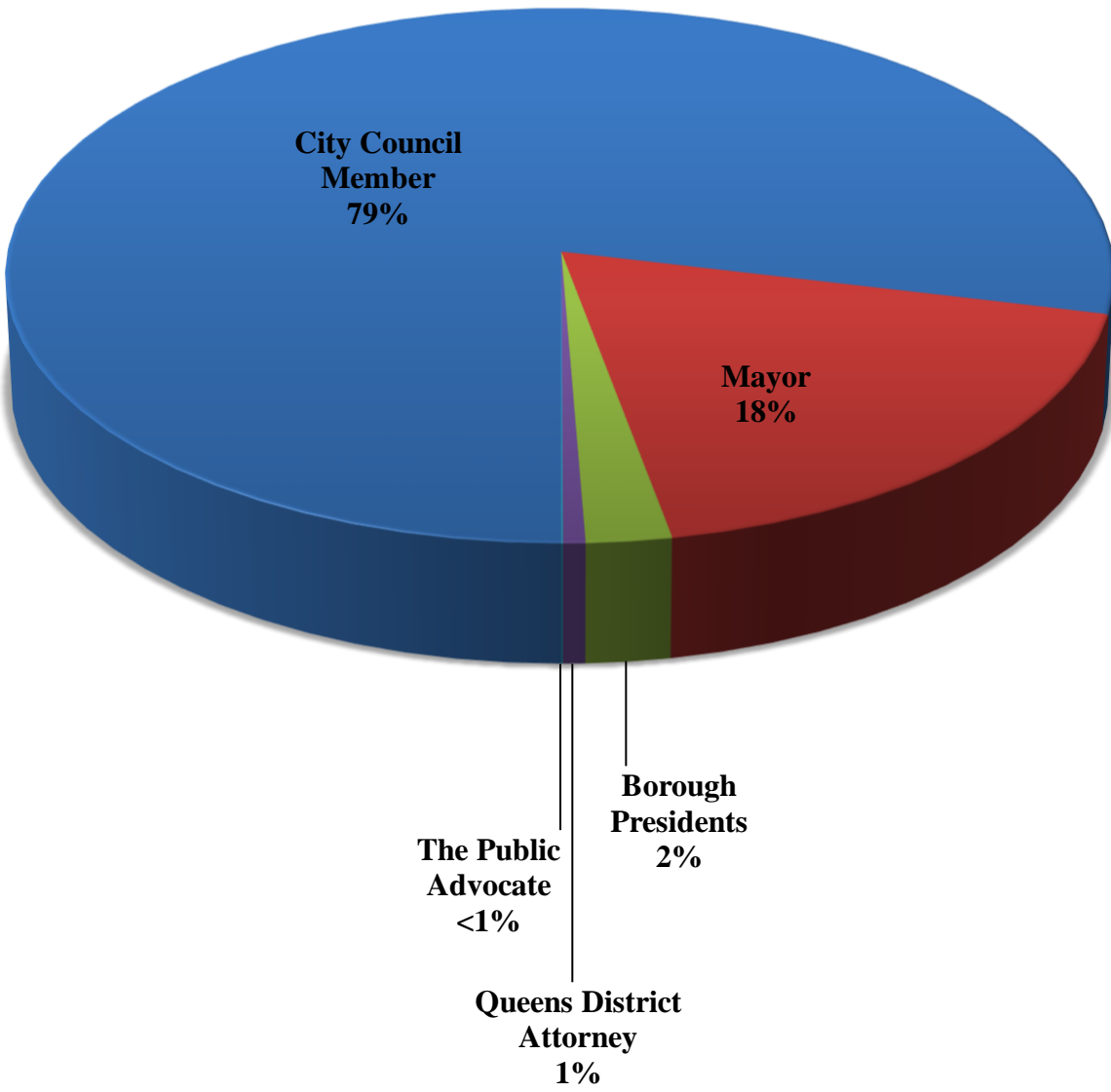
<u>Subject</u>	<u>Percentage</u>
Budget	32%
Local Legislation (including introduction)	18%
Determination of Board or Commission	14%
Determination regarding real property	13%
Procurement	9%
Resolution	3%
State Issue	3%
Rule	3%
Pension Funds and Retirement Systems	2%
City Council Oversight Hearing	1%
Rate Making Proceeding	1%
Mayoral Executive Order	Less than 1%
Federal Issue	Less than 1%

TOP TARGETS OF 2023*

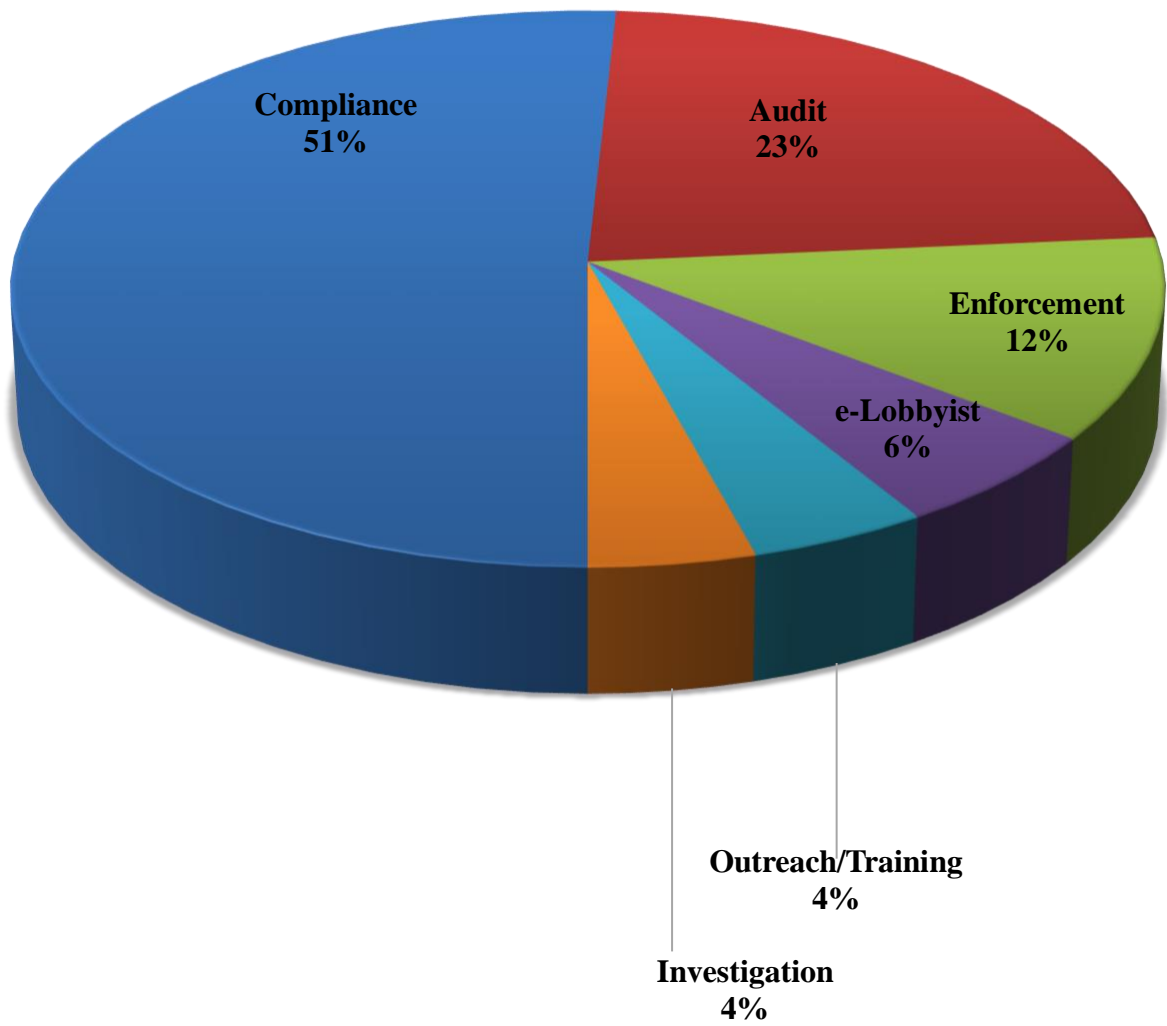


*Data is based on target agencies reported on all periodic reports filed by Lobbyists. Variance due to rounding.

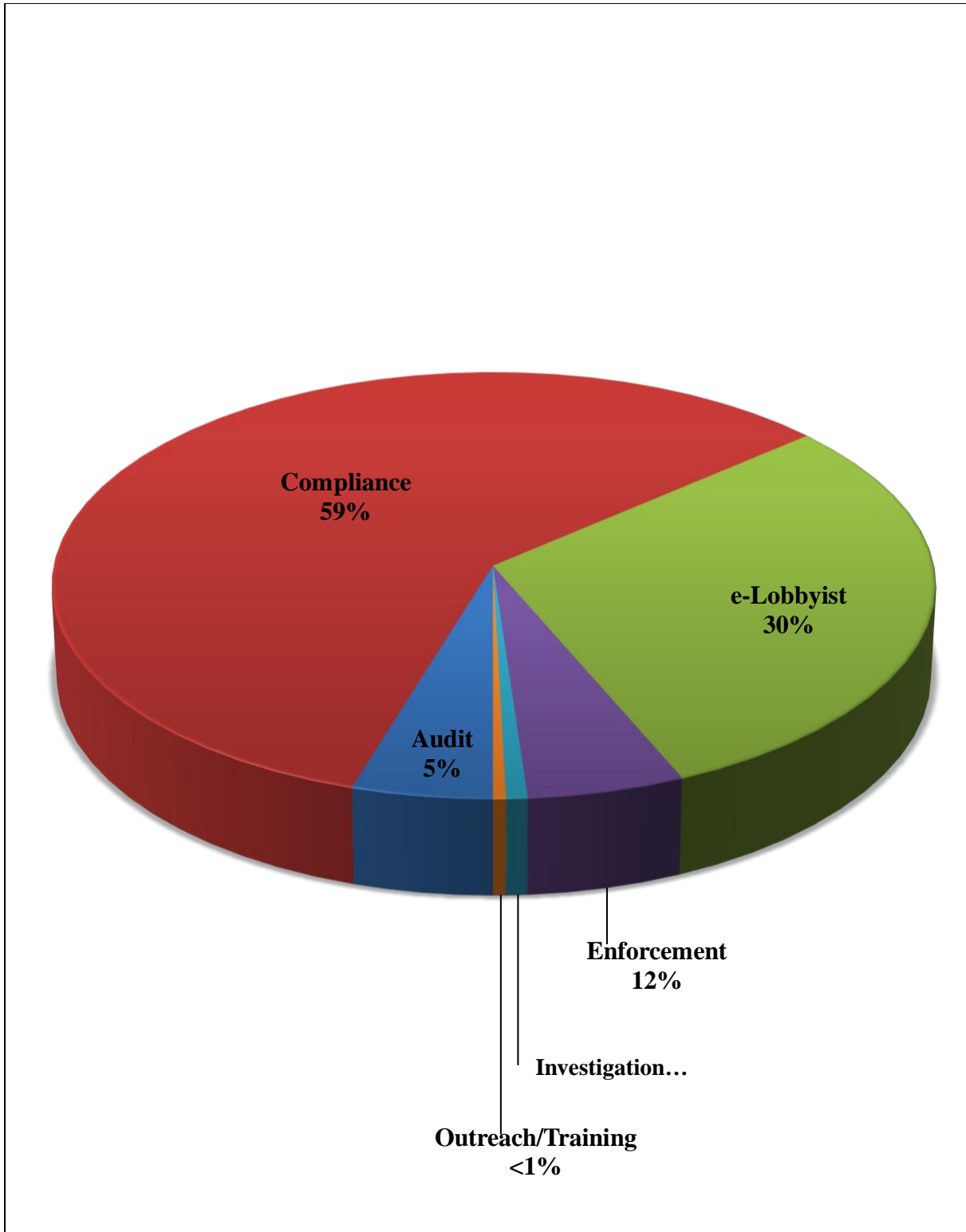
ANALYSIS OF FUNDRAISING REPORTS 2023



ANALYSIS OF LOBBYING BUREAU STAFF TIME BY SUBJECT CATEGORY



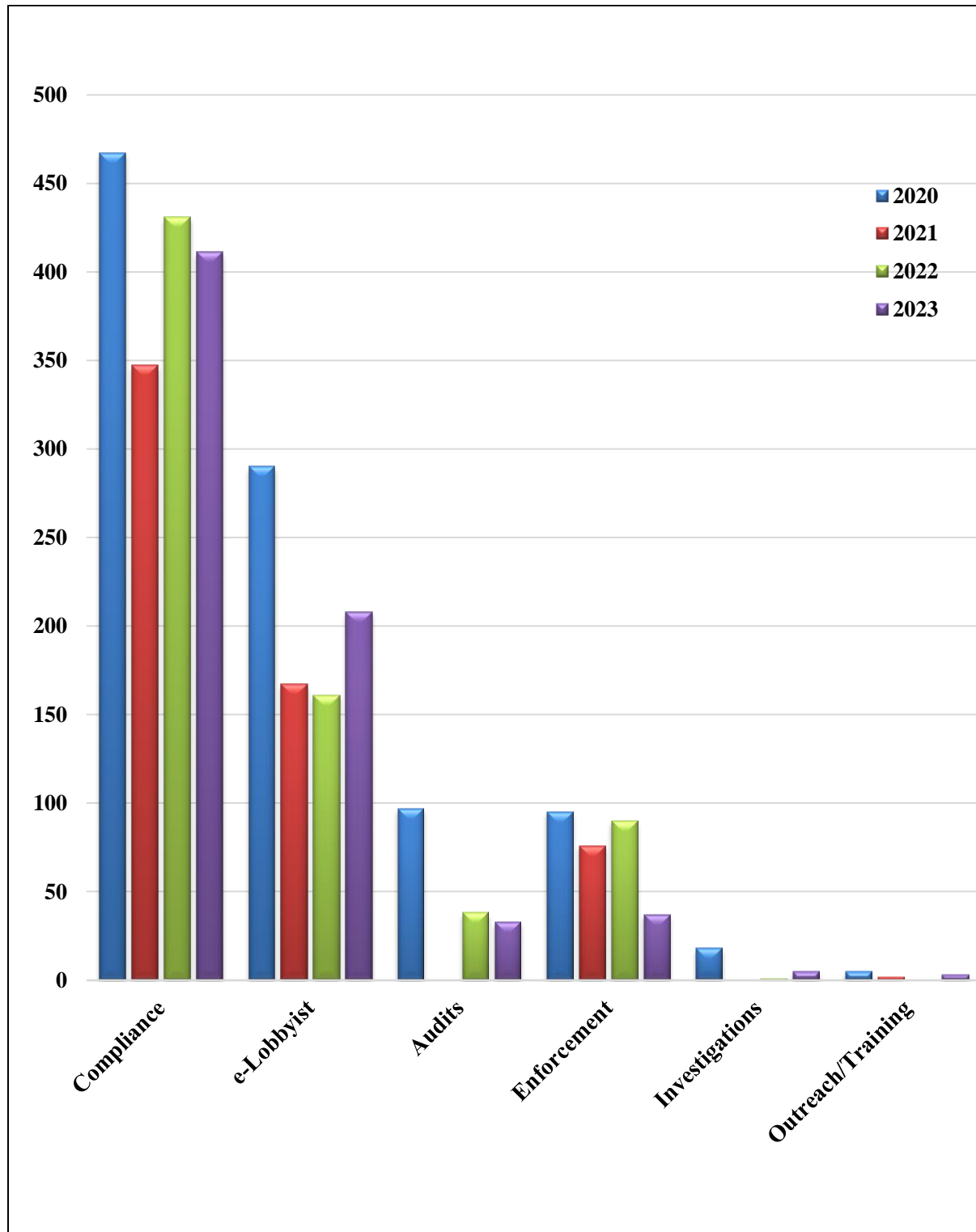
DISTRIBUTION OF TELEPHONE INQUIRIES BY SUBJECT CATEGORY



DISTRIBUTION OF TELEPHONE INQUIRIES BY SUBJECT CATEGORY

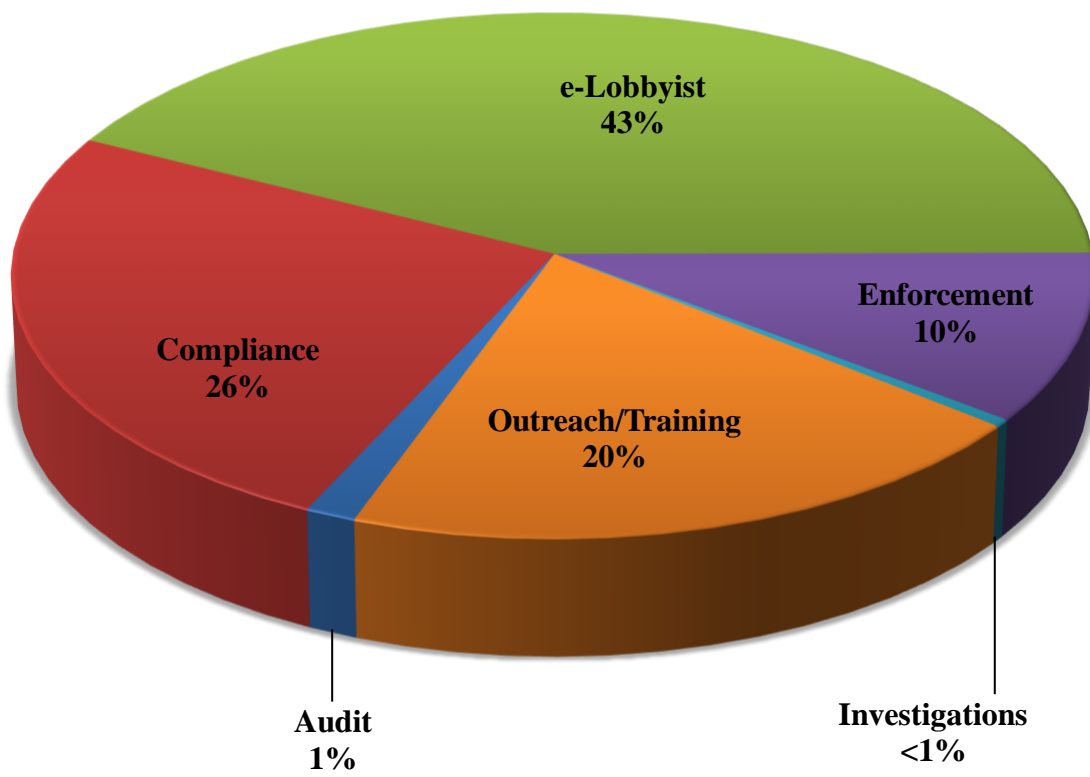
<u>Category</u>	<u>Number of Calls</u>
Audit – Field Examination	1
Audit – Preparation	27
Audit – Other	1
Audit – Drafted Report	<u>4</u>
	<u>33</u>
Compliance – Administrative	205
Compliance – Extension Request	2
Compliance – Filing issues - name, date, activity, retainer issue	15
Compliance – Inquiries (general/specific) requirements of the Law	188
Compliance – Other	<u>1</u>
	<u>411</u>
e-Lobbyist – Change in PO	3
e-Lobbyist – Enrollment issue	11
e-Lobbyist – Error message	3
e-Lobbyist – Filing assistance (walking through a specific filing)	147
e-Lobbyist – Log-in issues	19
e-Lobbyist – Other	1
e-Lobbyist – Inquiries (general/specific)	<u>24</u>
	<u>208</u>
Enforcement – Other	6
Enforcement – Fine	4
Enforcement – Notice to Cure	19
Enforcement – Petition	<u>8</u>
	<u>37</u>
Investigation	<u>5</u>
Outreach/Training	<u>3</u>
Total Telephone Calls	<u>697</u>

COMPARISON OF TELEPHONE INQUIRIES BY SUBJECT CATEGORY
FROM 2020-2023*



*This chart includes Lobbying Bureau staff time by subject category that was reported in the Lobbying Bureau's 2020-2023 Annual Reports.

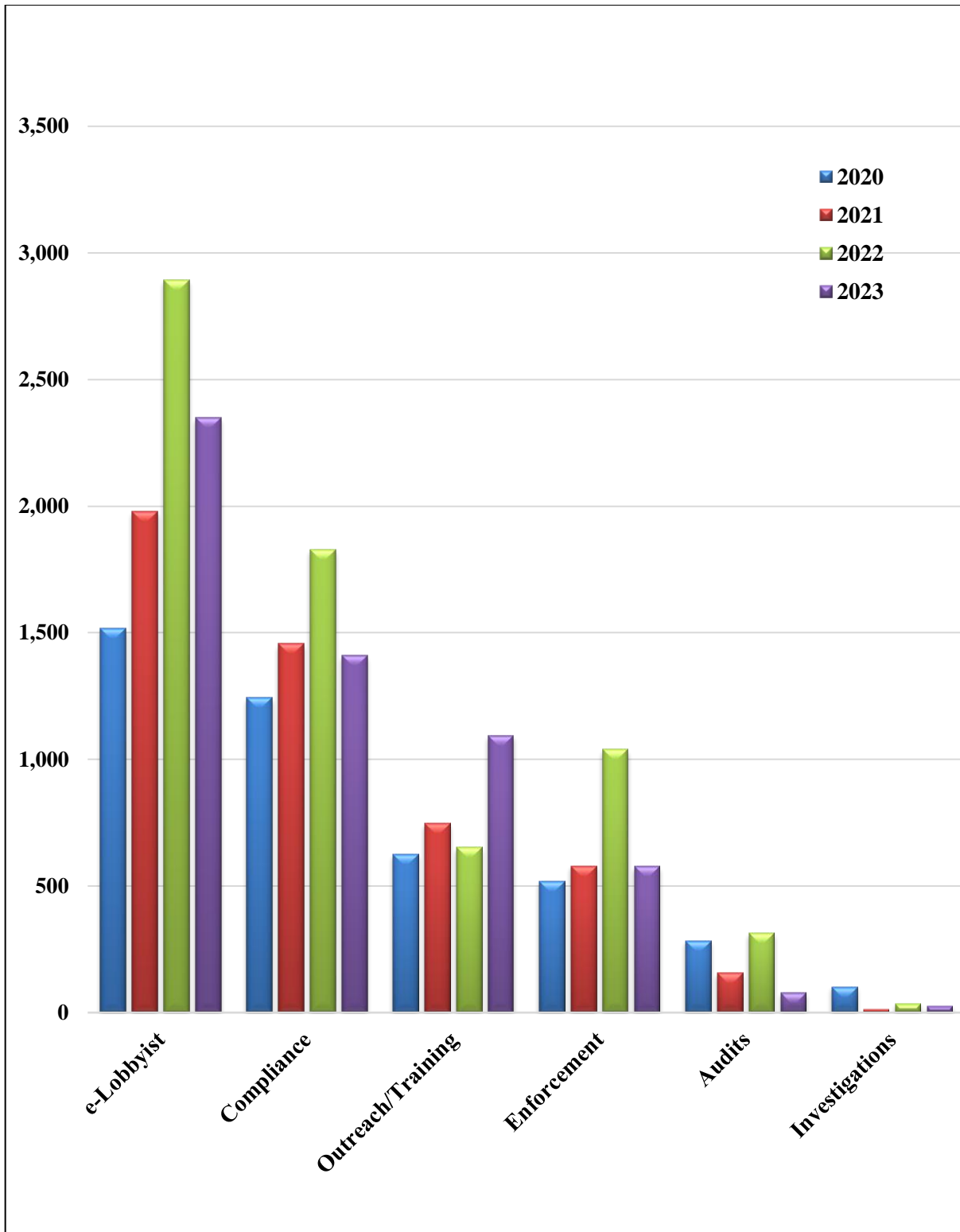
DISTRIBUTION OF EMAIL INQUIRIES BY SUBJECT CATEGORY



DISTRIBUTION OF EMAIL INQUIRIES BY SUBJECT CATEGORY

<u>Category</u>	<u>Number of Emails</u>
Audit – Drafted Report	5
Audit – Field Examination	3
Audit – Other	28
Audit – Preparation	<u>42</u>
	<u>78</u>
Compliance – Administrative	869
Compliance – Extension Request	150
Compliance – Filing issues - name, date, activity, retainer issue	106
Compliance – Inquiries (general/specific) requirements of the law	268
Compliance – Other	<u>17</u>
	<u>1,410</u>
e-Lobbyist – Change in PO	230
e-Lobbyist – Enrollment issue	1156
e-Lobbyist – Error message	352
e-Lobbyist – Filing assistance (walking through a specific filing)	378
e-Lobbyist – Inquiries (general/specific)	55
e-Lobbyist – Log-in issues	149
e-Lobbyist – Other	<u>28</u>
	<u>2,348</u>
Enforcement – Fine	36
Enforcement – Notice to Cure	367
Enforcement – Other	117
Enforcement – Petition	<u>56</u>
	<u>576</u>
Investigation	<u>25</u>
Outreach/Training	<u>1,093</u>
Grand Total	<u>5,530</u>

COMPARISON OF EMAIL INQUIRES BY SUBJECT CATEGORY FROM 2020-2023*



*This chart includes Lobbying Bureau staff time by subject category that was reported in the Lobbying Bureau's 2020-2023 Annual Reports.

APPENDIX A

LATE FILING PENALTIES: LOBBYIST 2022 SIXTH PERIODIC/ANNUAL REPORT

<u>Lobbyist</u>	<u>Amount</u>
Afeni Creative Studios LLC	\$197.88
AT&T Services, Inc.	\$150.00
Blue Suit Strategies, LLC	\$150.00
Cadman Strategies, LLC	\$750.00
Catholic Charities of the Archdiocese of New York	\$25.00
Chinese-American Planning Council, Inc.	\$275.00
Cojo Strategies LLC	\$1,125.00
Equity Advocates, Inc.	\$25.00
Community Housing Improvement Program, Inc.	\$1,142.59
Fried, Frank, Harris, Shriver & Jacobson LLP	\$3,725.00
Good Shepherd Services	\$25.00
Impax Asset Management Limited	\$400.00
Intermediate Capital Group, Inc.	\$25.00
JCDecaux North America, Inc.	\$50.00
Kostelanetz & Fink, LLP	\$75.00
Modeste Business Solutions, LLC	\$1,050.00
Moonshot Strategies LLC	\$50.00
Natural Resources Defense Council, Inc.	\$50.00
New York Restoration Project (NYRP)	\$150.00
New York State Trial Lawyers Association, Inc.	\$150.00
NYC NOWC, INC.	\$75.00
Park & K Public Affairs, LLC	\$50.00
Patrick B. Jenkins & Associates	\$8,817.69
Planned Parenthood of Greater New York, Inc.	\$150.00
Powell Solutions LLC	\$2,025.00
Schroder Investment Management North America Inc	\$325.00
SCO Family of Services	\$250.00
Sheltering Arms Children and Family Services, Inc.	\$375.00
Shenkman Capital Management, Inc.	\$50.00
Siebert Williams Shank & Co., LLC	\$50.00
Tech:NYC Inc.	\$25.00
The Advance Group Inc.	\$150.00
The College Board	\$25.00
The Douglaston Companies 1 LLC	\$75.00
The Samaritans of New York, Inc.	\$325.00
The Trustees of Columbia University in the City of New York	<u>\$50.00</u>
<u>Total</u>	<u>\$22,408.16</u>

APPENDIX B

**LATE FILING PENALTIES: LOBBYIST 2022 FUNDRAISING/POLITICAL
CONSULTING REPORTS**

<u>Lobbyist</u>	<u>Amount</u>
<u>Fourth Period</u>	
Kasirer LLC	\$7,000.00
Yoswein New York, Inc.	<u>\$4,375.00</u>
	\$11,375.00
<u>Fifth Period</u>	
Patrick B. Jenkins & Associates	<u>\$25.00</u>
	\$25.00
<u>Sixth Period</u>	
Patrick B. Jenkins & Associates	\$25.00
Robert A. Ungar Associates, Inc.	<u>\$50.00</u>
	\$75.00
<u>Total</u>	<u>\$11,475.00</u>

LATE FILING PENALTIES: 2022 TERMINATION NOTICES

<u>Client Name</u>	<u>Amount</u>
Brooklyn Botanix, LLC	<u>\$1,166.55</u>
	<u>\$1,166.55</u>

APPENDIX C

LATE FILING PENALTIES: 2022 CLIENT ANNUAL REPORT

<u>Client Name</u>	<u>Amount</u>
1010 Tenants Corp.	\$520.00
110 William Property Investors III, LLC	\$700.00
1160 Flushing Ave, LLC	\$150.00
1601 Bronxdale Property Owner LLC	\$3,825.00
1719 27ST LLC	\$575.00
174 Power Global NorthEast, LLC	\$350.00
215 West 28th Street Property Owner LLC	\$525.00
246 Spring Street (NY), LLC	\$275.00
26 Motors Corp	\$350.00
29 East 29th Street (NY) Manager, LLC	\$130.00
307-309 Sixth Avenue LLC	\$210.00
319 West 38th Street LLC	\$150.00
332 W 11 Holding LLC	\$480.00
466 State St LLC	\$140.00
568 UNION DE LLC	\$575.00
601-142 Realty LLC	\$70.00
64 Squares Strategy Group, Inc. for the benefit of The Green Partners LLC	\$240.00
64 Squares Strategy Group, Inc. for the benefit of Twinn Leaf LLC	\$240.00
83 Owners LLC	\$280.00
AbLeaf LLC	\$220.00
ACA-NYS, Inc.	\$100.00
Ackerman Institute for the Family	\$75.00
Action Carting Environmental Services, Inc	\$500.00
Advanced Data Processing, Inc.	\$500.00
Agbotic Incorporated	\$20.00
Akhan Services Inc	\$20.00
Alexander Jutkowitz Consulting, LLC	\$30.00
American Recycling Management, LLC	\$350.00
American Water Resources, LLC	\$140.00
Anheuser-Busch Companies, LLC.	\$350.00
Anthony T. Rinaldi, LLC	\$575.00
Apogee Events, Inc.	\$325.00
Archer 1 LLC	\$50.00
ArtBridge Projects Inc.	\$50.00
Arthur Kill Terminal LLC	\$25.00

ASAP LGA Development LLC	\$550.00
Associated Builders & Contractors, Inc Empire State Chapter	\$50.00
Assure Global LLC	\$200.00
Astoria Owners LLC	\$325.00
AT&T Services, Inc.	\$150.00
AT&T Services, Inc. for the benefit of AT&T Communications of New York, Inc	\$150.00
Atkins North America, Inc.	\$500.00
Aulder Capital LLC	\$110.00
Avaya Inc.	\$50.00
Avenues World Holdings LLC	\$1,025.00
Barnard College	\$20.00
Baychester Materials Inc.	\$225.00
Bedford Village, LLC	\$20.00
Beyond Finance, LLC	\$325.00
BFC Partners, L.P.	\$25.00
Big Apple Taxi Management LLC	\$60.00
Blue School	\$1,600.00
Body Mechanics Acupuncture	\$725.00
Boys & Girls Club of Harlem, Inc.	\$25.00
BRIC Arts Media Bklyn, Inc.	\$575.00
Bristlecone Real Estate Company LLC	\$10.00
Brooklyn Botanix, LLC	\$1,190.00
Brownsville Arts Owner LLC	\$75.00
Buspatrol America LLC	\$25.00
C19 Safety First Inc.	\$270.00
Cannabis Association of New York, Inc.	\$50.00
CareerWise New York, Inc.	\$50.00
Carroll Gardens Association, Incorporated	\$20.00
Cascade 553 LLC	\$50.00
Casita Cubano, LLC	\$210.00
Catholic Charities of the Archdiocese of New York	\$25.00
Cayuga Home for Children	\$80.00
CCR USA Airport Management, Inc.	\$1,900.00
Center for Urban Community Services, Inc.	\$75.00
Cerner Corporation	\$550.00
Chamber of Commerce Borough of Queens	\$575.00
Citadel Enterprise Americas LLC	\$20.00
Citizens Committee for New York City	\$150.00
City Harvest, Inc.	\$50.00
City Testing Centers LLC	\$1,025.00

Clarendon Holding Co., Inc.	\$350.00
Clean Air Solutions USA Corp.	\$950.00
Clinton Hudson Associates LLC	\$50.00
Clinton Manor Associates, L.P.	\$650.00
Closed Loop Partners, LLC	\$10.00
Coalition for Fairness in SoHo and NoHo, Inc.	\$50.00
Community Health Project, Inc.	\$25.00
Community Housing Improvement Program, Inc.	\$1,142.59
Concern for Independent Living, Inc.	\$50.00
CONNECT, Inc.	\$875.00
Consigli Construction Co., Inc.	\$10.00
Core Scaffold Systems Inc.	\$1,750.00
Council on the Environment, Inc.	\$325.00
Covenant House International	\$175.00
Coyle Properties LLC	\$150.00
CrossCap Holdings LLC	\$900.00
CVS Pharmacy, Inc.	\$80.00
D2L Ltd.	\$25.00
Dean Entertainment Group, LLC	\$490.00
Deco Tower Associates LLC	\$1,375.00
Destination Tomorrow, Inc	\$325.00
Dexter 345 Inc.	\$70.00
Dirksen & Talleyrand, Inc.	\$1,225.00
Division Kent RE Holdings Limited Partnership	\$200.00
Douglaston Development, LLC	\$75.00
Douglaston Shopping Center Owner LLC	\$25.00
Driver Opportunity Services Association, Inc.	\$575.00
E&Y Distributors Inc.	\$325.00
E&Y Distributors Inc. on behalf of Agayev Holding LLC	\$350.00
East River Development Alliance, Inc.	\$550.00
Education Equity Campaign	\$50.00
Edward J Minskoff Equities, Inc	\$275.00
Emerald Isle Immigration Center, Inc.	\$575.00
Empire Cruises LLC	\$1,375.00
Englewood Partners LLC	\$500.00
Equine Advocates, Incorporated	\$130.00
Equinor Wind Services LLC	\$575.00
EVFOODSNYC, LLC	\$130.00
Excel Development Group LLC	\$50.00
Extreme Networks, Inc.	\$150.00
Fasano Restaurant New York, LLC	\$230.00

Fashion Institute of Technology	\$375.00
Federation of Organizations for the New York State Mentally Disabled, Inc.	\$50.00
Fejost, LLC	\$470.00
Filco Carting Corp.	\$575.00
Financial Services Institute, Inc.	\$25.00
First Class Car and Limousine Service Corp.	\$600.00
Fiserv, Inc.	\$80.00
Five Boroughs Jobs Campaign, Inc.	\$1,430.00
Flat LG LLC	\$290.00
Fogo de Chao (Holdings) Inc.	\$500.00
Fordham Road District Management Association, Inc.	\$725.00
Fumao Inc	\$140.00
Future Leaders Institute Charter School	\$50.00
Gard Recycling, Inc.	\$60.00
Gay Men's Health Crisis, Inc.	\$50.00
Gemini Trust Company, LLC	\$200.00
Georgica Green Ventures, LLC	\$275.00
Global Kids, Inc.	\$700.00
Green Stream Holdings, Inc.	\$440.00
Hamaspik of Kings County, Inc.	\$210.00
Hengsen Property LLC	\$570.00
Herald Towers, LLC	\$325.00
Hermes of Paris, Inc.	\$130.00
Hide Lounge Inc.	\$350.00
HNY Ferry, LLC	\$80.00
Hoisting and Scaffolding Trade Association, Inc.	\$30.00
Hotel Association of New York City, Inc.	\$50.00
Hudson Wellness Group LLC	\$200.00
Hunts Point Cooperative Market, Inc.	\$25.00
iMentor, Incorporated	\$25.00
Incode Technologies, Inc.	\$140.00
Independent Drivers Guild, Inc.	\$325.00
Institute for Community Living, Inc.	\$575.00
Instructure, Inc.	\$550.00
Jamaica Hospitality Group LLC	\$75.00
JCDecaux North America, Inc.	\$50.00
JDL Global Inc	\$230.00
JFK Millennium Partners, LLC	\$130.00
JST3NY INC	\$1,000.00
Kent Riverview LLC	\$150.00
La MaMa Experimental Theatre Club, Inc	\$375.00

Launch Expeditionary Learning Charter School	\$325.00
LCAA, Inc.	\$90.00
Legacy Manufacturing LLC	\$1,025.00
Lessing's Inc.	\$50.00
Levien 12TH Street LLC	\$20.00
LGBT Network	\$50.00
Lidl US, LLC on Behalf of LIDL US Operations, LLC	\$1,375.00
Lily & John Realty Inc.	\$1,100.00
Linden Grove Developer LLC	\$75.00
LOCAL INITIATIVES SUPPORT CORPORATION	\$50.00
M&H Realty LLC	\$500.00
Madison 45 Broad Development LLC	\$600.00
Maimonides Medical Center	\$50.00
Matrix Development Group Associates, L.L.C.	\$400.00
May Ship Repair Contracting Corporation	\$325.00
MC PR III 688 Court Realty LLC	\$200.00
Medstartr Direct LLC	\$1,200.00
Merchants Hospitality Inc.	\$325.00
Metropolitan Taxicab Board of Trade, Inc	\$550.00
MHANY Management Inc.	\$1,375.00
Microgrid Networks, LLC	\$25.00
Mike's Heavy Duty Towing Inc.	\$590.00
Motion Picture Association, Inc.	\$50.00
MP Liberty Development, LLC	\$675.00
Museum of Chinese in the Americas	\$380.00
Museum of Contemporary African Diasporan Arts (MoCADA)	\$370.00
National Alliance on Mental Illness of New York City, Inc.	\$170.00
National Supermarket Association	\$75.00
NetApp Inc	\$50.00
New Hampton, LLC	\$20.00
New Whitehall Apartments L.L.C.	\$175.00
New York Academy of Sciences	\$10.00
New York Cancer Center, Inc.	\$20.00
New York Cares, Inc.	\$550.00
New York State Fitness Alliance, Inc.	\$325.00
New York State Iron Workers District Council	\$400.00
New York Water Management, Inc.	\$325.00
Nontraditional Employment for Women	\$1,025.00
Northwell Health, Inc.	\$400.00
NYC Propane Delivery LLC	\$50.00
NYS Cannabis Partners Inc.	\$220.00

Olea Networks, Inc.	\$130.00
One Seven Five Water LLC	\$210.00
ONH 2226 Third Ave LLC	\$350.00
OTG Management, LLC	\$50.00
Oxford I Asset Management USA Inc.	\$875.00
Panasonic Corporation of North America	\$140.00
Parkmobile, LLC	\$20.00
Phoenix Houses of New York, Inc.	\$50.00
Poseidon Eros Group LLC	\$20.00
Pratt Holdings, Inc.	\$700.00
Premier Third Avenue DE LLC	\$175.00
Pride at Work, AFL-CIO	\$25.00
Prizeout Corp.	\$500.00
Propco Management LLC	\$50.00
PropertyRoom.com, Inc.	\$440.00
Queens & Bronx Building Association	\$175.00
Queens Theater Owner LLC	\$150.00
Queensboro United Football Club LLC	\$525.00
RAHF IV Shore Hill, LLC	\$350.00
Railworks Transit LLC	\$20.00
Rainbow Media Holdings LLC	\$75.00
RB Advisory LLC	\$200.00
RBG Management Corp.	\$75.00
Rebecca School, LLC	\$425.00
Remark Holdings, Inc.	\$10.00
Renaissance Learning, Inc.	\$525.00
Replica, Inc.	\$70.00
Restoration Hardware, Inc.	\$10.00
Retirees Association of DC DC 37, AFSCME, AFL-CIO	\$25.00
Rmour LLC	\$200.00
ROAR New York, Inc.	\$500.00
RP1185 LLC	\$250.00
RTB Distributors LLC	\$200.00
S&J Sheet Metal and Roofing Supply, Inc.	\$575.00
SaferWatch LLC	\$280.00
Samaritan Daytop Foundation, Inc.	\$75.00
Samrah LLC	\$200.00
Samsung Electronics America, Inc.	\$300.00
Second and Third LLC	\$150.00
Secure Identity, LLC	\$575.00
Sedesco, Inc.	\$500.00

Selfhelp Community Services, Inc.	\$75.00
Seminole Hard Rock Entertainment, Inc.	\$240.00
Sensys Gatso USA, Inc.	\$100.00
Sesame Flyers International, Inc.	\$1,965.00
SHI International Corp.	\$675.00
Shorefront IV, LLC	\$50.00
Sierra Club	\$25.00
Silverstein Properties, LLC for the benefit of Silverstein Properties, LLC, Kaufman Astoria Studios, Inc. and Bedrock Real Estate Partners, LLC	\$50.00
SimpliGov LLC	\$140.00
SJC 33 OWNER 2015, LLC	\$575.00
SKF Development, LLC	\$25.00
Skyhigh Murals-Colossal Media Inc.	\$50.00
SM I MMS, L.L.C.	\$20.00
SMBX, LLC	\$240.00
SnapMedTech, Inc.	\$60.00
SNL Development Group LLC	\$575.00
Solar One	\$25.00
Solow Management Corp.	\$325.00
Southwest Wine & Spirits, LLC	\$280.00
Special Olympics New York, Inc.	\$500.00
Sproost LLC	\$560.00
St. Michael's Cemetery	\$25.00
Statcare Urgent & Walk In Medical Care PLLC	\$330.00
Statue Cruises, LLC on behalf of Statue Cruises, LLC, Hornblower New York, LLC, Hornblower Yachts, LLC and HNY Ferry, LLC	\$50.00
Stellar 341 LLC	\$80.00
Teachers College, Columbia University	\$325.00
Tech:NYC Inc.	\$25.00
Testd Inc.	\$160.00
Thalo Labs, Inc.	\$30.00
The 322 W. 57th Street Condominium	\$10.00
The Brooklyn Academy of Music, Inc.	\$25.00
The Chetrit Group LLC	\$575.00
The Children's Defense Fund	\$1,475.00
The Children's Rescue Fund	\$50.00
The Coalition for Behavioral Health, Inc.	\$175.00
The Educational Alliance, Inc.	\$50.00
The Epilepsy Institute	\$50.00
The Fifth Avenue Association Business Improvement District Inc	\$50.00
The Higher Path LLC	\$10.00
The Jacob A. Riis Neighborhood Settlement	\$25.00
The Joe Torre Safe at Home Foundation	\$240.00

The Joyce Theater Foundation, Inc.	\$25.00
The Lure Group LLC	\$550.00
The McKissack Group, Inc.	\$50.00
The New York Independent System Operator, Inc.	\$70.00
The New York State Veterinary Medical Society, Inc.	\$50.00
The Steel Institute of New York	\$175.00
The Trustees of Columbia University in the City of New York	\$75.00
The Vineyard Theatre and Workshop Center, Inc.	\$50.00
Thomas Mott Osborne Memorial Fund, Inc.	\$75.00
TK Elevator Corporation	\$50.00
Total Transportation Corp.	\$1,125.00
Tour Central Park Inc	\$75.00
Transcon International, Inc.	\$325.00
Tresor-Immo SA	\$360.00
Trinity Centre LLC	\$30.00
UiPath, Inc.	\$80.00
UniFirst Corporation	\$150.00
Uniformed EMS Officers Union	\$75.00
Uniformed Fire Alarm Dispatchers Benevolent Association, Inc.	\$325.00
Union & Court Realty Corp.	\$350.00
United Food and Commercial Workers Union Local 342	\$175.00
Urban World LLC	\$90.00
USWM, LLC	\$200.00
Vanita Solomon	\$350.00
Vector Media, LLC	\$175.00
Vendome Development LLC	\$800.00
Vepo Solutions LLC	\$630.00
Visiting Nurse Service of New York	\$50.00
VMware, Inc.	\$230.00
Wapanda, Inc.	\$525.00
Westech Security and Investigation Inc	\$340.00
Women's Community Justice Association, Inc.	\$25.00
Wonderschool, Inc.	\$10.00
Workday, Inc.	\$725.00
World Trade Center Performing Arts Center, Inc.	\$140.00
World Wide Technology, Inc.	\$50.00
Worth Construction Co. Inc.	\$575.00
WVH Housing Corporation	\$325.00
WW Project Swift Development LLC	\$50.00
Xomad LLC	\$30.00
Z.D. Jasper Realty Inc.	\$20.00
Zones, LLC	<u>\$575.00</u>

Total **\$102,282.59**

APPENDIX D

LATE FILING PENALTIES: LOBBYIST 2023 STATEMENTS OF REGISTRATION

<u>Lobbyist</u>	<u>Amount</u>
Adams Buckner Advisors LLC	\$2,425.00
Advocates for Children of New York, Inc.	\$950.00
Afeni Creative Studios LLC	\$197.88
Allen P. Cappelli, Esq.	\$25.00
Allied Government Affairs LLC	\$900.00
ASY Services, LLC	\$1,325.00
AT&T Services, Inc.	\$150.00
Bender Cantone Consulting, Inc.	\$50.00
BMW Government Relations LLC	\$885.00
Bolton-St. Johns, LLC	\$7,600.00
Bowen Public Affairs Consulting Inc	\$1,062.50
Brown & Weinraub, PLLC	\$600.00
Bryan Cave Leighton Paisner LLP	\$950.00
Capitol Consulting NY LLC	\$3,125.00
Carter Ledyard & Milburn LLP	\$25.00
Catholic Charities Community Services, Archdiocese of New York	\$525.00
Catholic Charities of the Archdiocese of New York	\$225.00
Chinese-American Planning Council, Inc.	\$275.00
Climate Jobs NY, Inc.	\$1,425.00
Cojo Strategies LLC	\$3,025.00
Coller Capital LTD	\$250.00
Community Food Advocates, Inc.	\$1,900.00
Constantinople & Vallone Consulting LLC	\$25.00
Cozen O'Connor	\$525.00
Cozen O'Connor Public Strategies, LLC	\$5,300.00
CSPI Action Fund	\$1,400.00
Davidoff Hutcher & Citron LLP	\$150.00
Davis Wright Tremaine LLP	\$1,100.00
DCI Group AZ, LLC	\$2,775.00
Driscoll Group, Inc.	\$1,800.00
EMMS Strategy Ltd.	\$10.00
Ennead Architects LLP	\$1,400.00
Fried, Frank, Harris, Shriver & Jacobson LLP	\$4,725.00
George Arzt Communications, Inc.	\$50.00
Gerstman PLLC	\$6,225.00
Geto & de Milly Inc.	\$400.00

God's Love-We Deliver, Inc.	\$1,425.00
Goldman Harris LLC	\$225.00
Gotham Government Relations LLC	\$675.00
Green Book Strategies LLC	\$5,750.00
Greenberg Traurig, LLP	\$1,525.00
Hotel Association of New York City, Inc.	\$225.00
HR&A Advisors, Inc.	\$1,150.00
Insight Venture Management, L.L.C.	\$1,375.00
James F. Capalino & Associates, Inc.	\$175.00
JCDecaux North America, Inc.	\$50.00
JMG Strategies Inc.	\$5,525.00
Kasirer LLC	\$1,700.00
Kevin McCabe	\$40.00
Kramer Levin Naftalis & Frankel LLP	\$100.00
Larry Scott Blackmon LLC	\$30.00
Law Offices of Domenic M. Recchia Jr.	\$150.00
Lemma Strategies Inc.	\$400.00
MacKay Shields LLC	\$1,275.00
Marcos A Crespo LLC	\$590.00
Mercury Public Affairs, LLC	\$600.00
Mirram Group LLC	\$2,625.00
Modeste Business Solutions, LLC	\$1,400.00
Moonshot Strategies LLC	\$2,375.00
New York City and Vicinity District Council	\$175.00
New York Restoration Project (NYRP)	\$150.00
NGV OSW Holdings LLC with RWE Clean Energy, LLC	\$450.00
NJF Consulting Group LLC	\$130.00
Northeast Government Consulting, LLC	\$175.00
Nuevo Diaz and Associates LLC	\$25.00
O Communications & Solutions, LLC	\$140.00
O'Donnell & Associates, LLC	\$2,700.00
One for All Strategies, LLC	\$420.00
Open New York, Inc.	\$1,425.00
P.S. 1 Contemporary Art Center, Inc.	\$600.00
Park Strategies, LLC	\$25.00
Patcon Associates, Ltd.	\$525.00
Patrick B. Jenkins & Associates	\$9,475.00
Penny Lee	\$540.00
Pitta Bishop & Del Giorno LLC	\$150.00
Planned Parenthood of Greater New York, Inc.	\$525.00
Pryor Cashman LLP	\$375.00
Queens Future, LLC	\$30.00

Rothkrug, Rothkrug & Spector, LLP	\$875.00
RWE Clean Energy, LLC	\$480.00
RWE Clean Energy, LLC with NGV OSW Holdings LLC	\$650.00
Sanchez Strategies & Solutions, LLC	\$40.00
Sanctuary for Families, Inc.	\$25.00
SCO Family of Services	\$250.00
TakeRoot Justice	\$50.00
Tech:NYC Inc.	\$25.00
The Advance Group Inc.	\$4,900.00
The Carey Group LLC	\$500.00
The College Board	\$25.00
The Douglaston Companies 1 LLC	\$50.00
The Hayes Initiative LLC	\$25.00
The New School	\$25.00
The New York Chapter of the American Institute of Architects	\$25.00
The New York Foundling	\$25.00
The Parkside Group, LLC	\$25.00
Thies & Grenell, LLC	\$300.00
Tonio Burgos & Associates, Inc.	\$100.00
Trucking Association of New York	\$25.00
Vornado Realty L.P.	\$50.00
Ward Strategies LLC	<u>\$250.00</u>
<u>Total</u>	<u>\$109,920.38</u>

APPENDIX E

LATE FILING PENALTIES: LOBBYIST 2023 FIRST PERIODIC REPORT

<u>Lobbyist</u>	<u>Amount</u>
Adams Buckner Advisors LLC	\$1,625.00
Afeni Creative Studios LLC	\$197.88
ASY Services, LLC	\$662.50
Blue and Gray Strategies, LLC	\$25.00
Bolton-St. Johns, LLC	\$4,550.00
Bowen Public Affairs Consulting Inc	\$1,062.50
Catholic Charities Community Services, Archdiocese of New York	\$175.00
Chinese-American Planning Council, Inc.	\$200.00
Community Food Advocates, Inc.	\$650.00
Cooper Square Community Development Committee, Inc.	\$25.00
Cozen O'Connor Public Strategies, LLC	\$1,975.00
Davis Wright Tremaine LLP	\$25.00
Dirk McCall	\$125.00
Fried, Frank, Harris, Shriver & Jacobson LLP	\$2,300.00
Goldentree Asset Management LP	\$25.00
Jewish Board of Family and Children's Services, Inc.	\$50.00
JMG Strategies Inc.	\$1,600.00
John Sanchez	\$300.00
Kasirer LLC	\$675.00
Larry Scott Blackmon LLC	\$200.00
Marcos A Crespo LLC	\$350.00
Metropolitan Council on Jewish Poverty	\$25.00
New Yorkers for Culture and the Arts, Inc.	\$50.00
North Star Fund Inc. for the benefit of Communities United for Police Reform	\$200.00
Nurse Family Partnership	\$50.00
O Communications & Solutions, LLC	\$25.00
P.S. 1 Contemporary Art Center, Inc.	\$50.00
Patrick B. Jenkins & Associates	\$3,100.00
Penny Lee	\$550.00
Planned Parenthood of Greater New York, Inc.	\$25.00
Riseboro Community Partnership Inc.	\$25.00
Robin Hood Foundation	\$25.00
ROSENBERG & ESTIS, P.C.	\$50.00
Tech:NYC Inc.	\$150.00
The Advance Group Inc.	\$150.00

The New York Chapter of the American Institute of Architects	\$50.00
The Parkside Group, LLC	\$25.00
Whiteboard Advisors LLC	<u>\$875.00</u>
Total	<u>\$22,222.88</u>

APPENDIX F

LATE FILING PENALTIES: LOBBYIST 2023 SECOND PERIODIC REPORT

<u>Lobbyist</u>	<u>Amount</u>
Adams Buckner Advisors LLC	\$75.00
Afeni Creative Studios LLC	\$197.88
Allen P. Cappelli, Esq.	\$200.00
American Cancer Society Cancer Action Network, Inc	\$25.00
AT&T Services, Inc.	\$25.00
BMW Government Relations LLC	\$100.00
Bolton-St. Johns, LLC	\$2,975.00
Bowen Public Affairs Consulting Inc	\$325.00
Capitol Strategies Group LLC	\$25.00
Chinese-American Planning Council, Inc.	\$550.00
Community Housing Improvement Program, Inc.	\$25.00
Council of School Supervisors and Administrators	\$25.00
DCI Group AZ, LLC	\$2,275.00
Eric Palatnik, P.C.	\$50.00
Fashion Institute of Technology	\$50.00
FedEx Corporation	\$25.00
Fried, Frank, Harris, Shriver & Jacobson LLP	\$775.00
HR&A Advisors, Inc.	\$25.00
JMG Strategies Inc.	\$25.00
John Alschuler	\$25.00
John Sanchez	\$25.00
Marcos A Crespo LLC	\$50.00
New York City Alliance Against Sexual Assault, Inc.	\$25.00
New York City Central Labor Council, AFL-CIO	\$50.00
New Yorkers for Culture and the Arts, Inc.	\$25.00
NGV OSW Holdings LLC with RWE Clean Energy, LLC	\$170.00
O Communications & Solutions, LLC	\$25.00
Patrick B. Jenkins & Associates	\$1,700.00
Planned Parenthood of Greater New York, Inc.	\$50.00
Powell Solutions LLC	\$250.00
RWE Clean Energy, LLC with NGV OSW Holdings LLC	\$825.00
Shelter Rock Strategies, LLC	\$225.00
Staten Island Chamber of Commerce	\$25.00
The Carey Group LLC	\$25.00
The Ickes and Enright Group, Inc.	\$25.00
Yeshiva University	<u>\$25.00</u>
<u>Total</u>	<u>\$11,317.88</u>

APPENDIX G

LATE FILING PENALTIES: LOBBYIST 2023 THIRD PERIODIC REPORT

<u>Lobbyist</u>	<u>Amount</u>
Afeni Creative Studios LLC	\$197.88
American Cancer Society Cancer Action Network, Inc	\$25.00
Bowen Public Affairs Consulting Inc	\$500.00
Center for Alternative Sentencing and Employment Services, Inc.	\$25.00
Chinese-American Planning Council, Inc.	\$575.00
Community Housing Improvement Program, Inc.	\$25.00
Constantinople & Vallone Consulting LLC	\$25.00
DCI Group AZ, LLC	\$700.00
Design Center Inc.	\$25.00
Driscoll Group, Inc.	\$600.00
Gerstman PLLC	\$750.00
Gotham Government Relations LLC	\$450.00
Graham Capital Management, L.P.	\$25.00
Hotel, Gaming, Restaurant & Club Employees and Bartenders Union Local 6, AFL-CIO	\$50.00
Legal Action Center of the City of New York, Inc.	\$25.00
Masonry Sustainability Solutions LLC	\$25.00
Mercury Public Affairs, LLC	\$25.00
NAS 15 CPW LLC	\$200.00
National Religious Campaign Against Torture	\$25.00
New York City Central Labor Council, AFL-CIO	\$25.00
New York Communities For Change, Inc.	\$25.00
North Star Fund Inc. for the benefit of Communities United for Police Reform	\$50.00
Northeast Government Consulting, LLC	\$25.00
O'Donnell & Associates, LLC	\$25.00
Opportunities for a Better Tomorrow, Inc.	\$50.00
Powell Solutions LLC	\$700.00
Pryor Cashman LLP	\$125.00
The Center for New York City Neighborhoods, Inc.	\$50.00
The College Board	\$525.00
The Hayes Initiative LLC	\$50.00
Trucking Association of New York	\$100.00
West Harlem Environmental Action, Inc.	\$50.00
<u>Total</u>	<u>\$6,072.88</u>

APPENDIX H

LATE FILING PENALTIES: LOBBYIST 2023 FOURTH PERIODIC REPORT

<u>Lobbyist</u>	<u>Amount</u>
Afeni Creative Studios LLC	\$197.88
Armstrong Teasdale LLP	\$150.00
Building Trades Employers Association, Inc.	\$75.00
Catholic Guardian Services	\$125.00
Chinese-American Planning Council, Inc.	\$75.00
Cojo Strategies LLC	\$500.00
Community Housing Improvement Program, Inc.	\$75.00
Community Preservation Corporation	\$75.00
Distinctive Public Affairs, LLC	\$75.00
Ennead Architects LLP	\$2,025.00
External Group, LLC	\$150.00
Fried, Frank, Harris, Shriver & Jacobson LLP	\$1,500.00
Gerstman PLLC	\$800.00
Human Services Council of New York	\$75.00
JMG Strategies Inc.	\$250.00
Larry Scott Blackmon LLC	\$75.00
Loop Capital Markets LLC	\$75.00
New Yorkers for Culture and the Arts, Inc.	\$50.00
NJF Consulting Group LLC	\$60.00
North Star Fund Inc. for the benefit of Communities United for Police Reform	\$125.00
OpenPlans, Inc.	\$75.00
Opportunities for a Better Tomorrow, Inc.	\$75.00
Owl Creek Asset Management, L.P.	\$75.00
P.S. 1 Contemporary Art Center, Inc.	\$75.00
Patrick B. Jenkins & Associates	\$150.00
Planned Parenthood of Greater New York, Inc.	\$125.00
Powell Solutions LLC	\$850.00
Professional Staff Congress/CUNY, AFT Local 2334	\$175.00
The American Museum of Natural History	\$50.00
The Douglaston Companies 1 LLC	\$75.00
The New School	\$25.00
The Samaritans of New York, Inc.	\$100.00
Thies & Grenell, LLC	\$225.00

Union of Orthodox Jewish Congregations of America	\$25.00
Visiting Nurse Service of New York	\$75.00
West Harlem Environmental Action, Inc.	<u>\$50.00</u>

<u>Total</u>	<u>\$8,757.88</u>
---------------------	--------------------------

APPENDIX I

LATE FILING PENALTIES: LOBBYIST 2023 FIFTH PERIODIC REPORT

<u>Lobbyist</u>	<u>Amount</u>
American Cancer Society Cancer Action Network, Inc	\$25.00
APICHA Community Health Center	\$175.00
Armstrong Teasdale LLP	\$200.00
Bird Rides, Inc.	\$300.00
BJH Advisors, LLC	\$125.00
Brown & Weinraub, PLLC	\$25.00
Catholic Charities of the Archdiocese of New York	\$25.00
Community Housing Improvement Program, Inc.	\$150.00
Consolidated Edison, Inc.	\$25.00
Constantinople & Vallone Consulting LLC	\$25.00
District Council 37	\$25.00
Ennead Architects LLP	\$75.00
Good Shepherd Services	\$25.00
Kevin McCabe	\$25.00
Loop Capital Markets LLC	\$25.00
Moore Consultancy Corp.	\$25.00
New York City Central Labor Council, AFL-CIO	\$50.00
New York State Trial Lawyers Association, Inc.	\$25.00
New Yorkers for Culture and the Arts, Inc.	\$25.00
North Star Fund Inc. for the benefit of Communities United for Police Reform	\$325.00
NYU Langone Health System	\$25.00
Obsidian Strategists LLC	\$75.00
Open New York, Inc.	\$25.00
Penny Lee	\$25.00
Powell Solutions LLC	\$100.00
Sunset Park Health Council, Inc.	\$25.00
Tech:NYC Inc.	\$25.00
The College Board	\$50.00
The New York Chapter of the American Institute of Architects	\$25.00
Thies & Grenell, LLC	\$100.00
Transport Workers Union of America	\$25.00
Whiteboard Advisors LLC	\$750.00
Yoswein New York, Inc.	\$25.00
<u>Total</u>	<u>\$2,975.00</u>

APPENDIX J

LATE FILING PENALTIES:
LOBBYIST 2023 FUNDRAISING/POLITICAL CONSULTING REPORTS

<u>Lobbyist</u>	<u>Amount</u>
<u>First Period</u>	
Bolton-St. Johns, LLC	<u>\$2,150.00</u>
<u>Second Period</u>	
Cozen O'Connor Public Strategies, LLC	<u>\$225.00</u>
<u>Third Period</u>	
Kasirer LLC	<u>\$1,800.00</u>
<u>Total</u>	<u>\$4,175.00</u>

APPENDIX K

CIVIL PENALTY: RETAINER ISSUE

<u>Client Name</u>	<u>Amount</u>
Patrick B. Jenkins & Associates	<u>\$66.66</u>
	<u>\$66.66</u>