


# Office of the City Clerk



## Clerk of the Council

### Lobbying Bureau Annual Report

**Michael McSweeney**  
City Clerk, Clerk of the Council

**Alisa Fuentes**  
Deputy City Clerk

**Patrick L. Synmoie**  
Counsel to the City Clerk

**Mary Prentis**  
Associate Counsel

**Brenda Hernandez**  
Paralegal

**Damaris Acosta**  
Deputy City Clerk

**Walter Carcione**  
Chief Investigator

**Olga Tsurbanova**  
Investigator

**March 1, 2023**

## Table of Contents

Introduction.....	1
(i) Number of complaints received from the public and the disposition of such complaints.....	2
(ii) Number and amount of civil penalties imposed pursuant to subdivisions (a), (b), (c) and (d) of § 3-223 of the Administrative Code.....	2
<i>2021 Reports (Client Annual Reports, Sixth Periodic Reports and Sixth Periodic Fundraising and Political Consulting Reports) .....</i>	
	2
<i>2022 Statements of Registration and Periodic Reports.....</i>	
	3
<i>2022 Fundraising and Political Consulting Reports.....</i>	
	4
<i>2022 Termination Notices .....</i>	
	4
(iii) Number and duration of orders issued pursuant to subdivision (a) of § 3-223 of the Administrative Code.....	4
(iv) Number of random audits conducted by the city clerk and outcomes thereof. ....	4
(v) Compliance programs developed and implemented for lobbyists and clients. ....	5
<i>Amendment of Rules .....</i>	
	5
<i>Training .....</i>	
	6
<i>Outreach Efforts .....</i>	
	6
<i>Other Compliance Efforts.....</i>	
	7
(vi) The types and number of requests for assistance related to the lobbying law received by the city clerk. ....	8
(vii) The number of lobbyists filing statements of registration pursuant to § 3-213 of the Administrative Code for the first time.....	9
(viii) The subject matter of lobbying activity most frequently reported by lobbyists and lobbyist/client filers. ....	9
(ix) The lobbying targets most frequently reported by lobbyists and lobbyist/client filers. ....	9
(x) The lobbyists and lobbyist/client filers that reported the highest compensation.....	9
(xi) Other information and analysis.....	10
<i>Number of Reporting Lobbyists and Clients.....</i>	
	10
<i>Outlook For 2023 .....</i>	
	10
<i>Analysis of Lobbying Data .....</i>	
	10
<i>TOP TEN LOBBYISTS OF 2022 BY COMPENSATION .....</i>	
	12
<i>TOP TEN LOBBYISTS OF 2021 BY COMPENSATION .....</i>	
	14
<i>TOP TEN LOBBYISTS OF 2020 BY COMPENSATION .....</i>	
	15
<i>TOP TEN LOBBYISTS OF 2019 BY COMPENSATION .....</i>	
	16
<i>COMPARISON OF COMPENSATION OF LOBBYISTS FROM 2019-2022.....</i>	
	17
<i>COMPARISON OF COMPENSATION OF TOP LOBBYISTS FROM 2019-2022 .....</i>	
	18
<i>TOP TEN LOBBYISTS OF 2022 BY NUMBER OF CLIENTS REGISTERED .....</i>	
	19
<i>COMPARISON OF TOTAL CLIENT CONTRACTS FROM 2019-2022.....</i>	
	20
<i>COMPARISON OF TOTAL CLIENTS OF TOP LOBBYISTS FROM 2019-2022 .....</i>	
	21

TOP TEN LOBBYIST/CLIENT FILERS OF 2022 BY COMPENSATION.....	22
COMPARISON OF LOBBYIST/CLIENT FILERS' COMPENSATION FROM 2019-2022.....	24
COMPARISON OF LOBBYISTS' AND LOBBYIST/CLIENT FILERS' COMPENSATION FROM 2019-2022 .....	25
TOP TEN CLIENTS OF 2022 BY COMPENSATION TO ALL RETAINED LOBBYING FIRMS.....	26
TOP CLIENTS OF 2022 BY RETAINED LOBBYING FIRMS .....	28
TOP TEN LOBBYING CONTRACTS IN 2022 .....	29
TOP LOBBYISTS OF 2022 BY NUMBER OF EMPLOYEES .....	30
TOP LOBBYIST/CLIENT FILERS OF 2022 BY NUMBER OF EMPLOYEES .....	31
DISTRIBUTION OF CLIENTS' INDUSTRIES IN 2022 .....	32
COMPARISON OF CLIENTS' INDUSTRIES FROM 2019-2022 .....	33
DISTRIBUTION OF SUBJECT CATEGORIES OF 2022 .....	34
TOP TARGETS OF 2022.....	36
ANALYSIS OF FUNDRAISING REPORTS 2022.....	37
ANALYSIS OF LOBBYING BUREAU STAFF TIME BY SUBJECT CATEGORY.....	38
DISTRIBUTION OF TELEPHONE INQUIRIES BY SUBJECT CATEGORY .....	39
COMPARISON OF TELEPHONE INQUIRIES BY SUBJECT CATEGORY FROM 2019-2022.....	41
DISTRIBUTION OF EMAIL INQUIRIES BY SUBJECT CATEGORY .....	42
COMPARISON OF EMAIL INQUIRES BY SUBJECT CATEGORY FROM 2019-2022.....	44
APPENDIX A.....	A-1
APPENDIX B.....	B-1
APPENDIX C.....	C-1
APPENDIX D.....	D-1
APPENDIX E .....	E-1
APPENDIX F .....	F-1
APPENDIX G.....	G-1
APPENDIX H.....	H-1
APPENDIX I .....	I-1
APPENDIX J .....	J-1
APPENDIX K.....	K-1

## Introduction

Lobbying in the City of New York is governed by Administrative Code §§ 3-211 through 3-223 and Chapter 1 of Title 51 of the Rules of the City of New York (collectively, the “Lobbying Law.”) This is the seventeenth annual report issued by the Lobbying Bureau (the “Lobbying Bureau”) of the Office of the City Clerk (the “City Clerk”) pursuant to § 3-212(c) of the Administrative Code of the City of New York (the “Administrative Code”), the text of which follows:

*The city clerk shall prepare and post on the internet an annual report relating to the administration and enforcement of the provisions of this subchapter. Such report shall contain information regarding (i) the number of complaints received from the public and the disposition of such complaints; (ii) the number and amount of civil penalties imposed pursuant to subdivisions (a), (b), (c) and (d) of section 3-223 of this subchapter; (iii) the number and duration of orders issued pursuant to subdivision (a) of section 3-223 of this subchapter; (iv) the number of random audits conducted by the city clerk and outcomes thereof; (v) compliance programs developed and implemented for lobbyists and clients; (vi) the types and number of requests for assistance related to the lobbying law received by the city clerk, and, as soon as practicable, the average response and resolution times of such requests; (vii) the number of lobbyists filing statements of registration pursuant to section 3-213 of this subchapter for the first time; (viii) the subject matter of lobbying activity most frequently reported by lobbyists; (ix) the lobbying targets most frequently reported by lobbyists; (x) the lobbyists that received the highest compensation; and (xi) such other information and analysis as the city clerk deems appropriate. Such report shall be posted on the internet no later than March first of each year and shall contain information relating to the preceding calendar year.*

Listed hereafter is the information required by the Administrative Code for calendar year 2022.

**(i) Number of complaints received from the public and the disposition of such complaints.**

In 2022, the Lobbying Bureau did not receive any complaints from the public regarding possible violations of the Administrative Code.

**(ii) Number and amount of civil penalties imposed pursuant to subdivisions (a), (b), (c) and (d) of § 3-223 of the Administrative Code.**

Violators of the Lobbying Law are subject to the penalties detailed in Administrative Code § 3-223 *et seq.* Pursuant to Administrative Code § 3-223(a), the penalties for knowing and willful violations of the Lobbying Law include: a civil penalty not to exceed \$30,000; the issuance of a cease and desist order; or both a civil penalty and a cease and desist order. Pursuant to Administrative Code § 3-223(b), violators are subject to a civil penalty not to exceed \$30,000 for violating a cease and desist order or for violating the proscription against contingency agreements. In addition to penalties for any late filing, pursuant to Administrative Code § 3-223(c), violators may be subject to a civil penalty, not to exceed \$20,000, if a violation is not cured. Lastly, for any violation of the Lobbying Law not covered in the foregoing provisions, pursuant to Administrative Code § 3-223(d), violators may be subject to a civil penalty not to exceed \$20,000, if a violation is not cured.

Listed below are the late filing and civil penalties<sup>1</sup> incurred for each reporting period as of February 25, 2023.

***2021 Reports (Client Annual Reports, Sixth Periodic Reports and Sixth Periodic Fundraising and Political Consulting Reports)***

The Lobbying Bureau identified 38 Lobbyists<sup>2</sup> that failed to timely file an aggregate of 48 sixth periodic/annual reports<sup>3</sup> for 2021. For this failure, such Lobbyists incurred \$11,425.00 in aggregate late filing penalties. (See [Appendix A](#) attached hereto.)

---

<sup>1</sup>The late filing penalties contained in this report are restricted to penalties resulting from the late filing of 2021 annual reports (client annual reports, sixth periodic reports and sixth periodic fundraising and political consulting reports) and 2022 filings including: statements of registration, first through fifth periodic reports, and first through fifth periodic fundraising and political consulting reports.

<sup>2</sup>As used throughout this report, “Lobbyists” refers to lobbying firms as well as lobbyist/client filers.

<sup>3</sup>The Lobbying Bureau has historically treated the sixth periodic report as equivalent to an annual report for lobbyists.

The Lobbying Bureau identified two Lobbyists who failed to timely file four fundraising and political consulting reports. For this failure, such Lobbyists incurred \$3,562.50 in aggregate late filing penalties. (See [Appendix B](#) attached hereto.)

The Lobbying Bureau identified 254 late client annual reports. For this failure, such clients incurred \$70,282.50 in aggregate late filing penalties. (See [Appendix C](#) attached hereto.)

No civil penalties were warranted for the late filing of the above-listed reports.

### ***2022 Statements of Registration and Periodic Reports***

The Lobbying Bureau identified 82 Lobbyists who failed to timely file an aggregate of 153 statements of registration. For this failure, such Lobbyists incurred \$60,480.00 in aggregate late filing penalties. (See [Appendix D](#) attached hereto.) No civil penalties were warranted in connection with such failures.

One hundred and ninety-nine Notices to Cure were sent to Lobbyists who failed to timely pay registration fees or submit retainer agreements or amended retainer agreements. The Lobbyists cured such failures either by paying the fees or submitting the retainers. No civil penalties were warranted in connection with such failures.

The Lobbying Bureau identified 42 Lobbyists who failed to timely file an aggregate of 60 first periodic reports. For this failure, such Lobbyists incurred \$5,785.00 in aggregate late filing penalties. (See [Appendix E](#) attached hereto.)

The Lobbying Bureau identified 34 Lobbyists who failed to timely file an aggregate of 35 second periodic reports. For this failure, such Lobbyists incurred \$5,725.00 in aggregate late filing penalties. (See [Appendix F](#) attached hereto.)

The Lobbying Bureau identified 21 Lobbyists who failed to timely file an aggregate of 33 third periodic reports. For this failure, such Lobbyists incurred \$4,537.50 in aggregate late filing penalties. (See [Appendix G](#) attached hereto.)

The Lobbying Bureau identified 41 Lobbyists who failed to timely file an aggregate of 129 fourth periodic reports. For this failure, such Lobbyists incurred \$17,955.00 in aggregate late filing penalties. (See [Appendix H](#) attached hereto.)

The Lobbying Bureau identified 31 Lobbyists who failed to timely file an aggregate of 58 fifth periodic reports. For this failure, such Lobbyists incurred \$4,250.00 in aggregate late filing penalties. (See [Appendix I](#) attached hereto.)

## ***2022 Fundraising and Political Consulting Reports***

The Lobbying Bureau identified 2 Lobbyists who failed to timely file a total of 4 fundraising and political consulting reports. For this failure, such Lobbyists incurred \$3,362.50 in aggregate late filing penalties. (See [Appendix J](#) attached hereto.)

No civil penalties were warranted for the late filing of fundraising and political consulting reports.

## ***2022 Termination Notices***

Ninety-eight Notices to Cure were sent to Lobbyists and 407 Notices to Cure were sent to clients who failed to timely file termination notices. The filers cured such failures either by filing the missing termination notice or extending the lobbying contract. Four clients failed to timely cure. For this failure, such clients incurred \$966.57 in aggregate late filing penalties. (See [Appendix K](#) attached hereto)

### **(iii) Number and duration of orders issued pursuant to subdivision (a) of § 3-223 of the Administrative Code.**

None.

### **(iv) Number of random audits conducted by the city clerk and outcomes thereof.**

The Lobbying Bureau selected 45 Lobbyists for audit in 2022. The 2022 audits encompass an examination of all filings made in 2021 by the 45 randomly selected Lobbyists and associated clients to determine if such filings were complete, accurate, timely filed and otherwise in compliance with the Lobbying Law. The audits resulted in 74 findings and 74 required actions. Samples of audit findings included: reporting incorrect compensation and expenses; reporting incorrect subject category; failing to report all lobbying activity; failing to file termination notices; failing to upload amended retainer agreements; failing to properly describe subject details; failing to report targets and contact names; reporting incorrect targets; failing to report addresses of subject property; inadvertently listing the names of children of lobbying employees in the statement of registration; and failure to list employees on authorization letter. Samples of required

actions included: correcting compensation and expense amounts; reporting correct subject category; reporting all lobbying activity; filing termination notices; uploading amended retainer agreements; amending reports to properly describe subject details; reporting targets and contact names; reporting correct targets; reporting subject addresses; removing the names of children of lobbying employees from the statement of registration; and listing employees on authorization letter.

**(v) Compliance programs developed and implemented for lobbyists and clients.**

The Lobbying Bureau works with filers<sup>4</sup> to improve compliance with the Lobbying Law in a variety of ways including training, outreach and other educational efforts. In addition, the Lobbying Bureau receives numerous telephone and e-mail inquiries throughout the year for: providing assistance with filing reports; answering questions regarding requirements of the Lobbying Law; and providing technical assistance with e-Lobbyist. See [\*\(vi\) The types and number of requests for assistance related to the lobbying law received by the city clerk\*](#) for further information. Responding to these questions and requests for assistance continues to be an integral part of the Lobbying Bureau's daily functions.

***Amendment of Rules***

In 2022, the Lobbying Bureau worked with the Law Department to amend Chapter 1 of Title 51 of Rules of the City of New York to remove paragraphs 2 and 3 of subdivision (c) of section 1-11 which granted lobbyists and clients an automatic extension when a filing was late due to the client's or the lobbyist's failure to enroll in e-Lobbyist. The extension remained in place until two days after the client or the lobbyist enrolled in e-Lobbyist. The automatic filing extension was unlimited and left room for potential misuse, and accordingly the amended rule removed it.

The amended rule was proposed and published in the City Record on July 15, 2022. The required public hearing was held on August 18, 2022. The Notice of Adoption was published in the City Record on October 6, 2022. Pursuant to the Citywide Administrative Procedure Act, the rule became effective November 6, 2022.

---

<sup>4</sup>As used throughout this report, unless otherwise stated, "filers" refers to lobbyist entities, lobbyist/client entities and clients.



## ***Training***

Pursuant to the Administrative Code, Lobbyists must complete the mandatory training biennially. If a Lobbyist registers thirty or more clients and lists five or more lobbying officers or employees, then two officers or employees, one of whom must have lobbied in the prior year, must complete the training.

In 2022, in connection with the mandatory training program, the Lobbying Bureau conducted 9 trainings with approximately 271 attendees. Three lobbyist training sessions and 6 lobbyist/client filer training sessions were held. Each session included a detailed overview of the requirements of the Lobbying Law and provided in-depth instructions on filing reports in e-Lobbyist. Sessions were held remotely via Zoom and/or Microsoft Teams platforms. Ninety-eight filers opted to fulfill the training program via pre-recorded video. In 2022, the Lobbying Bureau expanded our enforcement efforts to ensure that first time filers were trained within fifteen days of commencing lobbying activities. Filers were emailed a training video and advised of the mandatory training requirement upon their enrollment in the e-Lobbyist system.

Eleven Notices to Cure were served in connection with the failure of Lobbyists to attend mandatory training. Ten of the Lobbyists cured by completing training. One Lobbyist failed to timely cure and enforcement proceedings are pending.

## ***Outreach Efforts***

### ***Notification to Recipients of Discretionary Funds under the City Council Fiscal Year 2023 Adopted Expense Budget - Schedule C***

The Lobbying Bureau sent approximately 1,889 emails to entities that received discretionary funding from the City Council for fiscal year 2023 that were not registered New York City Lobbyists. Enclosed with the email was a summary of the Lobbying Law. The email alerted entities to the Lobbying Law and encouraged them to review their activities and related compensation and expenses to determine whether or not they were required to comply. The Lobbying Bureau received numerous telephone and email inquiries as a result of this outreach effort.

## Comparison of New York City and New York State Lobbying Reports

The Lobbying Bureau continued its efforts to uncover unreported City lobbying in 2022 by comparing 6,777 statements of registration filed with the New York State Commission on Ethics and Lobbying in Government (“CELG”)<sup>5</sup> with statements of registration filed with the Lobbying Bureau as of August 22, 2022.

In total, 55 entities reported lobbying City targets with CELG but did not file a statement of registration with the Lobbying Bureau. As a result, the Lobbying Bureau sent notices to these entities. Forty-eight entities submitted affidavits affirming that they were not required to file statements of registration because: (1) the entity inadvertently listed a New York City target on the CELG statement of registration when no City lobbying took place; or (2) the entity did not exceed the \$5,000 reporting threshold for City lobbying. Three entities filed the required reports and paid late filing penalties. Enforcement proceedings are pending for four entities.

### ***Other Compliance Efforts***

The Lobbying Bureau examines reports filed on e-Lobbyist to determine the accuracy of the information contained in the statements of registration, retainer agreements and periodic reports. In 2022, the Lobbying Bureau reviewed approximately 2,868 retainer agreements filed by lobbyists to ensure that the retainer agreements complied with the Lobbying Law.

### Retainer Issues

All retainer agreements must contain: (1) the compensation payable to the Lobbyist; (2) the client’s name; (3) the terms of any third-party payments for the lobbyist’s services; and (4) the duration of the term of representation, including the specific start date. *See* Chapter 1 of Title 51 of the Rules of the City of New York § 1-08. The Lobbying Bureau identified approximately 121 statements of registration which contained retainer issues including: (1) failure to include a full force and effect letter, (2) failure to upload the original retainer with the amended retainer, and (3) uploading the wrong retainer. Non-compliant Lobbyists were contacted and required to correct the retainer issues within the cure period. Five Notices to Cure were served on 4 Lobbyists. The Lobbyists cured the retainer issues and no civil penalties were imposed.

---

<sup>5</sup>Formerly known as the Joint Commission on Public Ethics.

### Date Issues

In order to resolve date discrepancies, the Lobbying Bureau cross-checked start and end dates listed on the statements of registration with the corresponding retainer agreements contained in e-Lobbyist. The Lobbying Bureau identified approximately 123 statements of registration which contained issues with start and end dates in Lobbyists' filings by comparing the dates on the statements of registration with the dates listed on the related retainer agreements. Lobbyists were instructed to cure by amending either the date on the statement of registration or the date on the corresponding retainer agreement. Five Notices to Cure were served on four Lobbyists. The Lobbyists cured the date issues and no civil penalties were imposed.

### Entity Name Issues

In order to resolve entity name discrepancies, the Lobbying Bureau cross-checked client names listed on the statements of registration and retainer agreements with the client enrollment name. The Lobbying Bureau identified 54 statements of registration which contained entity name issues. Notices to Cure were served on 4 Lobbyists for a total of 5 entity name issues. The Lobbyists were instructed to cure by: (1) filing an amended statement of registration with an amended retainer agreement listing the correct name; or (2) enrolling the new entity and filing reports under the new entity name. The Lobbyists cured the entity name issues and no civil penalties were imposed.

### **(vi) The types and number of requests for assistance related to the lobbying law received by the city clerk.**

In 2022, the Lobbying Bureau recorded its activities and the types and number of requests received.<sup>6</sup> From January 1, 2022 through December 31, 2022, the Lobbying Bureau's time was allocated as follows: compliance 50%, audits 29%, enforcement 10%, e-Lobbyist assistance 6%, outreach/training 4% and investigations 1% (see page [38](#)).<sup>7</sup> In addition, the Lobbying Bureau received approximately 721 telephone calls (see pages [39-41](#)) and 6,758 email requests (see pages

---

<sup>6</sup>All data is compiled from information recorded and reported by Lobbying Bureau staff members and constitute best estimates.

<sup>7</sup>Total may vary due to rounding.

[42-44](#)). The majority of telephone calls consisted of compliance inquiries. The majority of emails involved filers requesting technical assistance in completing an e-Lobbyist enrollment.

**(vii) The number of lobbyists filing statements of registration pursuant to § 3-213 of the Administrative Code for the first time.**

In 2022, 82 Lobbyists filed statements of registration for the first time. This is a 91% increase from the previous year. Forty-two of these entities are lobbyists and 40 entities are lobbyist/client filers. The 40 lobbyist/client filers' industry categories were reported as follows: 8 public, community interest and not-for-profit organization; 5 transportation; 5 banking and financial services; 3 education; 4 health and mental hygiene; 3 technology, telecommunications and other media; 3 real estate, construction, engineering & developer; 3 environment and natural resources; 3 entertainment and sports; 2 labor; and 1 trade association.

**(viii) The subject matter of lobbying activity most frequently reported by lobbyists and lobbyist/client filers.**

See [Analysis of Lobbying Data](#) and charts on pages [34-35](#).

**(ix) The lobbying targets most frequently reported by lobbyists and lobbyist/client filers.**

See [Analysis of Lobbying Data](#) and chart on page [36](#).

**(x) The lobbyists and lobbyist/client filers that reported the highest compensation.**

See [Analysis of Lobbying Data](#) and charts on pages [12-18](#) and [22-25](#).

(xi) **Other information and analysis.**

***Number of Reporting Lobbyists and Clients***

For calendar year 2022, approximately 610 Lobbyists filed statements of registration on behalf of 2,265 clients<sup>8</sup>. Such Lobbyists paid approximately \$200,850 in registration fees.

***Outlook For 2023***

In 2023, the Lobbying Bureau will remain focused on compliance and enforcement of the Lobbying Law. The Lobbying Bureau will continue to: (1) fulfill its statutory mandates; (2) confirm the veracity of reports filed by Lobbyists and clients; (3) check information contained in the reports to verify the accuracy of the filings and resolve any discrepancies; (4) respond to requests for guidance and interpretations of the Lobbying Law; (5) conduct random audits; and (6) investigate unreported lobbying. The Lobbying Bureau intends to focus additional efforts on enforcing late amendments and drafting advisory opinions on emerging areas of the law.

In the upcoming year, the Lobbying Bureau expects to collaborate with the NYC Office of Technology and Innovation (“OTI”)<sup>9</sup>, and other city agencies, to develop and work towards implementing a new e-Lobbyist system.

The Lobbying Bureau, in conjunction with OTI, will continue to make information available via [NYC Lobbyist Search](#), the public database of filings. The enhanced lobbyist search has enabled the Lobbying Bureau to further its mission of increasing transparency in government and allowed requests for information to be fulfilled more efficiently.

***Analysis of Lobbying Data***<sup>10</sup>

Each year the Lobbying Bureau analyzes the available data and reports on various macro and micro trends in City lobbying. In addition, the Lobbying Bureau receives many requests for information about City lobbying activity from the media and government watchdog organizations. In order to facilitate the transparency goals of the Lobbying Law, and in response to requests for

---

<sup>8</sup>Clients that hired multiple lobbyists were included only once in this total number.

<sup>9</sup>Formerly known as the Department of Information Technology and Telecommunications.

<sup>10</sup>Please note, all data contained in the following charts and graphs is self-reported. All data is subject to change since filers can amend filings at any time.

information, lobbying data comparisons and analyses are included in the subsequent pages of this report. The data includes: top ten list of lobbyists based on compensation (see pages [12-18](#)); top lobbyists ranked by number of clients (see pages [19-21](#)); and top lobbyists ranked by number of employees (see page [30](#)).

The analyses of lobbyist/client filers includes top ten lobbyist/client filers ranked by compensation (see pages [22-25](#)) and top lobbyist/client filers ranked by number of employees (see page [31](#)). The analyses also contain information regarding clients including: top clients ranked by total compensation paid to all retained lobbying firms (see pages [26-27](#)); top clients ranked by number of lobbying firms retained (see page [28](#)); the top ten lobbying contracts (see page [29](#)); and a breakdown of registered clients' industries (see pages [32-33](#)). Also included are the top activities by subject category (see pages [34-35](#)), top targets (see page [36](#)) and an analysis of the data reported in the fundraising reports (see page [37](#)).

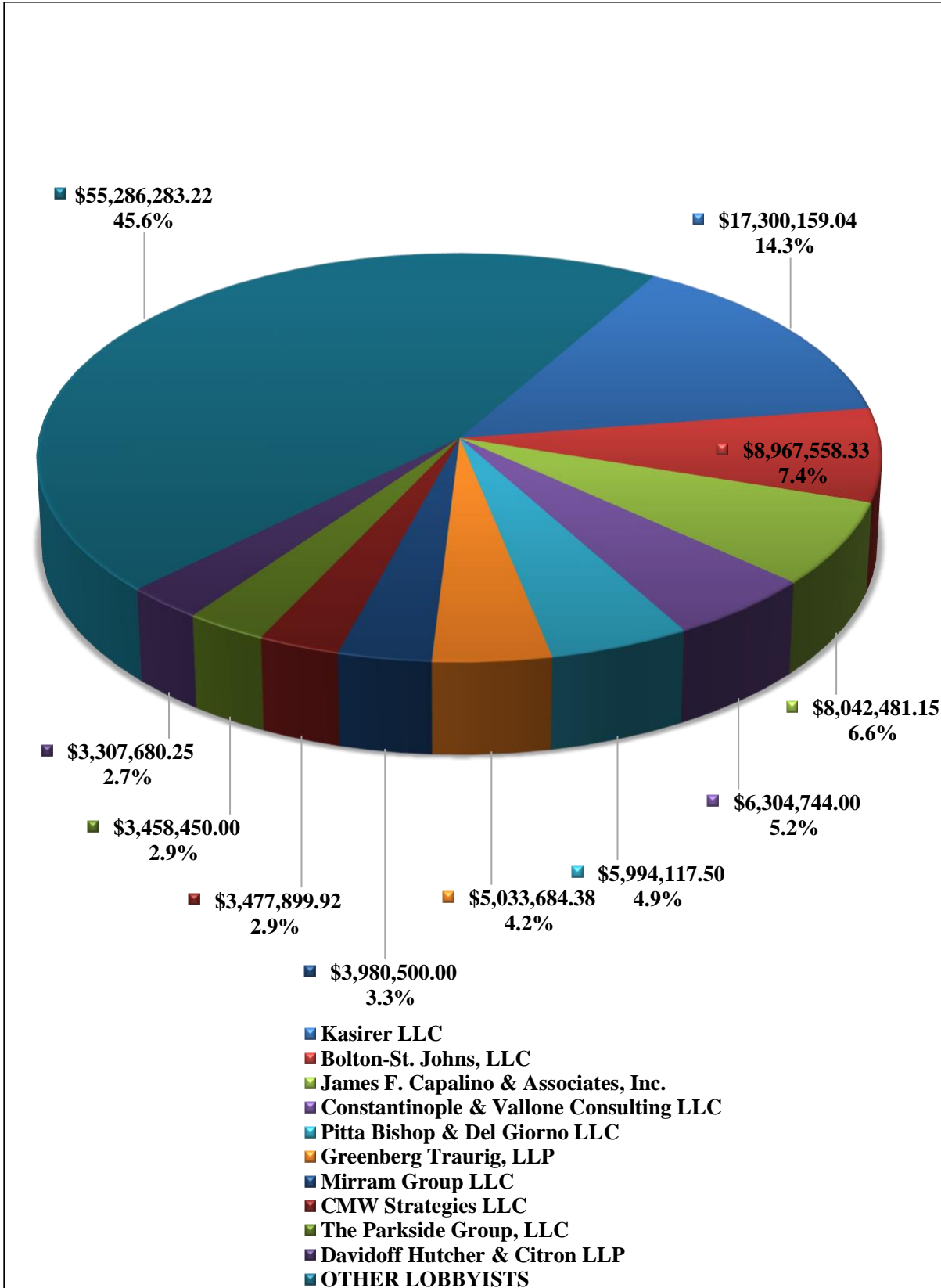
**TOP TEN LOBBYISTS OF 2022 BY COMPENSATION<sup>11</sup>**

<b><u>Lobbyist</u></b>	<b><u>Total Compensation Reported</u></b>
Kasirer LLC	\$17,300,159.04
Bolton-St. Johns, LLC	\$8,967,558.33
James F. Capalino & Associates, Inc.	\$8,042,481.15
Constantinople & Vallone Consulting LLC	\$6,304,744.00
Pitta Bishop & Del Giorno LLC	\$5,994,117.50
Greenberg Traurig, LLP	\$5,033,684.38
Mirram Group LLC	\$3,980,500.00
CMW Strategies LLC	\$3,477,899.92
The Parkside Group, LLC	\$3,458,450.00
Davidoff Hutcher & Citron LLP	<u>\$3,307,680.25</u>
<b>SUB-TOTAL</b>	\$65,867,274.57
<b>OTHER LOBBYISTS</b>	<u>\$55,286,283.22</u>
<b>TOTAL COMPENSATION</b>	<b><u>\$121,153,557.79</u></b>

---

<sup>11</sup>Data is based on the cumulative compensation reported by the lobbyist in its 2022 periodic reports (period one through six) and is subject to change.

**TOP TEN LOBBYISTS OF 2022 BY COMPENSATION**





**TOP TEN LOBBYISTS OF 2021 BY COMPENSATION<sup>12</sup>**

<b><u>Lobbyist</u></b>	<b><u>Total Compensation Reported</u></b>
Kasirer LLC	\$15,461,493.04
James F. Capalino & Associates, Inc.	\$7,989,263.00
Bolton-St. Johns, LLC	\$7,209,289.96
Constantinople & Vallone Consulting LLC	\$6,083,005.00
Pitta Bishop & Del Giorno LLC	\$4,974,397.28
Fried, Frank, Harris, Shriver & Jacobson LLP	\$4,817,863.00
Greenberg Traurig, LLP	\$4,156,938.26
Davidoff Hutcher & Citron LLP	\$3,059,504.00
Mirram Group LLC	\$3,025,000.00
CMW Strategies LLC	<u>\$2,963,399.92</u>
<b>SUB-TOTAL</b>	\$59,740,153.46
<b>OTHER LOBBYISTS</b>	<u>\$44,472,866.63</u>
<b>TOTAL COMPENSATION</b>	<b><u>\$104,213,020.09</u></b>

---

<sup>12</sup>Data is based on the cumulative compensation reported by the lobbyist in its periodic reports as reported in the Lobbying Bureau Annual Report dated March 1, 2022.

**TOP TEN LOBBYISTS OF 2020 BY COMPENSATION**<sup>13</sup>

<b><u>Lobbyist</u></b>	<b><u>Total Compensation Reported</u></b>
Kasirer LLC	\$14,164,808.63
James F. Capalino & Associates, Inc.	\$9,901,095.12
Bolton-St. Johns, LLC	\$6,752,194.04
Constantinople & Vallone Consulting LLC	\$5,669,402.00
Pitta Bishop & Del Giorno LLC	\$4,826,526.51
Greenberg Traurig, LLP	\$4,571,504.20
Davidoff Hutcher & Citron LLP	\$3,240,421.00
Fried, Frank, Harris, Shriver & Jacobson LLP	\$3,198,924.84
Geto & de Milly Inc.	\$3,120,500.00
CMW Strategies LLC	<u>\$3,104,899.92</u>
<b>SUB-TOTAL</b>	\$58,550,276.26
<b>OTHER LOBBYISTS</b>	<u>\$47,791,231.02</u>
<b>TOTAL COMPENSATION</b>	<b><u>\$106,341,507.28</u></b>

---

<sup>13</sup>Data is based on the cumulative compensation reported by the lobbyist in its periodic reports as reported in the Lobbying Bureau Annual Report dated March 1, 2021.

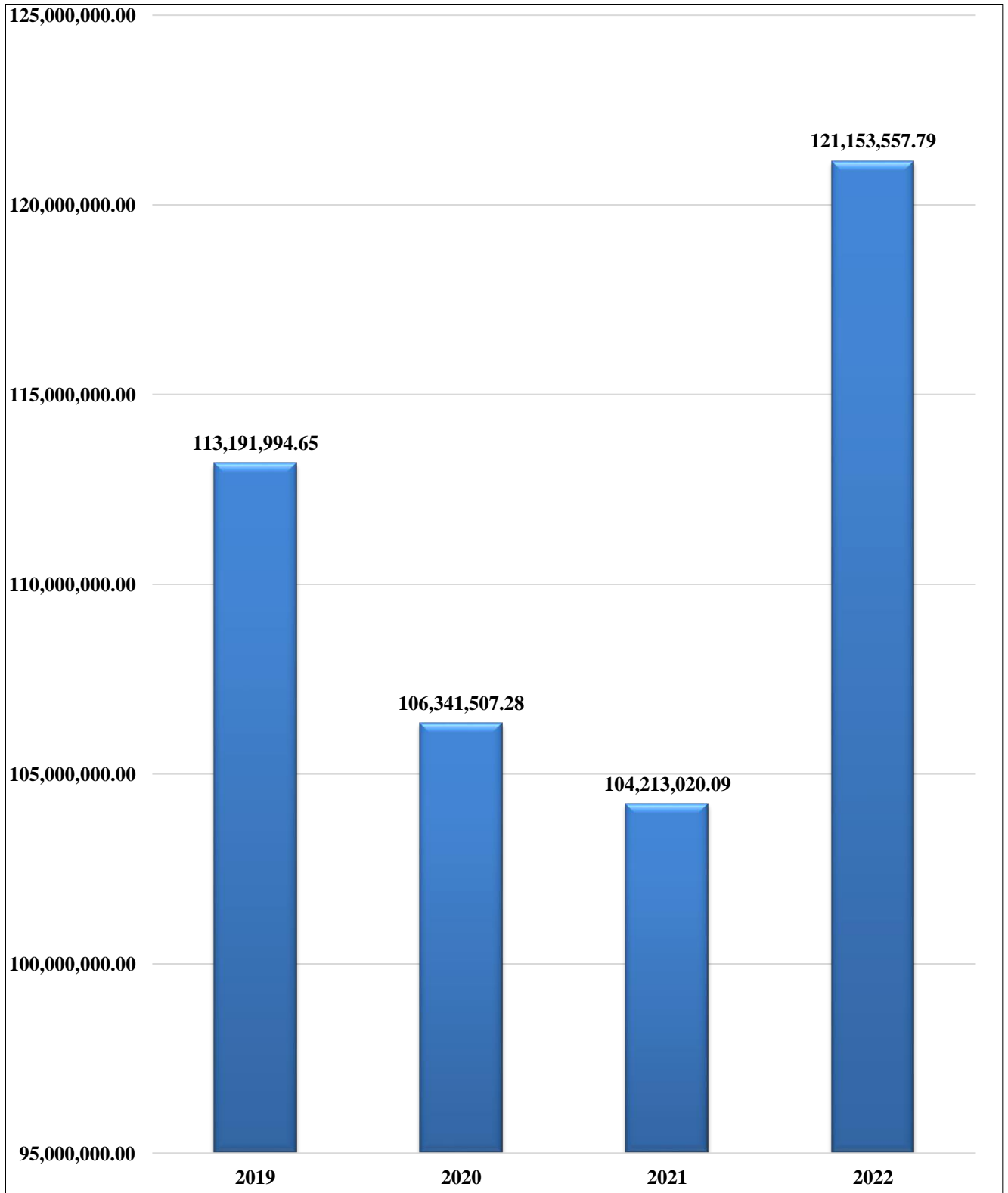
**TOP TEN LOBBYISTS OF 2019 BY COMPENSATION<sup>14</sup>**

<b><u>Lobbyist</u></b>	<b><u>Total Compensation Reported</u></b>
Kasirer LLC	\$14,322,411.60
James F. Capalino & Associates, Inc.	\$11,945,845.46
Bolton-St. Johns, LLC	\$5,594,309.26
Constantinople & Vallone Consulting LLC	\$5,062,242.00
Pitta Bishop & Del Giorno LLC	\$4,372,511.99
Davidoff Hutcher & Citron LLP	\$4,013,902.37
Greenberg Traurig, LLP	\$3,840,723.33
Geto & de Milly Inc.	\$3,371,050.00
Connelly McLaughlin & Woloz	\$3,143,199.92
Mirram Group LLC	<u>\$3,031,919.35</u>
<b>SUB-TOTAL</b>	\$58,698,115.28
<b>OTHER LOBBYISTS</b>	<u>\$54,493,879.37</u>
<b>TOTAL COMPENSATION</b>	<b><u>\$113,191,994.65</u></b>

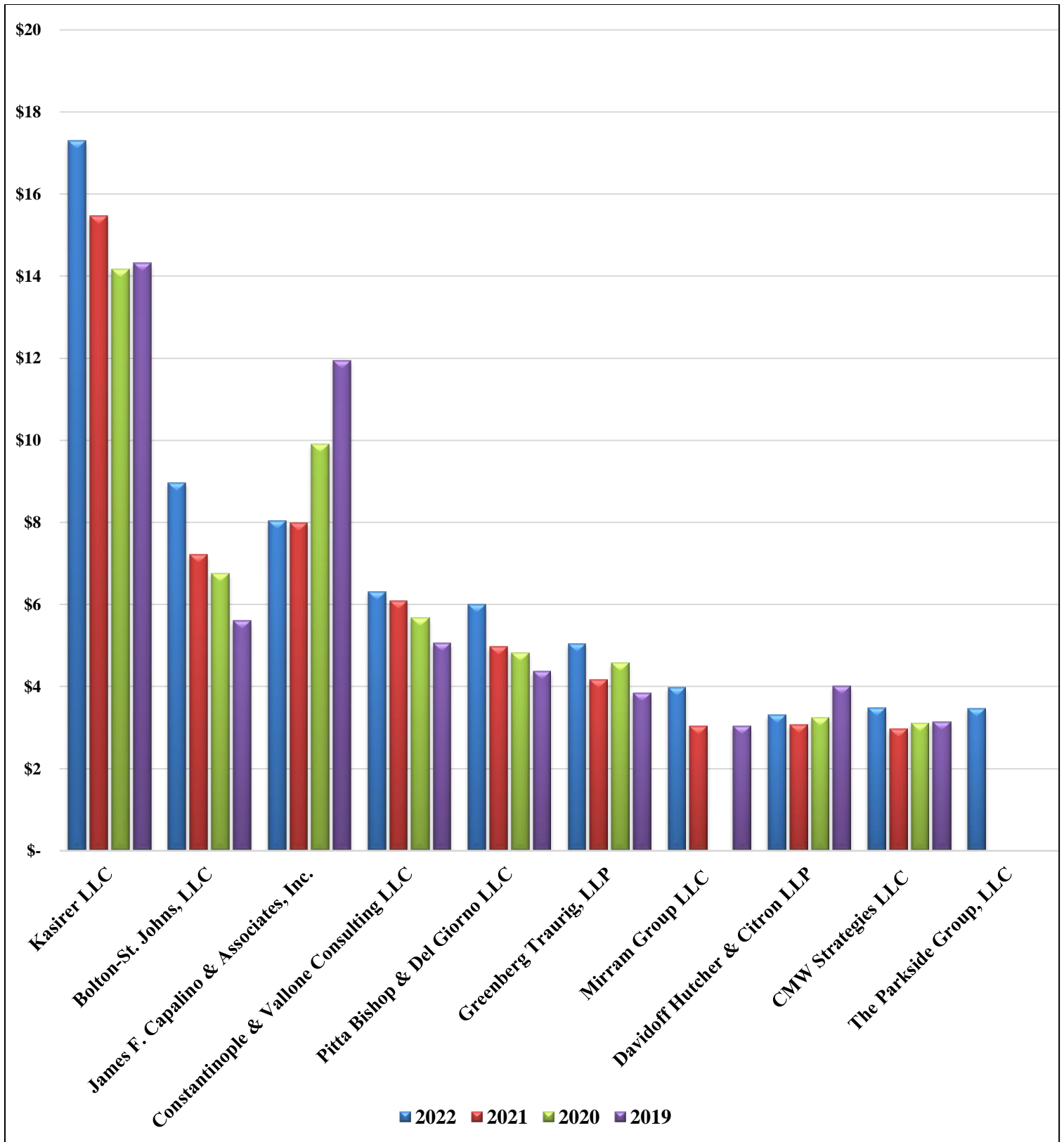
---

<sup>14</sup>Data is based on the cumulative compensation reported by the lobbyist in its periodic reports as reported in the Lobbying Bureau Annual Report dated March 1, 2020.

**COMPARISON OF COMPENSATION OF LOBBYISTS FROM 2019-2022**



**COMPARISON OF COMPENSATION OF TOP LOBBYISTS FROM 2019-2022\***



\*Total may vary due to rounding. All compensation is as reported in previous annual reports. If a year is missing, the lobbying firm was not listed as a top ten lobbyist for that year.

**TOP TEN LOBBYISTS OF 2022 BY NUMBER OF CLIENTS<sup>15</sup> REGISTERED<sup>16</sup>**

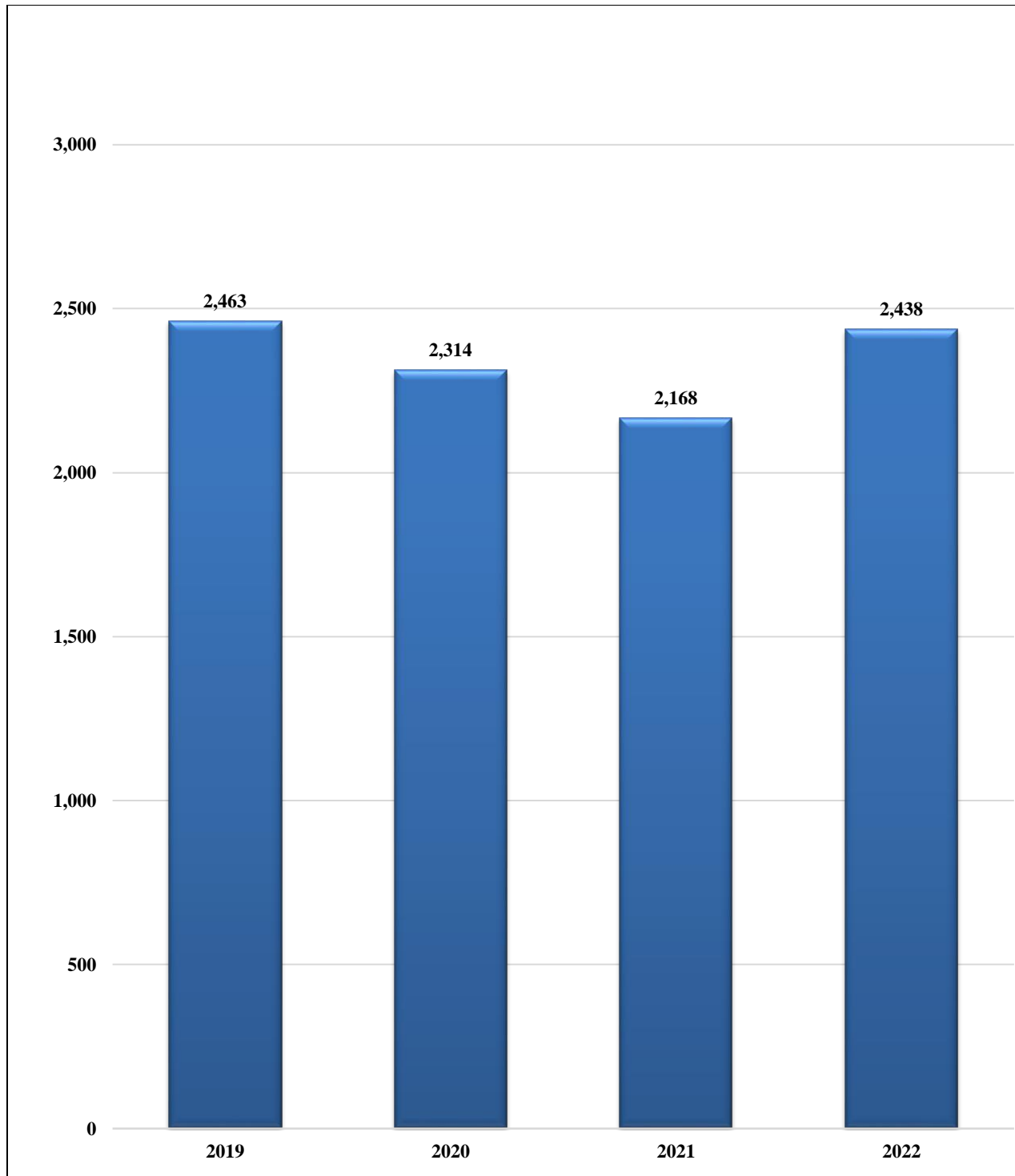
<b><u>Lobbyist</u></b>	<b><u>Number of Clients Registered</u></b>
Kasirer LLC	233
Bolton-St. Johns, LLC	167
James F. Capalino & Associates, Inc.	165
Pitta Bishop & Del Giorno LLC	122
Constantinople & Vallone Consulting LLC	110
Greenberg Traurig, LLP	104
CMW Strategies LLC	71
Davidoff Hutcher & Citron LLP	69
Eric Palatnik, P.C.	63
The Parkside Group, LLC	62

---

<sup>15</sup>“Clients” includes clients and lobbyist/client filers that reported retaining an outside lobbying entity in 2022.

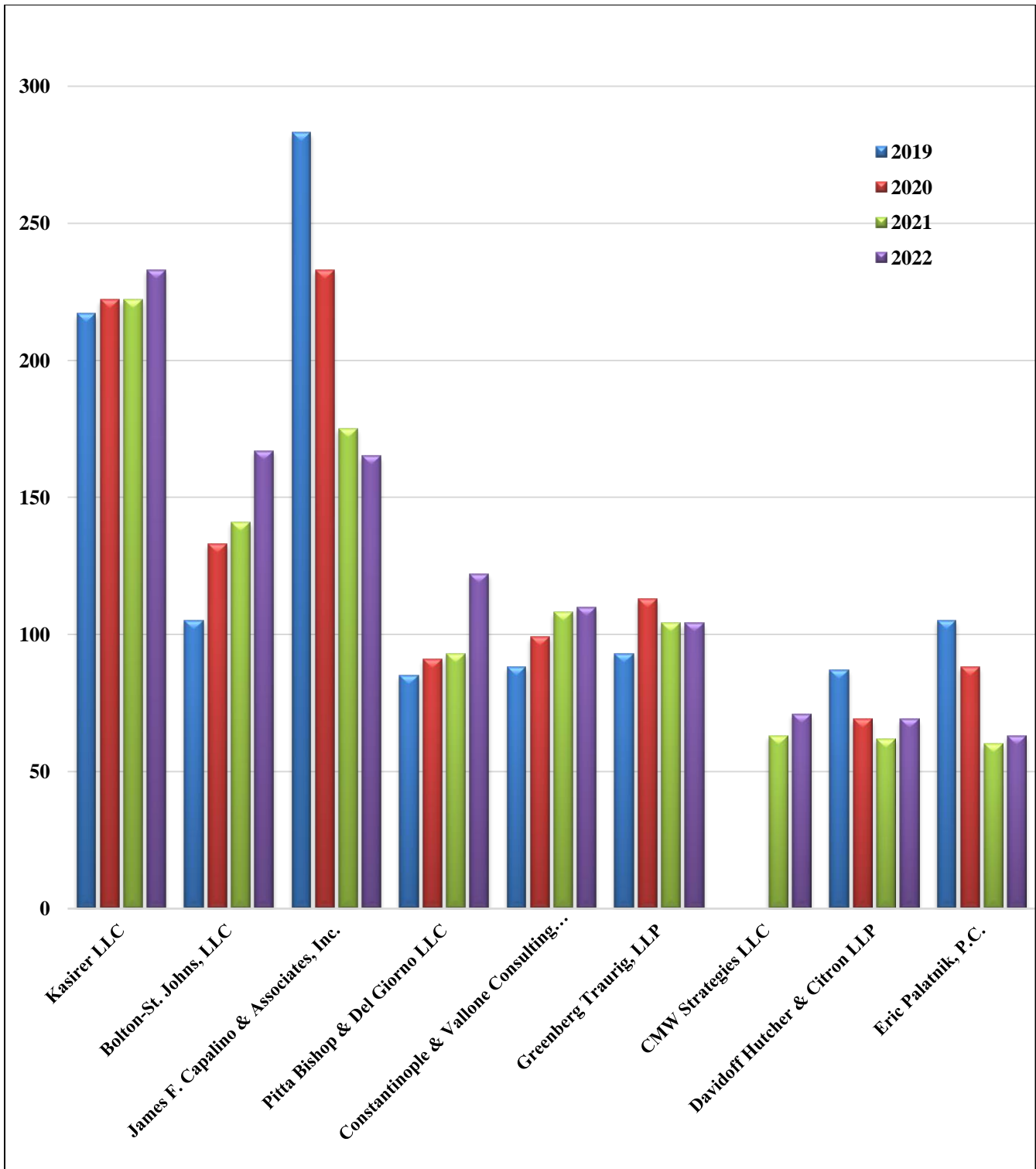
<sup>16</sup>Data is based on statements of registration filed by lobbyists. For previous years, the data is based on the number of clients published in the respective year’s Lobbying Bureau Annual Report.

**COMPARISON OF TOTAL CLIENT CONTRACTS FROM 2019-2022\***



\*"Clients" includes clients and lobbyist/client filers that reported retaining an outside lobbying entity in 2022. Data is based on statements of registration filed by lobbyists. For previous years, the data is based on the number of clients published in the respective year's Lobbying Bureau Annual Report.

**COMPARISON OF TOTAL CLIENTS OF TOP LOBBYISTS FROM 2019-2022\***



\*This chart includes a comparison of top lobbyists that have appeared in the Lobbying Bureau Annual Report for previous years.



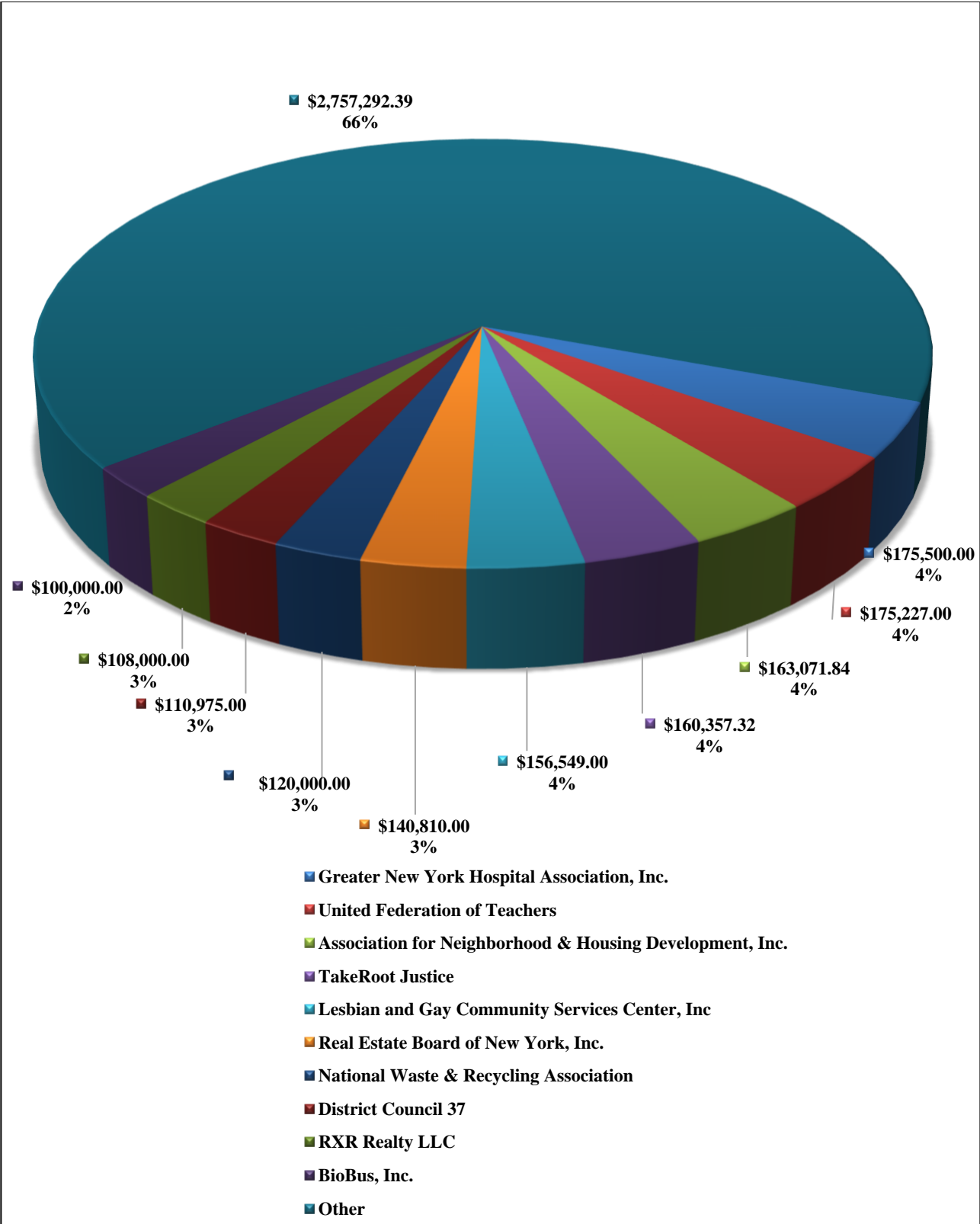
**TOP TEN LOBBYIST/CLIENT FILERS OF 2022 BY COMPENSATION<sup>17</sup>**

<b><u>Lobbyist/Client</u></b>	<b><u>Total Compensation Reported</u></b>
Greater New York Hospital Association, Inc.	\$175,500.00
United Federation of Teachers	\$175,227.00
Association for Neighborhood & Housing Development, Inc.	\$163,071.84
TakeRoot Justice	\$160,357.32
Lesbian and Gay Community Services Center, Inc	\$156,549.00
Real Estate Board of New York, Inc.	\$140,810.00
National Waste & Recycling Association	\$120,000.00
District Council 37	\$110,975.00
RXR Realty LLC	\$108,000.00
BioBus, Inc.	<u>\$100,000.00</u>
<b>SUB-TOTAL</b>	\$1,410,490.16
<b>OTHER LOBBYIST/CLIENTS</b>	<u>\$2,757,292.39</u>
<b>TOTAL COMPENSATION</b>	<b><u>\$4,167,782.55</u></b>

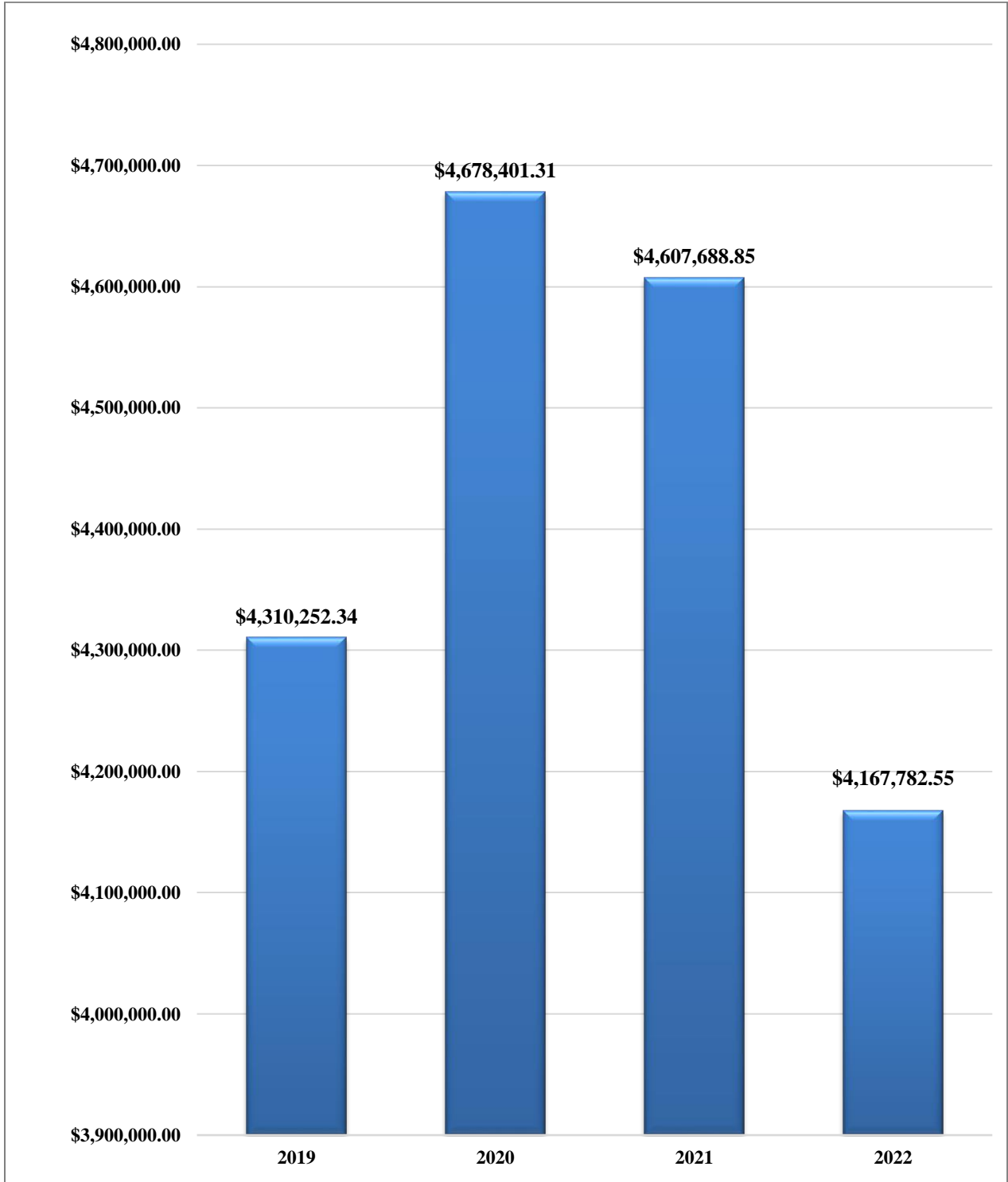
---

<sup>17</sup>Data is based on cumulative compensation reported in periodic reports filed by lobbyist/client filers.

**TOP TEN LOBBYIST/CLIENT FILERS OF 2022 BY COMPENSATION**

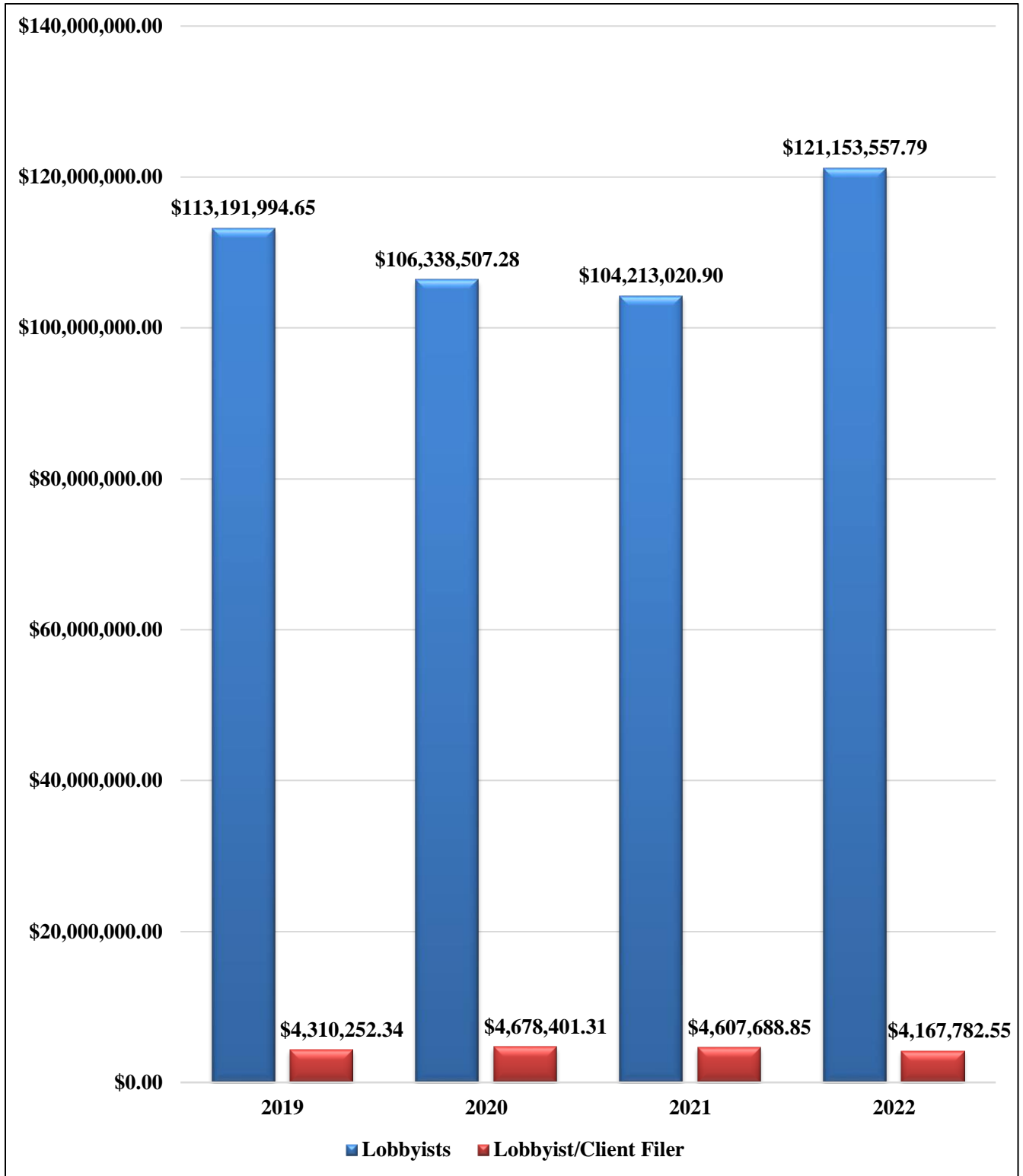


**COMPARISON OF LOBBYIST/CLIENT FILERS' COMPENSATION**  
**FROM 2019-2022\***



\*Data is based on the cumulative compensation reported by lobbyist/client filers in its periodic reports in 2022 and as reported in the Lobbying Bureau Annual Report for the respective previous years.

**COMPARISON OF LOBBYISTS' AND LOBBYIST/CLIENT FILERS'**  
**COMPENSATION FROM 2019-2022\***



\*Data is based on the cumulative compensation reported by lobbyists and lobbyist/client filers in its periodic reports in 2022 and as reported in the Lobbying Bureau Annual Report for the respective previous years.

**TOP TEN CLIENTS<sup>18</sup> OF 2022 BY COMPENSATION TO  
ALL RETAINED LOBBYING FIRMS<sup>19</sup>**

<b><u>Client</u></b>	<b><u>Lobbyist</u></b>	<b><u>Compensation</u></b>
Homeowners for an Affordable NY	Fontas Advisors NY LLC	\$1,399,998.00 <b><u>\$1,399,998.00</u></b>
NYS Trial Lawyers Association, Inc.	Patrick B. Jenkins & Associates	\$480,000.00
	Beaudoin & Company, LLC	\$262,841.00 <b><u>\$742,841.00</u></b>
Vornado Realty L.P.	Fried, Frank, Harris, Shriver & Jacobson LLP	\$326,162.00
	Kasirer LLC	\$240,000.00
	Kramer Levin Naftalis & Frankel LLP	\$80,739.50
	Cojo Strategies LLC	\$80,000.00
	NAS 15 CPW LLC	\$3,340.00 <b><u>\$730,241.50</u></b>
Charter Comm. Operating, LLC	Kasirer LLC	\$150,000.00
	Mercury Public Affairs, LLC	\$150,000.00
	Miram Group LLC	\$150,000.00
	Actum CA Opco, LLC	\$120,000.00 <b><u>\$570,000.00</u></b>
Northwell Health, Inc.	Kasirer LLC	\$240,000.00
	Fried, Frank, Harris, Shriver & Jacobson LLP	\$171,633.15
	Blue Sky Real Estate Services LLC	\$60,000.00
	Cojo Strategies LLC	\$60,000.00
	JMG Strategies Inc.	\$15,000.00
	The Ickes and Enright Group, Inc.	\$1,500.00
	Ennead Architects LLP	\$0.00 <b><u>\$548,133.15</u></b>
The Civil Rights Foundation Inc	Davidoff Hutcher & Citron LLP	\$519,579.00 <b><u>\$519,579.00</u></b>

<sup>18</sup>The compensation reported does not include compensation reported as a lobbyist/client filer. It only includes compensation reported paid to outside lobbying firms.

<sup>19</sup>Data is based on the cumulative compensation reported by the lobbyist in its 2022 periodic reports.

RAI Services Company	Bolton-St. Johns, LLC	\$287,000.00
	JEM Associates NY, LLC	\$120,000.00
	Larson Shannahan Slifka Group	\$5,760.00
	M3L Global Strategies Group LLC	\$960.00
	McKinley Strategies, LLC	\$22,000.00
	Multicultural HealthCare Marketing Group	\$5,400.00
		<b><u>\$441,120.00</u></b>
New Green Willets, LLC	Moonshot Strategies LLC	\$148,000.00
	Hollis Public Affairs, Inc.	\$120,000.00
	Fried, Frank, Harris, Shriver & Jacobson LLP	\$81,165.00
	Lemma Strategies Inc.	\$40,000.00
	RXR Development Services LLC	\$30,000.00
	Mirram Group LLC	\$17,500.00
	Pryor Cashman LLP	\$0.00
	<b><u>\$436,665.00</u></b>	
DoorDash, Inc.	Bolton-St. Johns, LLC	\$300,000.00
	Mirram Group LLC	\$80,000.00
	Statewide Public Affairs, Inc.	\$36,000.00
	<b><u>\$416,000.00</u></b>	
Eisenbeiss Realty, LLC	Greenberg Traurig, LLP	\$407,004.10
		<b><u>\$407,004.10</u></b>

## TOP CLIENTS OF 2022 BY RETAINED LOBBYING FIRMS<sup>20</sup>

<u>Client</u>	<u>Number of Firms Retained</u>
Northwell Health, Inc.	7
New Green Willets, LLC	7
RAI Services Company	6
Vornado Realty L.P.	5
Hotel and Gaming Trades Council, AFL-CIO	5
Fund for the City of New York, Inc.	5
Arker Diversified Companies	5
Uber Technologies, Inc.	4
Tishman Speyer Properties, L.P.	4
SL Green Realty Corp. with SL Green Management LLC as an affiliate payor	4
Success Academy Charter Schools, Inc.	4
New York Shakespeare Festival	4
Lyft, Inc.	4
Grubhub Holdings Inc.	4
Hotel, Gaming, Restaurant & Club Employees and Bartenders Union Local 6	4
Gowanus 300 Nevins Street LLC	4
Gowanus Douglass Street LLC	4
East Broadway Mall Inc.	4
Design Center Inc.	4
Central Park Conservancy, Inc.	4
Charter Communications Operating, LLC	4
BRIC Arts Media Bklyn, Inc.	4
AIRBNB, Inc.	4

---

<sup>20</sup>Data is based on statements of registration filed by lobbyists and only includes lobbyist/client filers who have retained an outside lobbyist.

**TOP TEN LOBBYING CONTRACTS IN 2022**  
**(COMPENSATION PAID<sup>21</sup> TO ONE LOBBYING FIRM)<sup>22</sup>**

<b><u>Client</u></b>	<b><u>Lobbyist</u></b>	<b><u>Compensation</u></b>
Homeowners for an Affordable NY	Fontas Advisors NY LLC	\$1,399,998.00
The Civil Rights Foundation Inc	Davidoff Hutcher & Citron LLP	\$519,579.00
NYS Trial Lawyers Association, Inc.	Patrick B. Jenkins & Associates	\$480,000.00
Eisenbeiss Realty, LLC	Greenberg Traurig, LLP	\$407,004.10
Seminole Hard Rock	Actum CA Opco, LLC	\$405,000.00
Vornado Realty L.P.	Fried, Frank, Harris, Shriver & Jacobson LLP	\$326,162.00
DoorDash, Inc.	Bolton-St. Johns, LLC	\$300,000.00
RAI Services Company	Bolton-St. Johns, LLC	\$287,000.00
Phelps Dodge Refining Corp	Bolton-St. Johns, LLC	\$268,000.00
Astoria Owners LLC	Herrick, Feinstein LLP	\$267,221.00

---

<sup>21</sup>The compensation reported does not include compensation reported as a lobbyist/client filer. It only includes compensation paid to outside lobbying firms.

<sup>22</sup>Data is based on the cumulative compensation reported by the lobbyist in its 2022 periodic reports.



**TOP LOBBYISTS OF 2022 BY NUMBER OF EMPLOYEES<sup>23</sup>**

<b><u>Lobbyist</u></b>	<b><u>Number of Employees</u></b>
Tusk Strategies LLC	43
Bolton-St. Johns, LLC	41
Kasirer LLC	40
James F. Capalino & Associates, Inc.	26
Greenberg Traurig, LLP	21
Davidoff Hutcher & Citron LLP	19
Pitta Bishop & Del Giorno LLC	19
Akerman LLP	18
Constantinople & Vallone Consulting LLC	16
Fried, Frank, Harris, Shriver & Jacobson LLP	15

---

<sup>23</sup>Data is based on employees listed on the statements of registration filed by lobbyists.

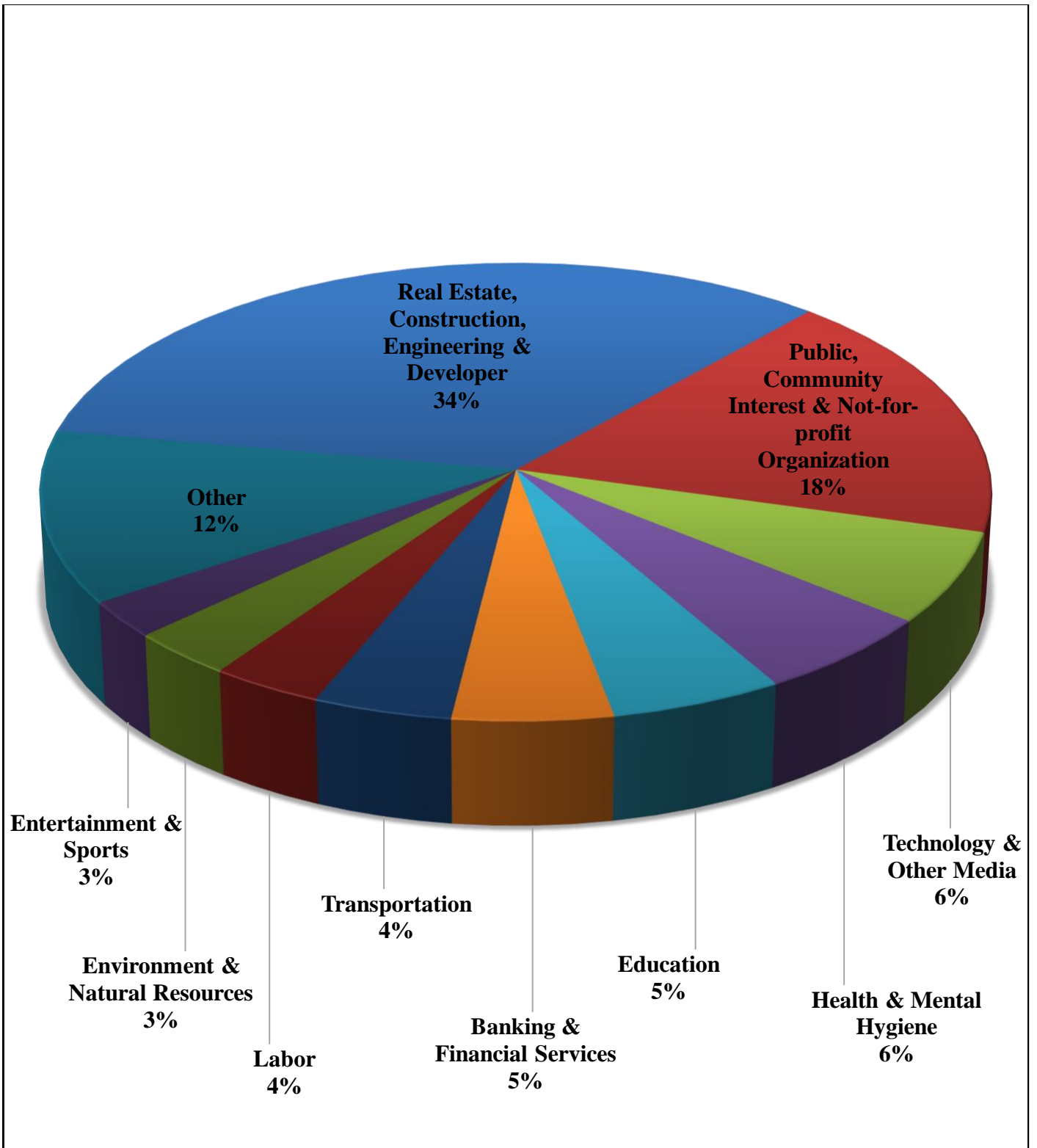
**TOP LOBBYIST/CLIENT FILERS OF 2022 BY NUMBER OF EMPLOYEES<sup>24</sup>**

<b><u>Lobbyist</u></b>	<b><u>Number of Employees</u></b>
Make the Road New York	92
Consolidated Edison, Inc.	84
Legal Services NYC	61
The Legal Aid Society	55
Justice Innovation Inc.	45
Community Service Society of New York	37
TakeRoot Justice	33
Catholic Charities Community Services, Archdiocese of New York	31
The Children's Aid Society	28
United Federation of Teachers	27

---

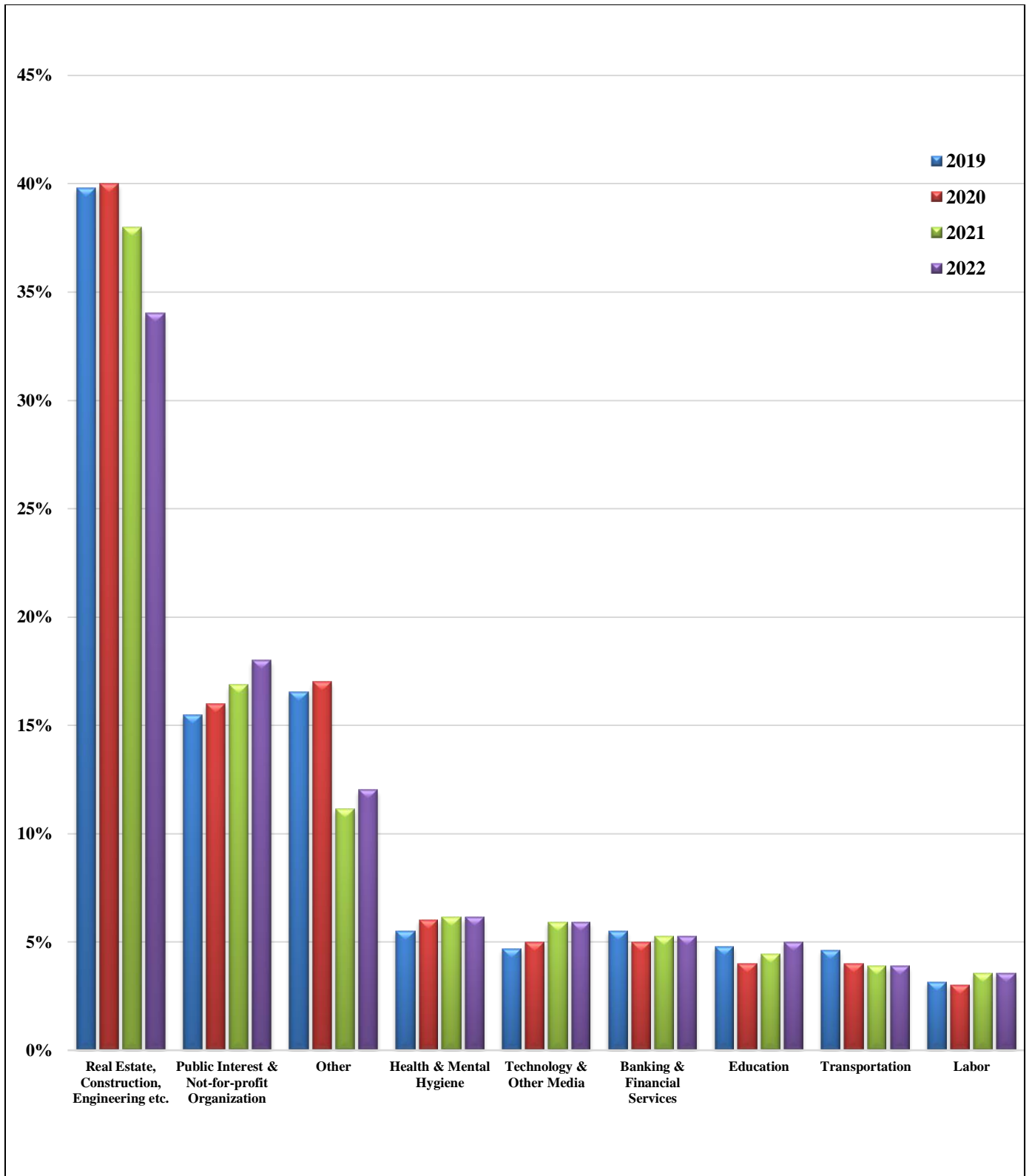
<sup>24</sup>Data is based on employees listed on the statements of registration filed by lobbyist/client filers.

**DISTRIBUTION OF CLIENTS' INDUSTRIES IN 2022**



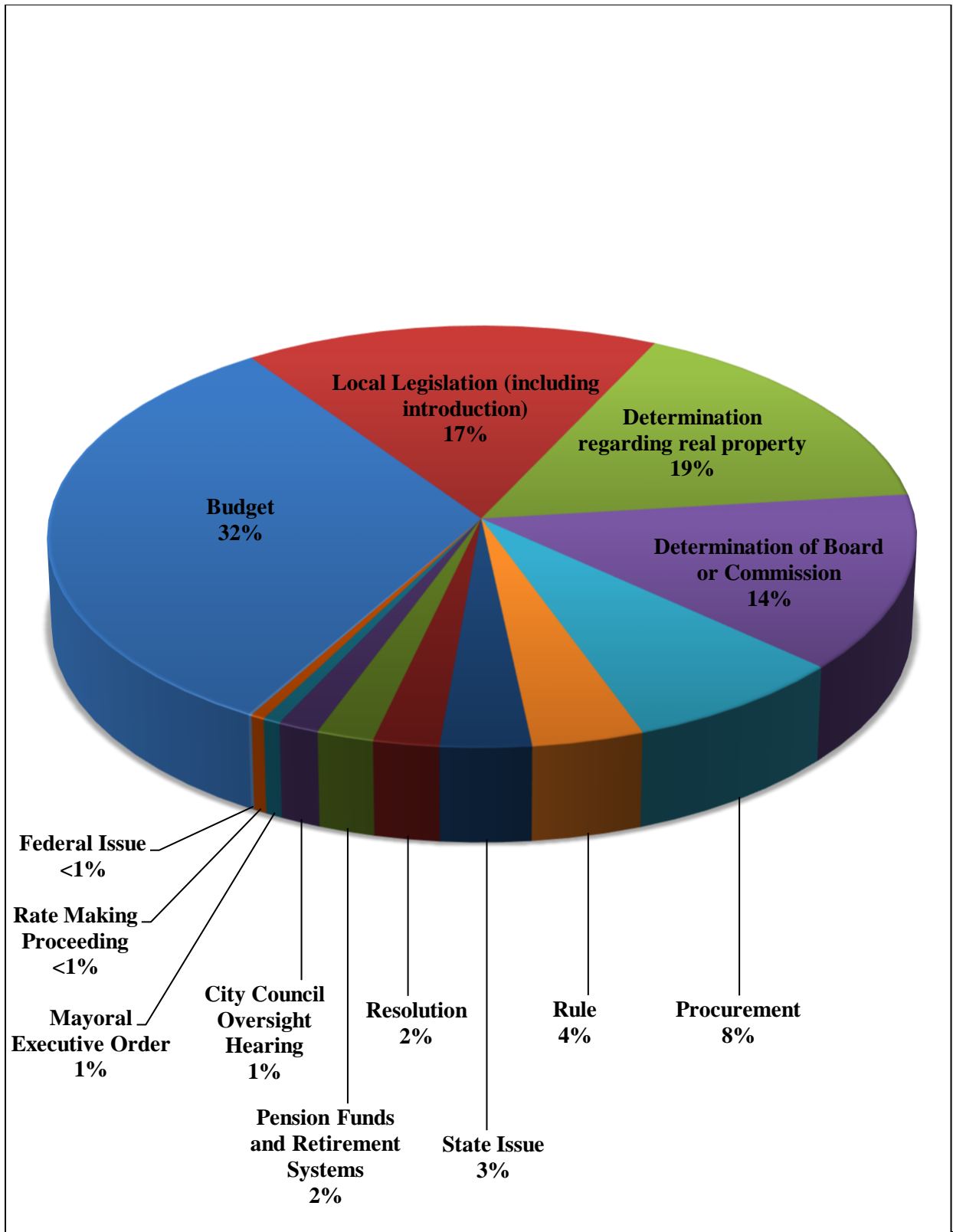
\*Data is based on the client industry the lobbyist reported on the statement of registration. Variance due to rounding.

**COMPARISON OF CLIENTS' INDUSTRIES FROM 2019-2022\***



\*This chart includes a comparison of client industries that were reported in the Lobbying Bureau Annual Reports in 2019 – 2022.

**DISTRIBUTION OF SUBJECT CATEGORIES OF 2022\***

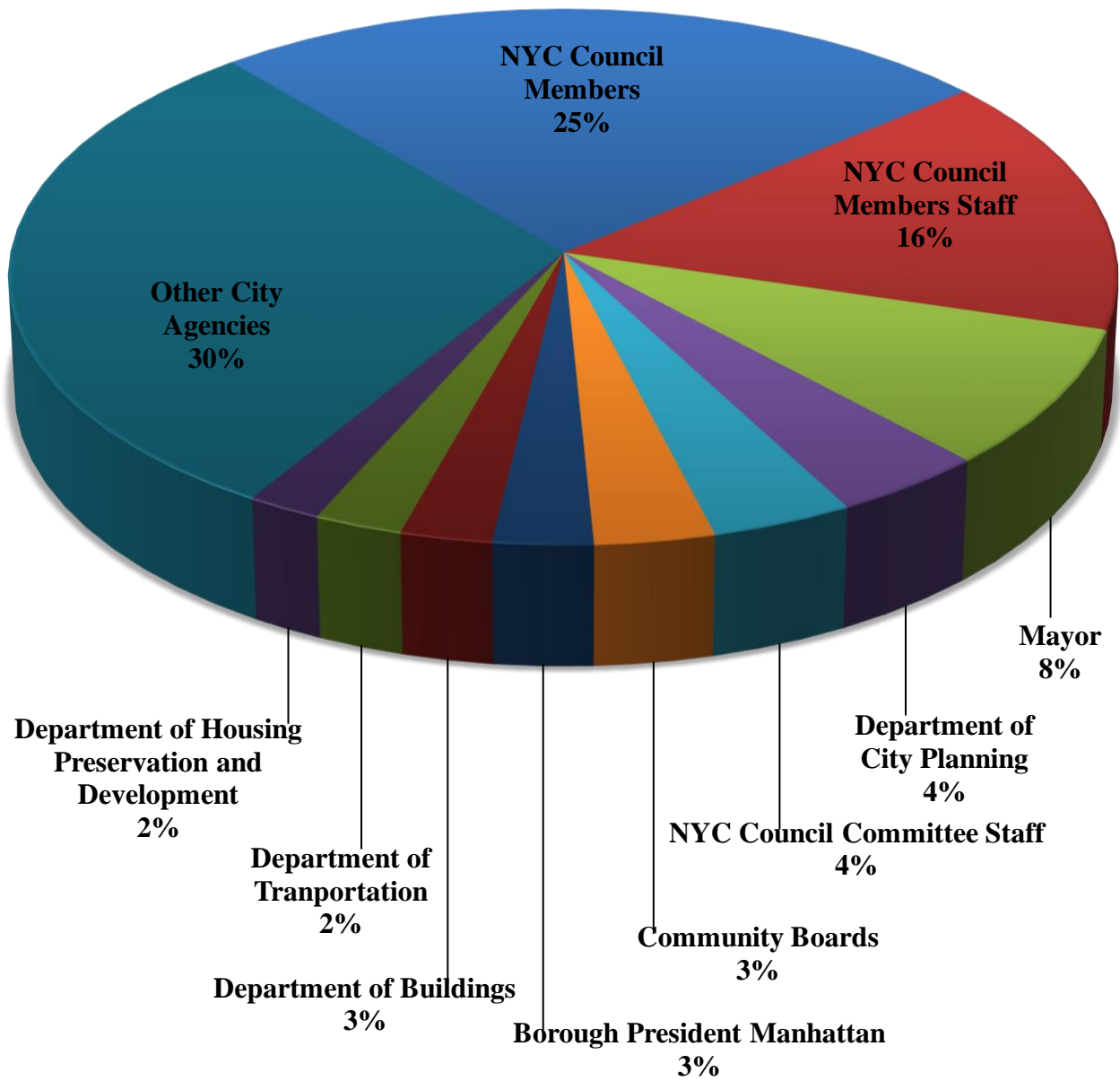


\*Data is based on the subject category reported on periodic reports filed by Lobbyists. Variance due to rounding.

**DISTRIBUTION OF SUBJECT CATEGORIES OF 2022**

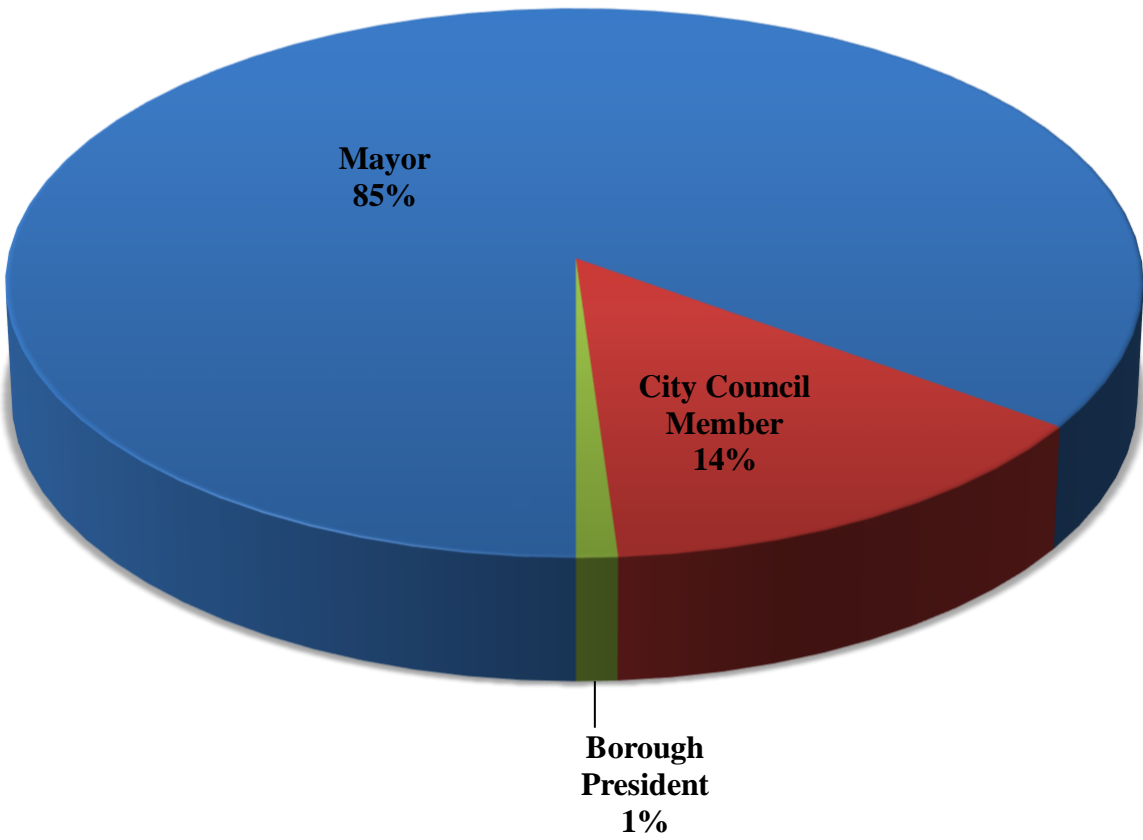
<b><u>Subject</u></b>	<b><u>Percentage</u></b>
Budget	32%
Local Legislation (including introduction)	17%
Determination regarding real property	16%
Determination of Board or Commission	14%
Procurement	8%
Rule	4%
State Issue	3%
Resolution	2%
Pension Funds and Retirement Systems	2%
City Council Oversight Hearing	1%
Mayoral Executive Order	1%
Rate Making Proceeding	Less than 1%
Federal Issue	Less than 1%

**TOP TARGETS OF 2022\***



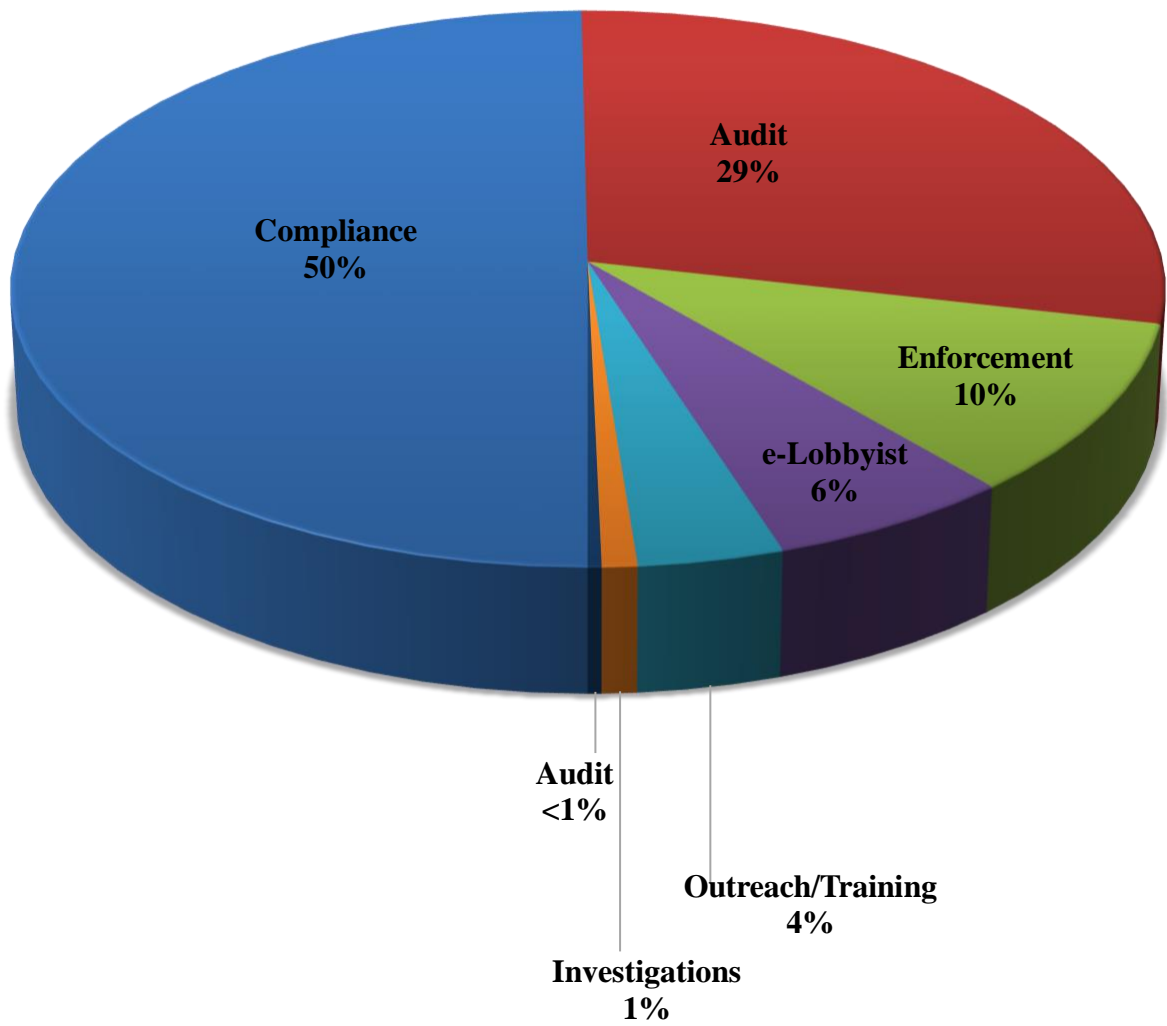
\*Data is based on target agencies reported on all periodic reports filed by Lobbyists. Variance due to rounding.

**ANALYSIS OF FUNDRAISING REPORTS 2022**

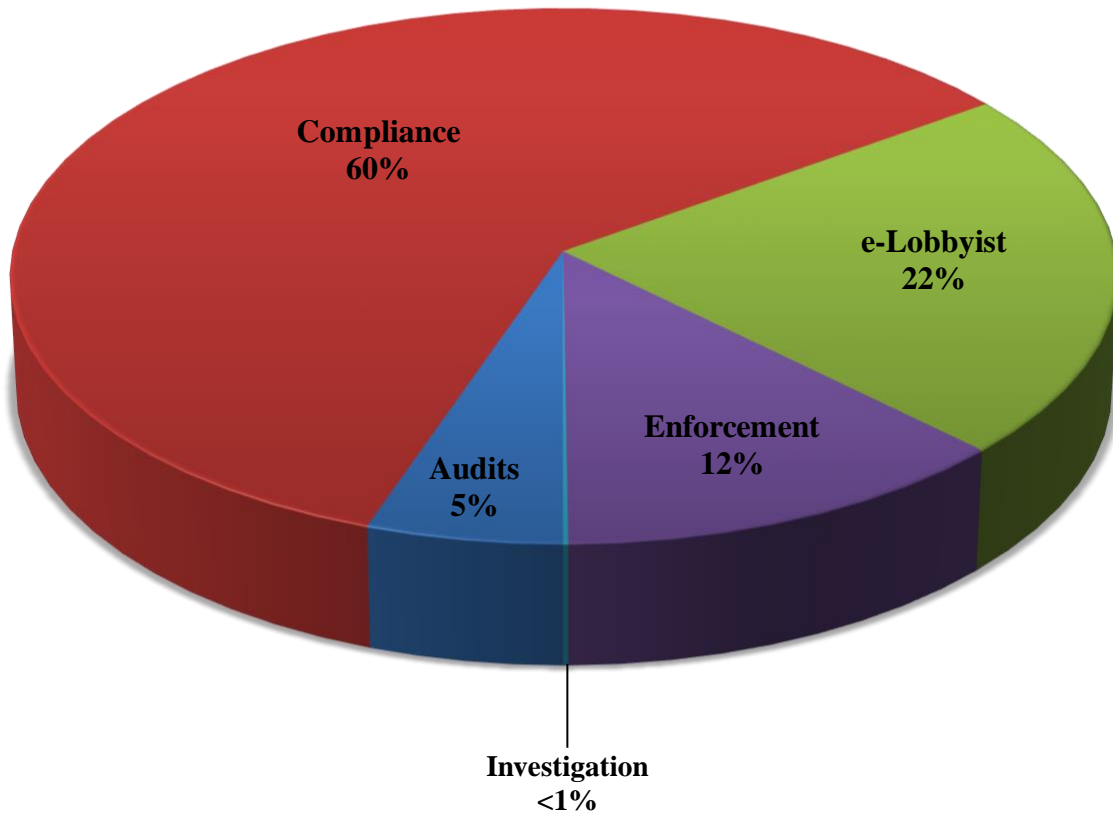




**ANALYSIS OF LOBBYING BUREAU STAFF TIME BY SUBJECT CATEGORY**



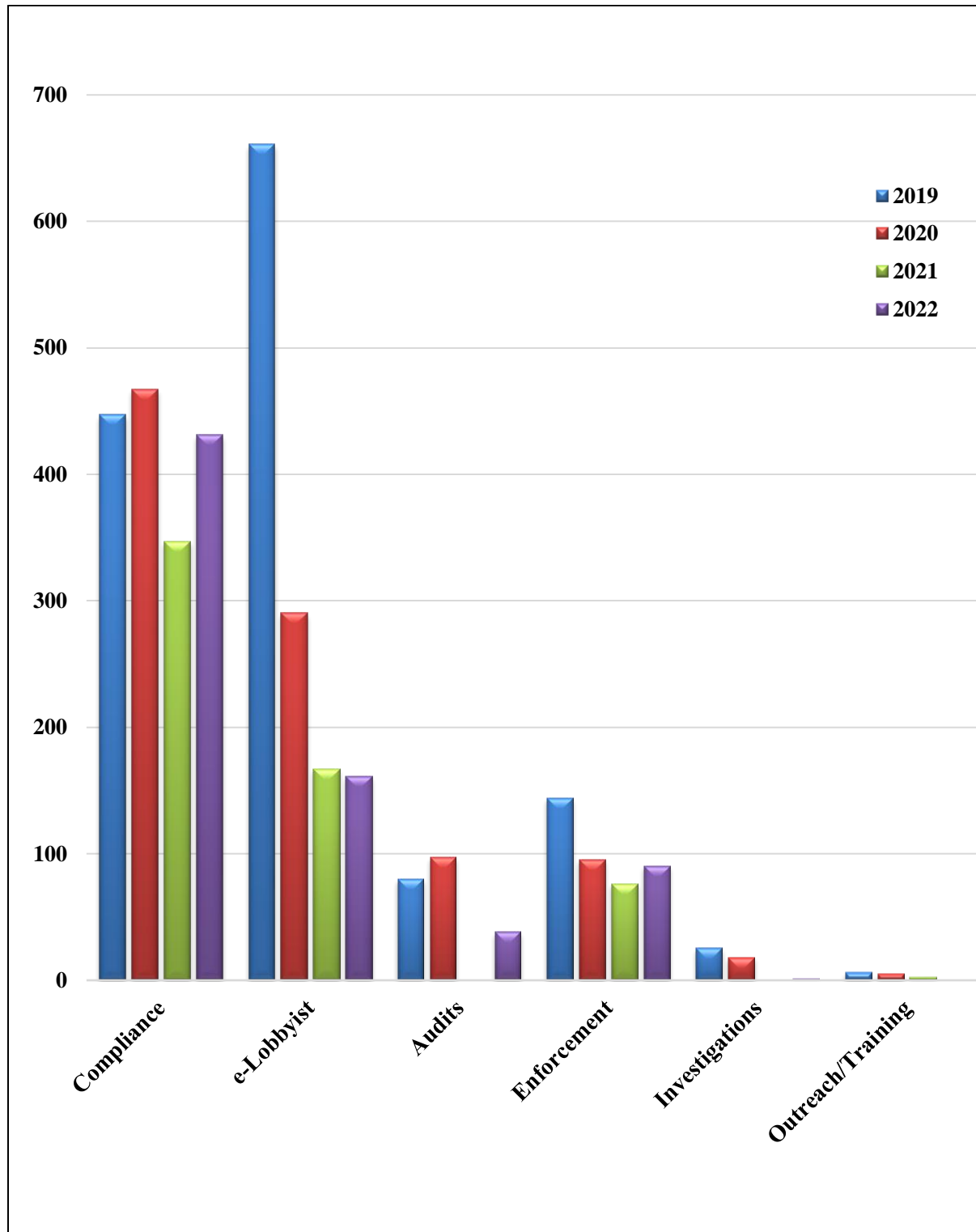
**DISTRIBUTION OF TELEPHONE INQUIRIES BY SUBJECT CATEGORY**



## DISTRIBUTION OF TELEPHONE INQUIRIES BY SUBJECT CATEGORY

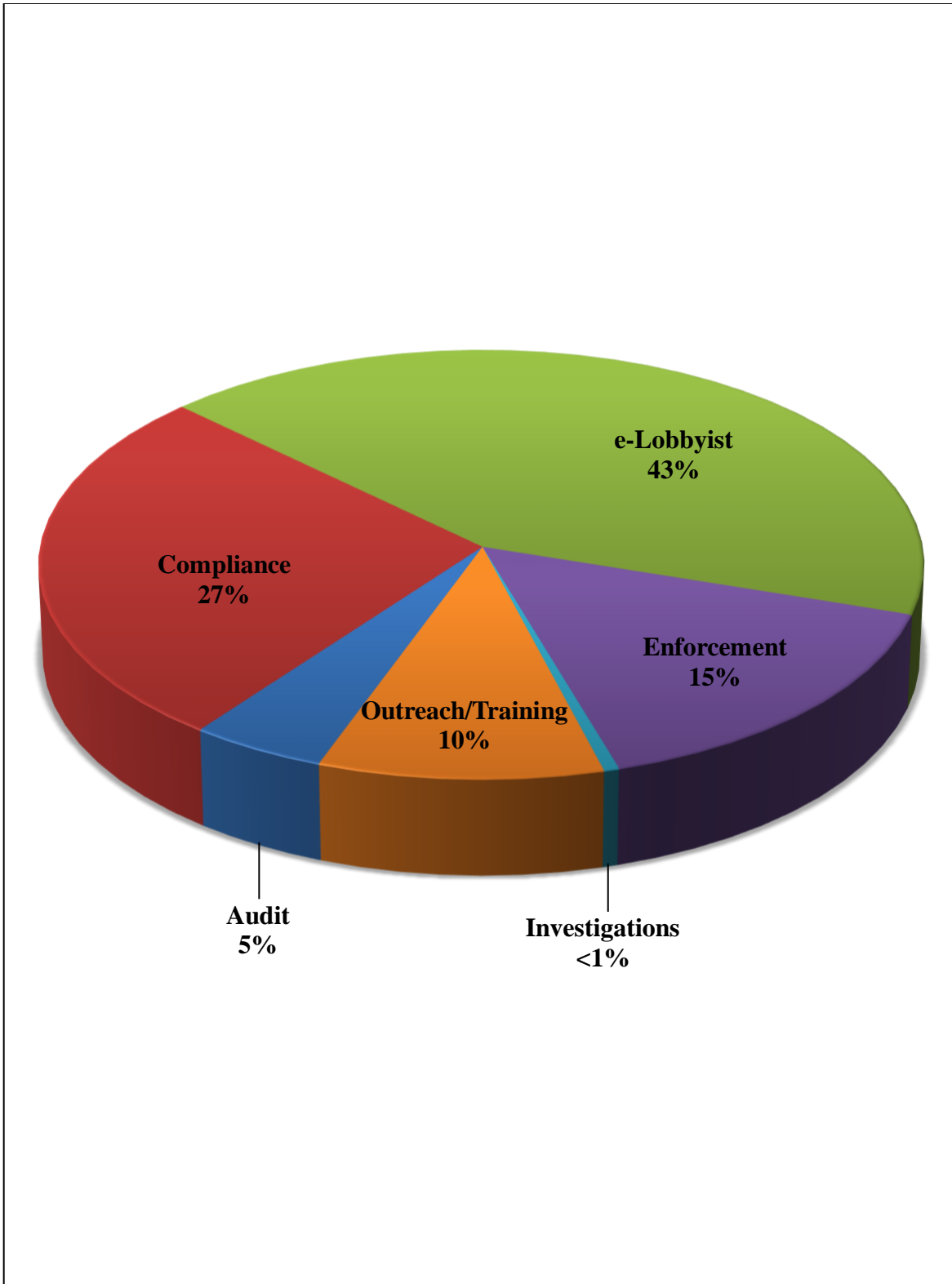
<u>Category</u>	<u>Number of Calls</u>
Audit – Drafted Report	3
Audit – Field Examination	1
Audit – Preparation	<u>34</u>
	<b><u>38</u></b>
Compliance - Filing issues - name, date, activity, retainer issue	15
Compliance - Inquiries (general/specific) requirements of the law	117
Compliance - Administrative	298
Compliance - Other	<u>1</u>
	<b><u>431</u></b>
e-Lobbyist - Change in PO	1
e-Lobbyist - Enrollment issue	7
e-Lobbyist - Error message	2
e-Lobbyist - Filing assistance (walking through a specific filing)	143
e-Lobbyist - Inquiries (general/specific)	2
e-Lobbyist - Log-in issues	<u>5</u>
	<b><u>161</u></b>
Enforcement - Notice to Cure	44
Enforcement - Petition	39
Enforcement - Fine	2
Enforcement - Other	<u>5</u>
	<b><u>90</u></b>
Investigations	<u>1</u>
Total Telephone Calls	<b><u>721</u></b>

**COMPARISON OF TELEPHONE INQUIRIES BY SUBJECT CATEGORY**  
**FROM 2019-2022\***



\*This chart includes Lobbying Bureau staff time by subject category that was reported in the Lobbying Bureau’s 2019-2022 Annual Reports.

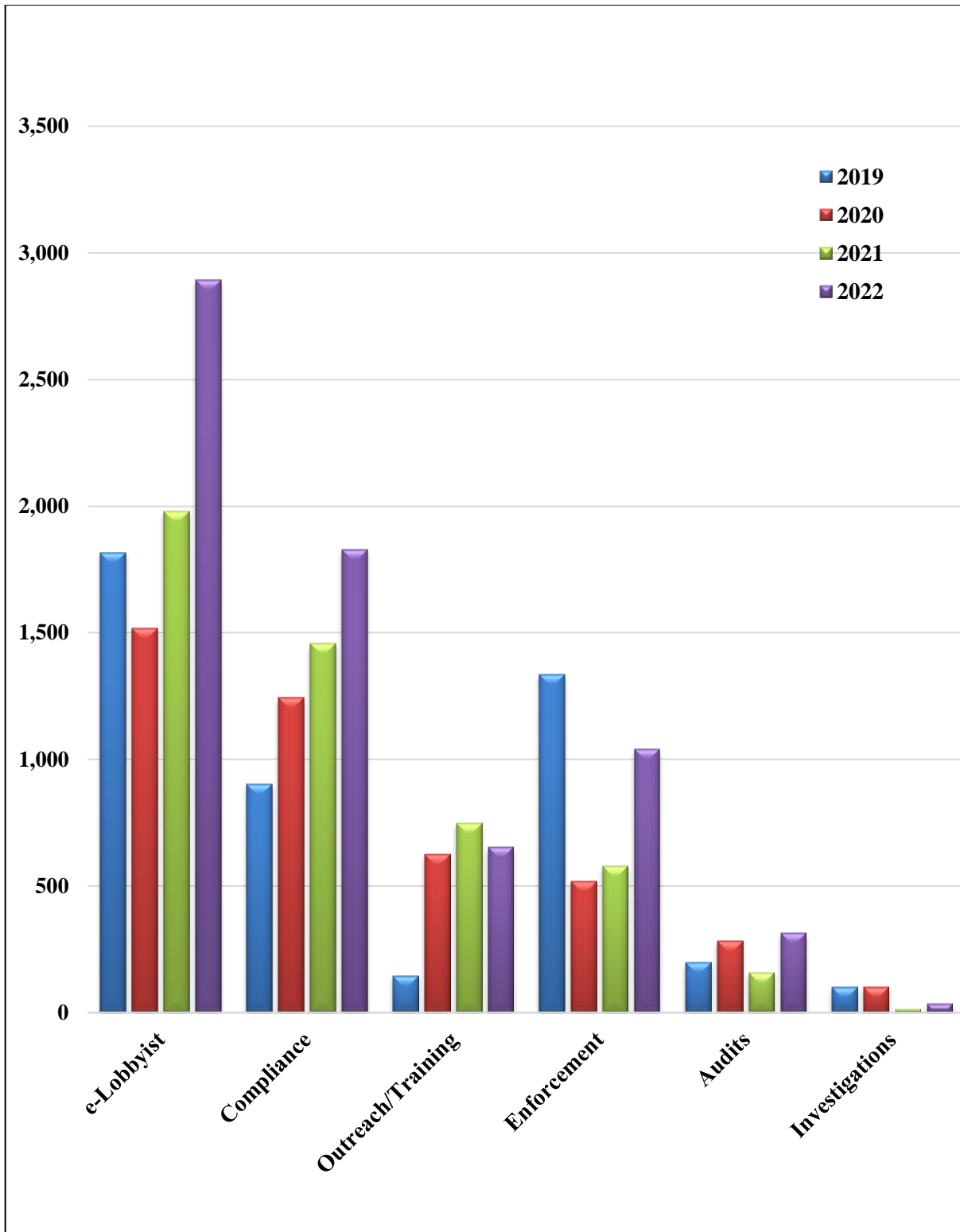
**DISTRIBUTION OF EMAIL INQUIRIES BY SUBJECT CATEGORY**



## DISTRIBUTION OF EMAIL INQUIRIES BY SUBJECT CATEGORY

<u>Category</u>	<u>Number of Emails</u>
Audit - Drafted Report	38
Audit - Other	22
Audit - Field Examination	53
Audit - Preparation	<u>200</u>
	<b><u>313</u></b>
Compliance - Extension Request	193
Compliance - Filing issues - name, date, activity, retainer issue	65
Compliance - Inquiries (general/specific) requirements of the law	275
Compliance - Administrative	1281
Compliance - Other	<u>13</u>
	<b><u>1,827</u></b>
e-Lobbyist - Other	19
e-Lobbyist - Change in PO	239
e-Lobbyist - Enrollment issue	1437
e-Lobbyist - Error message	113
e-Lobbyist - Filing assistance (walking through a specific filing)	904
e-Lobbyist - Inquiries (general/specific)	51
e-Lobbyist - Log-in issues	<u>130</u>
	<b><u>2,893</u></b>
Enforcement -Notice to Cure	725
Enforcement - Petition	234
Enforcement - Other	<u>80</u>
	<b><u>1,039</u></b>
Investigation	<b><u>35</u></b>
Outreach/Training	<b><u>651</u></b>
Total Emails	<b><u>6,758</u></b>

**COMPARISON OF EMAIL INQUIRES BY SUBJECT CATEGORY FROM 2019-2022\***



\*This chart includes Lobbying Bureau staff time by subject category that was reported in the Lobbying Bureau's 2019-2022 Annual Reports.

## APPENDIX A

### LATE FILING PENALTIES: LOBBYIST 2021 SIXTH PERIODIC/ANNUAL REPORT

<u>Lobbyist</u>	<u>Amount</u>
AT&T Services, Inc.	\$50.00
Bolton-St. Johns, LLC	\$75.00
Carl Andrews & Associates, Inc.	\$2,350.00
Catholic Charities of the Archdiocese of New York	\$75.00
Chinese-American Planning Council, Inc.	\$150.00
Citizens Committee for New York City	\$25.00
Community Housing Improvement Program, Inc.	\$450.00
Council on the Environment, Inc.	\$50.00
Eric Palatnik, P.C.	\$50.00
Geto & de Milly Inc.	\$100.00
GoBrands, Inc.	\$50.00
HF Management Services, LLC	\$1,550.00
LAW OFFICE OF RYAN KARBEN	\$150.00
Law Office of Vincent L. Petraro, PLLC	\$100.00
LGBT Network	\$750.00
McBride Consulting & Business Development	\$50.00
Municipal Art Society of New York	\$50.00
New York City Alliance Against Sexual Assault, Inc.	\$875.00
New York Civil Liberties Union, Inc.	\$25.00
New Yorkers for Culture and the Arts, Inc.	\$250.00
New Yorkers for Parks	\$25.00
Owl Rock Capital Holdings LLC	\$50.00
P.S. 1 Contemporary Art Center, Inc.	\$150.00
Park & K Public Affairs, LLC	\$50.00
Patrick B. Jenkins & Associates	\$925.00
Planned Parenthood of Greater New York, Inc.	\$375.00
Sheinkopf LTD.	\$50.00
Sheltering Arms Children and Family Services, Inc.	\$25.00
State & Broadway, Inc.	\$50.00
The Friedlander Group	\$150.00
The Parkside Group, LLC	\$900.00
The Samaritans of New York, Inc.	\$250.00
Thies & Grenell, LLC	\$650.00
Torchlight Investors, LLC	\$50.00
Vessel Operating Holdco, LLC	\$350.00
Warburg Pincus LLC	\$25.00



WCAS Management, L.P.	\$50.00
Wells Capital Management Incorporated	<u>\$75.00</u>
<b><u>Total</u></b>	<b><u>\$11,425.00</u></b>

**APPENDIX B**

**LATE FILING PENALTIES: LOBBYIST 2021 FUNDRAISING/POLITICAL  
CONSULTING REPORTS**

<b><u>Lobbyist</u></b>	<b><u>Amount</u></b>
<b><u>First, Fourth and Fifth Periods</u></b>	
Robert A. Ungar Associates, Inc.	<u>\$3,262.50</u>
<b><u>Sixth Period</u></b>	
The Parkside Group, LLC	<u>\$300.00</u>
<b><u>Total</u></b>	<b><u>\$3,562.50</u></b>

## APPENDIX C

### LATE FILING PENALTIES: 2021 CLIENT ANNUAL REPORT

11 ST & BROADWAY LLC	\$425.00
110 William Property Investors III, LLC	\$20.00
13-17 Laight NY LLC	\$325.00
145 East 49th Street, L.L.C.	\$425.00
15 Minute Response LLC	\$280.00
1508 Herkimer LLC	\$480.00
174 Power Global NorthEast, LLC	\$50.00
1Life Healthcare, Inc.	\$10.00
2096 RT 22, LLC	\$10.00
215 Moore St Acquisition LLC	\$600.00
2231 AIR LLC	\$170.00
25 WA Associates, LLC	\$30.00
2832 Linden Boulevard Realty LLC	\$100.00
38-46 West 33 Street LLC.	\$50.00
48-00 Grand Avenue LLC	\$20.00
48-18 Van Dam Property Holdings LLC	\$600.00
60 Wall Owner LP	\$140.00
68-19 Rego Park LLC	\$425.00
81 Beaver Development LLC	\$525.00
88 Third Avenue Realty LLC	\$950.00
92 HH LLC	\$50.00
Advanced Data Processing, Inc.	\$60.00
Aguila, Inc.	\$450.00
All American Community Services, Inc.	\$400.00
Alliance for Downtown New York, Inc.	\$150.00
Amesite Inc.	\$40.00
Amigos del Museo del Barrio	\$25.00
Anthony T. Rinaldi, LLC	\$325.00
APF 60 Charlton Owner LP	\$10.00
APICHA Community Health Center	\$25.00
Applied Memetics, LLC	\$30.00
Arisa Realty Co. X LLC	\$175.00
ARK Development LLC	\$175.00
ASAP LGA Development LLC	\$170.00
Association of American Publishers, Inc.	\$50.00

Association of Talent Agents	\$425.00
Atane Engineers, Architects and Land Surveyors, D.P.C.	\$100.00
Atlantic Aviation FBO Holdings LLC	\$325.00
Attentive Home Care Agency Inc.	\$325.00
Avalon Bay Communities, Inc.	\$50.00
Bank Street College of Education	\$425.00
Battery Buyers Inc.	\$400.00
Baychester Materials Inc.	\$130.00
Big Brothers Big Sisters of New York City	\$50.00
Body Mechanics Acupuncture	\$130.00
Boingo Wireless, Inc.	\$50.00
Boynton Properties LLC	\$75.00
Boys & Girls Club of Harlem, Inc.	\$325.00
BRIC Arts Media Bklyn, Inc.	\$50.00
Brooklyn Chamber of Commerce, Inc.	\$50.00
Brooklyn Craft Works LLC	\$400.00
Brooklyn Events Center, LLC	\$50.00
Brooklyn Kindergarten Society	\$150.00
Buspatrol America LLC	\$50.00
BYD Motors LLC	\$825.00
Canopy Growth USA, LLC	\$150.00
Catholic Charities of the Archdiocese of New York	\$75.00
Cement & Concrete Workers District Council Laborers-Employers Cooperation and Education Trust Fund	\$20.00
Central Construction Management LLC	\$50.00
Cerner Corporation	\$425.00
ChargerHelp Inc.	\$60.00
Circle F 2243 Jackson LLC	\$350.00
City Parks Foundation, Inc.	\$25.00
Coalition of NYC SADCs Corp	\$240.00
Committee for Ranked Choice Voting NYC, Inc.	\$25.00
Community Housing Improvement Program, Inc.	\$600.00
CONNECT, Inc.	\$1,050.00
Core Scaffold Systems Inc.	\$175.00
Council of New York Cooperatives and Condominiums	\$425.00
Council of School Supervisors and Administrators	\$50.00
Council on the Environment, Inc.	\$50.00
Cresco Labs, LLC	\$10.00
Cropsey Partners LLC	\$175.00

Crown 730 Invest LLC	\$400.00
CWA Local 1180	\$325.00
Destination Tomorrow, Inc	\$50.00
Development Associates (BUFF) L.P.	\$75.00
Diego Beekman Mutual Housing Association Housing Development Fund Corporation	\$325.00
DM Enterprises of Baltimore, LLC	\$20.00
Douglaston Realty Associates, L.L.C.	\$600.00
EAC, Inc.	\$50.00
Eastern Emerald Group LLC	\$600.00
ED 97 Owner, LLC	\$975.00
Edgecombe Ventures, LLC	\$75.00
Education Equity Campaign	\$2,530.00
EIFS Industry Members Association	\$30.00
Eisenbeiss Realty, LLC	\$150.00
El Ad US Holding, Inc.	\$50.00
ELRAC, LLC	\$50.00
Empire BLVD Partners, LLC	\$50.00
Entergy Nuclear Operations Inc	\$100.00
ENY Community Residences LLC	\$50.00
Eponymous Associates, L.L.C.	\$30.00
Equinor Wind Services LLC	\$60.00
EW Direct 1 Nassau Place, LLC	\$20.00
Excel Development Group LLC	\$50.00
Excelsior 57th Corp.	\$10.00
First Concord Realty LLC	\$25.00
Fordham Road District Management Association, Inc.	\$575.00
Girls for Gender Equity, Inc.	\$25.00
Global Kids, Inc.	\$170.00
GO UCL LLC	\$450.00
Goddard Riverside Community Center	\$50.00
Gowanus 300 Nevins Street LLC	\$100.00
Gowanus Green Partners LLC	\$700.00
Gramercy Group, Inc.	\$50.00
HADSW LLC	\$25.00
HANAC, Inc.	\$25.00
HASC Center, Inc.	\$270.00
Henry Street Settlement	\$50.00
HF Management Services, LLC	\$1,550.00

Hill International, Inc.	\$25.00
Homecrest Community Services, Inc.	\$325.00
Homeless Services United, Inc.	\$50.00
Housing Conservation Coordinators, Inc.	\$50.00
Icon Parking Holdings, LLC	\$170.00
Independent Drivers Guild, Inc.	\$1,025.00
International Alliance of Theatrical Stage Employees, Moving Picture Technicians, Artists and Allied Crafts	\$20.00
International Brotherhood of Teamsters	\$375.00
Jamaica Hospitality Group LLC	\$350.00
Joseph A. DeLuca Advisory and Consulting Services, LLC	\$140.00
JST3NY INC	\$20.00
Kaufman Bedrock Astoria I LLC	\$50.00
Kent Riverview LLC	\$160.00
Kent Steiner, LLC	\$30.00
La Central Manager II LLC	\$650.00
La MaMa Experimental Theatre Club, Inc	\$325.00
Legacy Manufacturing LLC	\$20.00
Lesbian and Gay Community Services Center, Inc	\$50.00
Lessing's Inc.	\$400.00
LGBT Network	\$575.00
Libra Max	\$280.00
Light & Power Development, LLC	\$175.00
Linden Grove Developer LLC	\$20.00
LIVEON NY	\$50.00
Livingston Hanover Holdings LLC	\$170.00
LMS Realty Associates LLC	\$425.00
L'Refuah Medical & Rehabilitation Center, Inc.	\$675.00
LS-14 Ave JV LLC	\$50.00
Macquesten Construction Management, LLC	\$75.00
Maimo I JV LLC	\$140.00
Manhattan Chamber of Commerce, Inc.	\$450.00
Maple 1 Farley Owner, LLC	\$950.00
Maple C 799 Broadway Owner II, LLC	\$950.00
Marin Architects P.C.	\$10.00
Maspeth Contracting Corp.	\$360.00
Maspeth Manger LLC	\$700.00
Meister Seelig & Fein LLP	\$50.00
Metropolitan Opera Association, Inc.	\$50.00

Metropolitan Parking Association, Inc.	\$225.00
MHANY Management Inc.	\$250.00
Midtown West 47 Street LLC	\$420.00
Milmar Food Group II, LLC	\$50.00
MTX Group Inc	\$50.00
National Air Purification Systems, LLC	\$510.00
Netflix, Inc.	\$400.00
New York City Football Club, LLC	\$325.00
New York City Outward Bound Center, Inc.	\$50.00
New York Self Storage Association, Inc.	\$325.00
New York Shakespeare Festival	\$25.00
New York State Cannabis Growers and Processors Association, Incorporated	\$140.00
New York State Energy Coalition, Inc.	\$50.00
New York State Fitness Alliance, Inc.	\$710.00
New York State Messenger & Courier Association, Inc.	\$200.00
New Yorkers for Mental Health Alternatives, Inc.	\$600.00
Northern Development Group LLC	\$320.00
Northside Center for Child Development, Inc.	\$50.00
NPower Inc.	\$325.00
NYAH Development, LLC	\$210.00
NYC Propane Delivery LLC	\$325.00
Ohel Children's Home and Family Services	\$50.00
One Fair Wage Action, Inc.	\$600.00
ONH 2226 Third Ave LLC with REEC Third Ave LLC as third-party payor	\$125.00
Panasia Estates, Inc.	\$50.00
Philips International Holding Corp.	\$270.00
Phoenix Pro Health LLC	\$587.50
Pratt Holdings, Inc.	\$325.00
Prologis, L.P.	\$550.00
Propco Management LLC	\$1,375.00
Purlab LLC	\$675.00
Queensboro United Football Club LLC	\$550.00
Rainbow Media Holdings LLC	\$50.00
Real Builders, Inc.	\$425.00
Renewable Energy Group, Inc.	\$50.00
Retirees Association of DC 37, AFSCME, AFL-CIO	\$50.00
Russo's On The Bay	\$175.00
Salvadori Center LTD.	\$75.00
Schur Management Co. Ltd. on behalf of Webster 1099 Realty LLC	\$375.00

Sensys Gatso USA, Inc.	\$950.00
Settlement Housing Fund, Inc.	\$750.00
Shema Kolainu - Hear our Voices	\$175.00
ShotSpotter	\$250.00
SJC 33 OWNER 2015, LLC	\$350.00
Skyhigh Murals-Colossal Media Inc.	\$50.00
Snug Harbor Cultural Center and Botanical Garden	\$425.00
Somos Your Health IPA, Inc.	\$1,150.00
Sonder Inc.	\$175.00
Square-Churchill Mercer LLC	\$325.00
Steiner Sequel LLC	\$75.00
Sun Flatbush LLC	\$550.00
Sushi Nozawa NYC LLC	\$175.00
SVB NYC LLC	\$170.00
TakeRoot Justice	\$50.00
Takumi Taco LLC	\$30.00
Tamarisk Nassau Place, LLC	\$50.00
TDI-USA Holdings LLC	\$75.00
Textile Rental Services Association of America	\$50.00
The 400 Foundation, Inc.	\$700.00
The Alliance of Resident Theatres/New York, Inc.	\$50.00
The Brooklyn Hospital Center	\$1,575.00
The Brooklyn Music School, Inc	\$50.00
The Brotherhood/Sister Sol Inc	\$50.00
The Center for New York City Neighborhoods, Inc.	\$150.00
The Chetrit Group LLC	\$425.00
The Children's Defense Fund	\$325.00
The Classical Theatre of Harlem, Inc.	\$20.00
THE EAGLE ACADEMY FOUNDATION, INC.	\$175.00
The Gramercy Condominium	\$325.00
The Jet LLC	\$75.00
The MarCal Group LLC	\$350.00
The McKissack Group, Inc.	\$350.00
The Museum of Modern Art	\$50.00
The New York State Society of Certified Public Accountants	\$50.00
The New York State Veterinary Medical Society, Inc.	\$50.00
The Peninsula JV, LLC	\$775.00
The Queens Borough Public Library	\$50.00
The Skatepark Project	\$20.00



The Stonehouse Rest LLC	\$200.00
TK Elevator Corporation	\$50.00
TLC Virtual Resiliency, Inc.	\$60.00
TLG FULTON LLC	\$1,200.00
TRC Companies, Inc.	\$75.00
Treasure Island Management LLC	\$625.00
Treetop Development, LLC	\$925.00
Trinity Place Holdings Inc.	\$50.00
Trinity School	\$25.00
Uniformed EMS Officers Union	\$950.00
Uniformed Fire Alarm Dispatchers Benevolent Association, Inc.	\$325.00
United Food and Commercial Workers Union Local 342	\$130.00
United Probation Officers Association of the City of New York	\$50.00
United States Swim School Association	\$20.00
Urban Justice Center	\$50.00
Vyaire Medical, Inc.	\$200.00
Water Street Leasehold LLC	\$1,250.00
We Work Management LLC	\$525.00
West 58th Street Coalition, Inc.	\$150.00
Williamsburg Court Housing Development Fund Corporation	\$380.00
Women's Community Justice Association, Inc.	\$550.00
WVH Housing Corporation	\$220.00
WW Project Swift Development LLC	\$75.00
Wyckoff Heights Medical Center	\$50.00
Zeta Charter Schools, Inc.	\$375.00
Zones, LLC	\$500.00
ZoomCare 365 Inc.	<u>\$675.00</u>
<b><u>Total</u></b>	<b><u>\$70,282.50</u></b>

## APPENDIX D

### LATE FILING PENALTIES: LOBBYIST 2022 STATEMENTS OF REGISTRATION

<u>Lobbyist</u>	<u>Amount Paid</u>
32BJ Labor Industry Cooperation Trust Fund	\$260.00
Adams Advisors LLC	\$450.00
Allied Government Affairs LLC	\$700.00
Amalgamated Bank	\$7,075.00
ASY Services, LLC	\$525.00
Blank Rome Government Relations LLC	\$475.00
Bolton-St. Johns, LLC	\$4,000.00
Bowen Public Affairs Consulting Inc	\$675.00
Brianna Suggs and Associates Inc.	\$170.00
Brown & Weinraub, PLLC	\$3,625.00
Building Skills NY	\$130.00
Catholic Charities of the Archdiocese of New York	\$75.00
Chinese-American Planning Council, Inc.	\$150.00
Cojo Strategies LLC	\$1,650.00
Community Health Project, Inc.	\$150.00
Cozen O'Connor Public Strategies, LLC	\$275.00
Davidoff Hutcher & Citron LLP	\$75.00
Dirk McCall	\$220.00
Drew Weber	\$40.00
Driscoll Group, Inc.	\$50.00
Duane Morris LLP	\$825.00
Duval & Stachenfeld LLP	\$350.00
Earthjustice	\$1,090.00
Engine No. 1 LP	\$175.00
Ennead Architects LLP	\$400.00
ERG Advisors LLC	\$225.00
Fox Rothschild LLP	\$50.00
Fried, Frank, Harris, Shriver & Jacobson LLP	\$1,975.00
Gotham Government Relations LLC	\$375.00
Green Book Strategies LLC	\$3,375.00
Her Justice Inc.	\$600.00
Higgins Quasebarth & Partners, LLC	\$950.00
HR&A Advisors, Inc.	\$200.00
James F. Capalino & Associates, Inc.	\$325.00
JMG Strategies Inc.	\$1,625.00
John Alschuler	\$1,450.00

Kohlberg Kravis Roberts & Co. L.P.	\$1,575.00
Kohn Pedersen Fox Associates P.C.	\$1,325.00
Kyle Ishmael	\$775.00
Law Office of Vincent L. Petraro, PLLC	\$650.00
Legal Action Center of the City of New York, Inc.	\$25.00
Lemma Strategies Inc.	\$40.00
Local 372 New York City Board of Education Employees	\$200.00
Millennial Strategies, LLC	\$20.00
Mirram Group LLC	\$1,175.00
Moonshot Strategies LLC	\$2,650.00
National Association of Mutual Insurance Companies	\$10.00
Nuevo Diaz and Associates LLC	\$100.00
Open New York, Inc.	\$20.00
Owl Creek Asset Management, L.P.	\$25.00
P.S. 1 Contemporary Art Center, Inc.	\$1,275.00
Patricia Lynch Associates, Inc.	\$125.00
Patrick B. Jenkins & Associates	\$2,100.00
Pitta Bishop & Del Giorno LLC	\$100.00
Planned Parenthood of Greater New York, Inc.	\$225.00
SCO Family of Services	\$1,600.00
The Advance Group Inc.	\$1,475.00
The Affila Group LLC	\$20.00
The Bronx Defenders	\$25.00
The Carey Group LLC	\$400.00
The Carnelian Group, LLC	\$200.00
The Douglaston Companies 1 LLC	\$350.00
The Hayes Initiative LLC	\$75.00
The Ickes and Enright Group, Inc.	\$200.00
The Literacy Assistance Center	\$1,900.00
The Museum of Modern Art	\$50.00
The New York City Center for Charter School Excellence	\$150.00
The Parkside Group, LLC	\$25.00
The Trustees of Columbia University in the City of New York	\$50.00
Thies & Grenell, LLC	\$650.00
Tonio Burgos & Associates, Inc.	\$25.00
Transport Workers Union, Local 100	\$1,650.00
Triton Investments Advisers LLP	\$375.00
Troutman Pepper Hamilton Sanders LLP	\$420.00
Uniformed Firefighters Association of Greater New York	\$1,275.00
Urban Justice Center	\$50.00
Urban Strategies, LLC	\$50.00
Venable LLP	\$50.00

Vera Action, Inc.	\$20.00
Vincent "I Got A Guy" Levien, Inc.	\$20.00
Warburg Pincus LLC	\$1,425.00
Zeta Charter Schools, Inc.	<u>\$775.00</u>
<b><u>Total</u></b>	<b><u>\$60,480.00</u></b>

## APPENDIX E

### LATE FILING PENALTIES: LOBBYIST 2022 FIRST PERIODIC REPORT

<u>Lobbyist</u>	<u>Amount</u>
Adams Advisors LLC	\$150.00
Asian-American Coalition for Children and Families, Inc.	\$25.00
Building Trades Employers Association, Inc.	\$50.00
Chinese-American Planning Council, Inc.	\$175.00
Consolidated Edison, Inc.	\$25.00
Council of Family and Child Caring Agencies, Inc.	\$25.00
Drew Weber	\$75.00
Duval & Stachenfeld LLP	\$25.00
Envision Strategy, LLC	\$50.00
Federation of Protestant Welfare Agencies, Inc.	\$50.00
GrandRap Strategies LLC	\$25.00
Hawkins Consulting, Inc.	\$100.00
Holland & Knight LLP	\$150.00
John Alschuler	\$925.00
Joint Council No 16 International Brotherhood of Teamsters	\$50.00
Kohlberg Kravis Roberts & Co. L.P.	\$175.00
Lemma Strategies Inc.	\$175.00
Leonard Green & Partners, L.P.	\$50.00
Metropolitan Public Strategies, Inc.	\$50.00
New Economy Project, Inc.	\$25.00
New Yorkers for Culture and the Arts, Inc.	\$75.00
Northeast Government Consulting, LLC	\$50.00
P.S. 1 Contemporary Art Center, Inc.	\$50.00
Patricia Lynch Associates, Inc.	\$650.00
Patrick B. Jenkins & Associates	\$700.00
Post Advisory Group, LLC	\$60.00
Queens Community House, Inc.	\$50.00
Riseboro Community Partnership Inc.	\$50.00
SCO Family of Services	\$225.00
The American Society for the Prevention of Cruelty to Animals	\$25.00
The New York Chapter of the American Institute of Architects	\$25.00
The Parkside Group, LLC	\$25.00
The Source Consulting Group, LLC	\$50.00
The Women's Housing and Economic Development Corporation	\$25.00

Thies & Grenell, LLC	\$650.00
Transport Workers Union, Local 100	\$325.00
United Way of New York City	\$50.00
Venable LLP	\$100.00
Visiting Nurse Service of New York	\$125.00
Warburg Pincus LLC	\$25.00
West Harlem Environmental Action, Inc.	\$50.00
Yeshiva University	<u>\$25.00</u>
<b><u>Total</u></b>	<b><u>\$5,785.00</u></b>

**APPENDIX F**

**LATE FILING PENALTIES: LOBBYIST 2022 SECOND PERIODIC REPORT**

<b><u>Lobbyist</u></b>	<b><u>Amount</u></b>
Asian American Federation, Inc.	\$75.00
ASY Services, LLC	\$50.00
Bolton-St. Johns, LLC	\$325.00
Brooklyn Navy Yard Development Corporation	\$275.00
Building 77 QALICB, Inc.	\$275.00
Catholic Charities of the Archdiocese of New York	\$100.00
Chinese-American Planning Council, Inc.	\$525.00
Climate Jobs NY, Inc.	\$50.00
Envision Strategy, LLC	\$50.00
Fried, Frank, Harris, Shriver & Jacobson LLP	\$100.00
GoBrands, Inc.	\$50.00
Human Services Council of New York	\$25.00
Lemma Strategies Inc.	\$175.00
LoCicero & Tan Inc.	\$50.00
Mason Tenders' District Council of Greater New York	\$25.00
Mirram Group LLC	\$300.00
National Waste & Recycling Association	\$50.00
New Yorkers for Parks	\$25.00
Northeast Government Consulting, LLC	\$50.00
Northern Manhattan Improvement Corporation	\$100.00
O'Donnell & Associates, LLC	\$50.00
P.S. 1 Contemporary Art Center, Inc.	\$250.00
Planned Parenthood of Greater New York, Inc.	\$25.00
Post Advisory Group, LLC	\$50.00
Powell Solutions LLC	\$75.00
RBC Global Asset Management (U.S.) Inc.	\$50.00
Redland Strategies	\$25.00
Sanctuary for Families, Inc.	\$25.00
Staten Island Chamber of Commerce	\$100.00
The Advance Group Inc.	\$1,125.00
The Douglaston Companies 1 LLC	\$550.00
Thies & Grenell, LLC	\$350.00
Visiting Nurse Service of New York	\$275.00
Zeta Charter Schools, Inc.	<u>\$100.00</u>
<b><u>Total</u></b>	<b><u>\$5,725.00</u></b>

**APPENDIX G**

**LATE FILING PENALTIES: LOBBYIST 2022 THIRD PERIODIC REPORT**

<b><u>Lobbyist</u></b>	<b><u>Amount</u></b>
APICHA Community Health Center	\$125.00
ASY Services, LLC	\$100.00
Bowen Public Affairs Consulting Inc	\$1,012.50
Chinese-American Planning Council, Inc.	\$100.00
Driscoll Group, Inc.	\$100.00
External Group, LLC	\$50.00
Federation of Protestant Welfare Agencies, Inc.	\$75.00
George Arzt Communications, Inc.	\$50.00
Global Strategy Group, LLC	\$25.00
Impax Asset Management Limited	\$250.00
Jewish Board of Family and Children's Services, Inc.	\$75.00
Lemma Strategies Inc.	\$175.00
New York Communities For Change, Inc.	\$75.00
New York State Trial Lawyers Association, Inc.	\$100.00
Nordic Capital XI Limited on behalf of Nordic Capital XI, L.P.	\$25.00
Powell Solutions LLC	\$1,200.00
Professional Staff Congress/CUNY, AFT Local 2334	\$100.00
Staten Island Chamber of Commerce	\$75.00
The Children's Aid Society	\$500.00
Thies & Grenell, LLC	\$250.00
Vincent "I Got A Guy" Levien, Inc.	<u>\$75.00</u>
<b><u>Total</u></b>	<b><u>\$4,537.50</u></b>



## APPENDIX H

### LATE FILING PENALTIES: LOBBYIST 2022 FOURTH PERIODIC REPORT

<u>Lobbyist</u>	<u>Amount</u>
Amalgamated Bank	\$2,425.00
Arete Public Affairs, LLC	\$650.00
ASY Services, LLC	\$100.00
AT&T Services, Inc.	\$50.00
Blank Rome Government Relations LLC	\$125.00
Brianna Suggs and Associates Inc.	\$25.00
Brigade Capital Management, LP	\$25.00
Brown & Weinraub, PLLC	\$2,050.00
Bryan Cave Leighton Paisner LLP	\$300.00
Catholic Charities of the Archdiocese of New York	\$100.00
Chinese-American Planning Council, Inc.	\$250.00
Diana Reyna Strategic Consulting, LLC	\$325.00
Earthjustice	\$2,100.00
Expanded Schools, Inc.	\$25.00
External Group, LLC	\$50.00
Fox Rothschild LLP	\$300.00
Fried, Frank, Harris, Shriver & Jacobson LLP	\$375.00
Friends of Brooklyn Queens Connector, Inc.	\$25.00
Geto & de Milly Inc.	\$25.00
God's Love-We Deliver, Inc.	150.00
Green Book Strategies LLC	\$330.00
Joint Council No 16 International Brotherhood of Teamsters	\$100.00
Kohn Pedersen Fox Associates P.C.	\$675.00
Lemma Strategies Inc.	\$175.00
LGBT Network	\$350.00
Mirram Group LLC	\$1,325.00
Moonshot Strategies LLC	\$25.00
New York Communities For Change, Inc.	\$25.00
New York State Trial Lawyers Association, Inc.	\$25.00
O'Donnell & Associates, LLC	\$25.00
Open New York, Inc.	\$100.00
Powell Solutions LLC	\$2,550.00

Professional Staff Congress/CUNY, AFT Local 2334	\$150.00
Riders Alliance, Inc.	\$25.00
Selfhelp Community Services, Inc.	\$100.00
The Literacy Assistance Center	\$1,900.00
The Trustees of Columbia University in the City of New York	\$25.00
Thies & Grenell, LLC	\$500.00
Visiting Nurse Service of New York	\$25.00
Warburg Pincus LLC	\$25.00
West Harlem Environmental Action, Inc.	<u>\$25.00</u>
<b><u>Total</u></b>	<b><u>\$17,955.00</u></b>

**APPENDIX I**

**LATE FILING PENALTIES: LOBBYIST 2022 FIFTH PERIODIC REPORT**

<b><u>Lobbyist</u></b>	<b><u>Amount</u></b>
AB CarVal Investors, L.P.	\$50.00
Akerman LLP	\$25.00
Amalgamated Bank	\$200.00
Brian C. Kochisarli, P.C.	\$50.00
Brown & Weinraub, PLLC	\$525.00
Bryan Cave Leighton Paisner LLP	\$25.00
Capitol Strategies Group LLC	\$25.00
Catholic Charities of the Archdiocese of New York	\$200.00
Chinese-American Planning Council, Inc.	\$75.00
Cojo Strategies LLC	\$300.00
Community Food Advocates, Inc.	\$25.00
Council on the Environment, Inc.	\$50.00
Earthjustice	\$575.00
Exodus Transitional Community, Inc.	\$25.00
Family Legal Care, Inc.	\$75.00
Higgins Quasebarth & Partners, LLC	\$75.00
Impax Asset Management Limited	\$75.00
JMG Strategies Inc.	\$350.00
Larson Shannahan Slifka Group	\$25.00
Millennial Strategies, LLC	\$25.00
National Waste & Recycling Association	\$50.00
New York Communities For Change, Inc.	\$25.00
New Yorkers for Culture and the Arts, Inc.	\$125.00
NYC NOWC, INC.	\$25.00
Planned Parenthood of Greater New York, Inc.	\$50.00
Powell Solutions LLC	\$650.00
The Literacy Assistance Center	\$400.00
The Riddell Group, LLC	\$25.00
Thoma Bravo, L.P.	\$50.00
Urban Green Council	\$50.00
West Harlem Environmental Action, Inc.	<u>\$25.00</u>
<b><u>Total</u></b>	<b><u>\$4,250.00</u></b>

**APPENDIX J**

**LATE FILING PENALTIES:**  
**LOBBYIST 2022 FUNDRAISING/POLITICAL CONSULTING REPORTS**

<b><u>Lobbyist</u></b>	<b><u>Amount</u></b>
<b><u>First, Second and Fourth Period</u></b>	
Robert A. Ungar Associates, Inc.	<u>\$3,262.50</u>
<b><u>Fourth Period</u></b>	
Brianna Suggs and Associates Inc.	<u>\$100.00</u>
<b><u>Total</u></b>	<b><u>\$3,362.50</u></b>

**APPENDIX K**

**LATE FILING PENALTIES: 2022 TERMINATION NOTICES**

<b><u>Client Name</u></b>	<b><u>Amount</u></b>
600 RT LLC	\$499.95
First Class Car and Limousine Service Corp.	\$166.65
Maple 1 Farley Owner, LLC	\$133.32
WW Project Swift Development LLC	<u>\$166.65</u>
	<b><u>\$966.57</u></b>