


Office of the City Clerk



Clerk of the Council

Lobbying Bureau Annual Report

Michael McSweeney
City Clerk, Clerk of the Council

Alisa Fuentes
Deputy City Clerk

Damaris Acosta
Deputy City Clerk

Patrick L. Synmoie
Counsel to the City Clerk

Walter Carcione
Chief Investigator

Mary Prentis
Associate Counsel

Brenda Hernandez
Paralegal

March 1, 2021

Table of Contents

Introduction	1
(i) Number of complaints received from the public and the disposition of such complaints.....	2
(ii) Number and amount of civil penalties imposed pursuant to subdivisions (a), (b), (c) and (d) of § 3-223 of the Administrative Code.....	2
<i>2019 Annual Reports (Client Annual Reports and Sixth Periodic Reports)</i>	3
<i>2020 Statements of Registration and Periodic Reports</i>	3
<i>2020 Fundraising and Political Consulting Reports</i>	4
<i>2020 Termination Notices</i>	4
(iii) Number and duration of orders issued pursuant to subdivision (a) of § 3-223 of the Administrative Code.....	4
(iv) Number of random audits conducted by the city clerk and outcomes thereof.	5
(v) Compliance programs developed and implemented for lobbyists and clients.....	5
<i>Training</i>	6
<i>Outreach Efforts</i>	6
<i>Other Compliance Efforts</i>	7
(vi) The types and number of requests for assistance related to the lobbying law received by the city clerk.	8
(vii) The number of lobbyists filing statements of registration pursuant to § 3-213 of the Administrative Code for the first time.....	9
(viii) The subject matter of lobbying activity most frequently reported by lobbyists and lobbyist/client filers.....	9
(ix) The lobbying targets most frequently reported by lobbyists and lobbyist/client filers.	9
(x) The lobbyists and lobbyist/client filers that reported the highest compensation.	9
(xi) Other information and analysis.....	10
<i>Number of Reporting Lobbyists and Clients</i>	10
<i>Outlook For 2021</i>	10
<i>Analysis of Lobbying Data</i>	11
TOP TEN LOBBYISTS OF 2020 BY COMPENSATION.....	12
TOP TEN LOBBYISTS OF 2019 BY COMPENSATION	14
TOP TEN LOBBYISTS OF 2018 BY COMPENSATION.....	15
TOP TEN LOBBYISTS OF 2017 BY COMPENSATION.....	16
COMPARISON OF COMPENSATION OF LOBBYISTS FROM 2017-2020.....	17
COMPARISON OF COMPENSATION OF TOP LOBBYISTS FROM 2017-2020	18
TOP TEN LOBBYISTS OF 2020 BY NUMBER OF CLIENTS REGISTERED.....	19
COMPARISON OF TOTAL CLIENTS OF LOBBYISTS FROM 2017-2020	20
COMPARISON OF TOTAL CLIENTS OF TOP LOBBYISTS FROM 2017-2020.....	21
TOP TEN LOBBYIST/CLIENT FILERS OF 2020 BY COMPENSATION	22

COMPARISON OF LOBBYIST/CLIENT FILERS' COMPENSATION FROM 2017-2020.....	24
COMPARISON OF LOBBYISTS' AND LOBBYIST/CLIENT FILERS' COMPENSATION FROM 2017-2020	25
TOP TEN CLIENTS OF 2020 BY COMPENSATION TO ALL RETAINED LOBBYING FIRMS.....	26
TOP CLIENTS OF 2020 BY RETAINED LOBBYING FIRMS	28
TOP TEN LOBBYING CONTRACTS IN 2020.....	29
TOP LOBBYISTS OF 2020 BY NUMBER OF EMPLOYEES	30
TOP LOBBYIST/CLIENT FILERS OF 2020 BY NUMBER OF EMPLOYEES.....	31
DISTRIBUTION OF CLIENTS' INDUSTRIES IN 2020.....	32
COMPARISON OF CLIENTS' INDUSTRIES FROM 2017-2020.....	33
DISTRIBUTION OF SUBJECT CATEGORIES OF 2020.....	35
TOP TARGETS OF 2020.....	36
ANALYSIS OF FUNDRAISING REPORTS 2020	37
ANALYSIS OF LOBBYING BUREAU STAFF TIME BY SUBJECT CATEGORY ...	38
DISTRIBUTION OF TELEPHONE INQUIRIES BY SUBJECT CATEGORY	39
COMPARISON OF TELEPHONE INQUIRIES BY SUBJECT CATEGORY FROM 2017-2020.....	41
DISTRIBUTION OF EMAIL INQUIRIES BY SUBJECT CATEGORY	42
COMPARISON OF EMAIL INQUIRIES BY SUBJECT CATEGORY FROM 2017-2020.....	44
APPENDIX A.....	A-1
APPENDIX B	B-1
APPENDIX C	C-1
APPENDIX D	D-1
APPENDIX E	E-1
APPENDIX F.....	F-1
APPENDIX G	G-1
APPENDIX H.....	H-1
APPENDIX I	I-1
APPENDIX J	J-1
APPENDIX K.....	K-1

Introduction

Lobbying in the City of New York is governed by Administrative Code §§ 3-211 through 3-223 and Chapter 1 of Title 51 of the Rules of the City of New York (collectively, the “Lobbying Law.”) This is the fifteenth annual report issued by the Lobbying Bureau (the “Lobbying Bureau”) of the Office of the City Clerk (the “City Clerk”) pursuant to § 3-212(c) of the Administrative Code of the City of New York (the “Administrative Code”), the text of which follows:

The city clerk shall prepare and post on the internet an annual report relating to the administration and enforcement of the provisions of this subchapter. Such report shall contain information regarding (i) the number of complaints received from the public and the disposition of such complaints; (ii) the number and amount of civil penalties imposed pursuant to subdivisions (a), (b), (c) and (d) of section 3-223 of this subchapter; (iii) the number and duration of orders issued pursuant to subdivision (a) of section 3-223 of this subchapter; (iv) the number of random audits conducted by the city clerk and outcomes thereof; (v) compliance programs developed and implemented for lobbyists and clients; (vi) the types and number of requests for assistance related to the lobbying law received by the city clerk, and, as soon as practicable, the average response and resolution times of such requests; (vii) the number of lobbyists filing statements of registration pursuant to section 3-213 of this subchapter for the first time; (viii) the subject matter of lobbying activity most frequently reported by lobbyists; (ix) the lobbying targets most frequently reported by lobbyists; (x) the lobbyists that received the highest compensation; and (xi) such other information and analysis as the city clerk deems appropriate. Such report shall be posted on the internet no later than March first of each year and shall contain information relating to the preceding calendar year.

Listed hereafter is the information required by the Administrative Code for calendar year 2020.

(i) Number of complaints received from the public and the disposition of such complaints.

In 2020, there were 3 remaining open complaints regarding possible violations of the Administrative Code. Two complaints were closed in 2020; one complaint remains open as of February 2021.

With respect to the closed complaints, the first alleged that Metropolitan Public Strategies, Inc. (“MPS”) violated Administrative Code §§ 3-213(a)(1); 3-216(a)(1) or 3-217(a) *et seq.* in 2017. After review of this complaint and a subsequent investigation, the City Clerk found no probable cause that MPS violated the Administrative Code.

The second alleged that Airbnb, Inc. (“Airbnb”) and Kirsten John Foy (“Foy”) violated Administrative Code §§ 3-213(a)(1); 3-216(a)(1) or 3-217(a) *et seq.* in 2017. After review of this complaint and a subsequent investigation, the City Clerk found no probable cause that Airbnb or Foy violated the Administrative Code.

The third complaint remains under investigation.

(ii) Number and amount of civil penalties imposed pursuant to subdivisions (a), (b), (c) and (d) of § 3-223 of the Administrative Code.

Violators of the Lobbying Law are subject to the penalties detailed in Administrative Code § 3-223 *et seq.* Pursuant to Administrative Code § 3-223(a), the penalties for knowing and willful violations of the Lobbying Law include: a civil penalty not to exceed \$30,000; the issuance of a cease and desist order; or both a civil penalty and a cease and desist order. Pursuant to Administrative Code § 3-223(b), violators are subject to a civil penalty not to exceed \$30,000 for violating a cease and desist order or for violating the proscription against contingency agreements. In addition to penalties for any late filing, pursuant to Administrative Code § 3-223(c), violators may be subject to a civil penalty, not to exceed \$20,000, if a violation is not cured. Lastly, for any violation of the Lobbying Law not covered in the foregoing provisions, pursuant to Administrative Code § 3-223(d), violators may be subject to a civil penalty not to exceed \$20,000, if a violation is not cured.

Listed below are the late filing and civil penalties¹ incurred for each reporting period as of February 9, 2021.

2019 Annual Reports (Client Annual Reports and Sixth Periodic Reports)

The Lobbying Bureau identified 43 Lobbyists² that failed to timely file an aggregate of 53 annual reports³ for 2019. For this failure, such Lobbyists incurred \$7,875.00 in aggregate late filing penalties. (See [Appendix A](#) attached hereto.)

The Lobbying Bureau identified 251 late client annual reports. For this failure, such clients incurred \$75,892.50 in aggregate late filing penalties. (See [Appendix B](#) attached hereto.)

No civil penalties were warranted for the late filing of annual reports.

2020 Statements of Registration and Periodic Reports

The Lobbying Bureau identified 87 Lobbyists who failed to timely file an aggregate of 140 statements of registration. For this failure, such Lobbyists incurred \$74,135 in aggregate late filing penalties. (See [Appendix C](#) attached hereto.) No civil penalties were warranted in connection with such failures.

Notices to Cure were sent to Lobbyists who failed to timely pay registration fees or submit retainer agreements or amended retainer agreements. The Lobbyists cured such failures either by paying the fees or submitting the retainers. The Lobbying Bureau identified 1 Lobbyist who failed to timely submit an amended retainer agreement. For this failure, such Lobbyist incurred \$566.61 in aggregate civil penalties. (See [Appendix D](#) attached hereto.)

The Lobbying Bureau identified 3 Lobbyists who failed to timely file an aggregate of 3 first periodic reports. For this failure, such Lobbyists incurred \$4,337.50 in aggregate late filing penalties. (See [Appendix E](#) attached hereto.) Please note, due to the COVID-19 pandemic a blanket extension was granted for all first periodic reports until April 30, 2020.

¹ The late filing penalties contained in this report are restricted to penalties resulting from the late filing of 2019 annual reports (client annual reports and sixth periodic reports) and 2020 filings including: statements of registration, first through fifth periodic reports, and first through fifth periodic fundraising and political consulting reports.

² As used throughout this report, “Lobbyists” refers to lobbying firms as well as lobbyist/client filers.

³ The Lobbying Bureau has historically treated the sixth periodic report as equivalent to an annual report for lobbyists.

The Lobbying Bureau identified 29 Lobbyists who failed to timely file an aggregate of 70 second periodic reports. For this failure, such Lobbyists incurred \$8,947.50 in aggregate late filing penalties. (See [Appendix F](#) attached hereto.)

The Lobbying Bureau identified 19 Lobbyists who failed to timely file an aggregate of 22 third periodic reports. For this failure, such Lobbyists incurred \$6,277.50 in aggregate late filing penalties. (See [Appendix G](#) attached hereto.)

The Lobbying Bureau identified 29 Lobbyists who failed to timely file an aggregate of 41 fourth periodic reports. For this failure, such Lobbyists incurred \$6,020 in aggregate late filing penalties. (See [Appendix H](#) attached hereto.)

The Lobbying Bureau identified 31 Lobbyists who failed to timely file an aggregate of 40 fifth periodic reports. For this failure, such Lobbyists incurred \$5,400 in aggregate late filing penalties. (See [Appendix I](#) attached hereto.)

2020 Fundraising and Political Consulting Reports

The Lobbying Bureau identified 3 Lobbyists who failed to timely file a total of 3 fundraising and political consulting reports. For this failure, such Lobbyists incurred \$2,600.00 in aggregate late filing penalties. (See [Appendix J](#) attached hereto.)

No civil penalties were warranted for the late filing of fundraising and political consulting reports.

2020 Termination Notices

Seventy Notices to Cure were sent to Lobbyists and 331 Notices to Cure were sent to clients who failed to timely file terminations notices. The filers cured such failures either by filing the missing termination notice or extending the lobbying contract. One client failed to timely cure. For this failure, the client incurred \$699.93 in civil penalties. (See [Appendix K](#) attached hereto.)

(iii) Number and duration of orders issued pursuant to subdivision (a) of § 3-223 of the Administrative Code.

None.

(iv) Number of random audits conducted by the city clerk and outcomes thereof.

The Lobbying Bureau selected 45 Lobbyists for audit in 2020. The audits encompass an examination of all filings made in 2019 by the randomly selected Lobbyists and associated clients, to determine if such filings were complete, accurate, timely filed and otherwise in compliance with the Lobbying Law. The audits normally result in the issuance of findings and required actions. Examples of previous audit findings include: reporting incorrect compensation and expenses; failing to report reimbursed expenses; failing to file termination notices; failing to properly describe subject details; failing to file correct targets; inadvertently listing the names of children of lobbying employees in the statement of registration; and inadvertently removing the names of lobbying employees from the statement of registration. Examples of previous required actions include: correcting compensation and expense amounts; reporting reimbursed expenses; filing termination notices; amending reports to properly describe subject details; correcting targets; removing the names of children of lobbying employees from the statement of registration; and amending the statement of registration to relist incorrectly removed names of employees.

(v) Compliance programs developed and implemented for lobbyists and clients.

The Lobbying Bureau works with filers⁴ to improve compliance with the Lobbying Law in a variety of ways including training, outreach and other educational efforts. In addition, the Lobbying Bureau receives numerous telephone and e-mail inquiries throughout the year for: assistance with filing reports; questions regarding requirements of the Lobbying Law; and technical assistance with e-Lobbyist. See [*\(vi\) The types and number of requests for assistance related to the lobbying law received by the city clerk*](#) for further information. Responding to these questions and requests for assistance continues to be an integral part of the Lobbying Bureau's daily functions.

⁴ As used throughout this report, unless otherwise stated, "filers" refers to lobbyist entities, lobbyist/client entities and clients.

Training

The Lobbying Bureau instituted a mandatory training program for Lobbyists in 2016 as required by the Lobbying Law. Lobbyists must complete the training biennially. If a lobbyist registers 30 or more clients and lists 5 or more lobbying officers or employees, then 2 officers or employees, 1 of whom must have lobbied in the prior year, must complete the training.

In 2020, in connection with the mandatory training program, the Lobbying Bureau conducted 17 trainings with approximately 333 attendees. Five lobbyist training sessions were held and 12 lobbyist/client filer training sessions were held. Each session included a detailed overview of the requirements of the Lobbying Law and provided in-depth instructions on filing reports in e-Lobbyist. Five sessions were held in person and the remaining 12 sessions were held remotely via Zoom. Forty-one filers opted to fulfill the training program via pre-recorded video.

Approximately, 12 Notices to Cure were served in connection with the failure of Lobbyists to attend mandatory training. All Lobbyists subsequently cured the violation by attending training within the required cure period. No civil penalties were warranted for failure to attend training.

Outreach Efforts

Notification to Recipients of Discretionary Funds under the City Council Fiscal Year 2021 Adopted Expense Budget - Schedule C

The Lobbying Bureau sent approximately 1,800 emails to entities that received discretionary funding from the City Council for fiscal year 2021 that were not registered Lobbyists. Enclosed with the email was a summary of the Lobbying Law. The email alerted entities to the Lobbying Law and encouraged them to review their activities and related compensation and expenses to determine whether or not they were required to comply. The Lobbying Bureau received numerous telephone and email inquiries as a result of this outreach effort.

Comparison of New York City and New York State Lobbying Reports

The Lobbying Bureau continued its efforts to uncover unreported City lobbying in 2020 by comparing 6,866 statements of registration filed with the Joint Commission on Public Ethics (“JCOPE”) with statements of registration filed with the Lobbying Bureau as of October 19, 2020.

In total, 17 entities reported lobbying City targets with JCOPE but did not file a statement of registration with the Lobbying Bureau. As a result, the Lobbying Bureau sent notices to the entities. The entities submitted affidavits affirming that they were not required to file statements of registration because: (1) the entity inadvertently listed a City target on the JCOPE statement of registration when no City lobbying took place; or (2) the entity did not exceed the \$5,000 reporting threshold for City lobbying.

Other Compliance Efforts

The Lobbying Bureau examines reports filed on e-Lobbyist to determine the accuracy of the information contained in the statements of registration, retainer agreements and periodic reports. In 2020, the Lobbying Bureau reviewed all retainer agreements filed by lobbyists to ensure that the retainer agreements complied with the Lobbying Law.

Retainer Issues

All retainer agreements must contain: (1) the compensation payable to the Lobbyist; (2) the client’s name; (3) the terms of any third-party payments for the lobbyist’s services; and (4) the duration of the term of representation, including the specific start date. *See* Chapter 1 of Title 51 of the Rules of the City of New York § 1-08. The Lobbying Bureau identified approximately 47 statements of registration which contained retainer issues including: (1) failure to include a full force and effect letter, (2) failure to upload the original retainer with the amended retainer, and (3) uploading the wrong retainer. Non-compliant Lobbyists were contacted and required to correct the retainer issues within the cure period. Six Notices to Cure were served on 4 Lobbyists. No civil penalties were imposed for retainer issues.

Date Issues

In order to resolve date discrepancies, the Lobbying Bureau cross-checked start and end dates listed on the statements of registration with the corresponding retainer agreements contained in e-Lobbyist. The Lobbying Bureau identified approximately 119 statements of registration which contained issues with start and end dates in Lobbyists' filings by comparing the dates on the statements of registration with the dates listed on the related retainer agreements. Lobbyists were instructed to cure by amending either the date on the statement of registration or the date on the corresponding retainer agreement.

No notices to cure were served nor were any civil penalties imposed for date issues.

Entity Name Issues

In order to resolve name discrepancies, the Lobbying Bureau cross-checked client names listed on the statements of registration and retainer agreements with the client enrollment name. The Lobbying Bureau identified 31 statements of registration which contained entity name issues. Notices to Cure were served on 4 Lobbyists for a total of 7 entity name issues. The Lobbyists were instructed to cure by: (1) filing an amended statement of registration with an amended retainer agreement listing the correct name; or (2) enrolling the new entity and filing reports under the new entity name.

For the above-described entity name issues, the Lobbying Bureau identified 1 Lobbyist who failed to timely correct 3 reports within the cure period. For these failures, such Lobbyist incurred \$2,466.42 in civil penalties. (See [Appendix D](#) attached hereto.)

(vi) The types and number of requests for assistance related to the lobbying law received by the city clerk.

In 2020, the Lobbying Bureau recorded its activities and the types and number of requests received.⁵ From January 1, 2020 through December 31, 2020, the Lobbying Bureau's time was allocated as follows: compliance 36%, audits 35%, investigations 10%, enforcement

⁵ All data is compiled from information recorded and reported by Lobbying Bureau staff members and constitute best estimates.

9%, e-Lobbyist assistance 5%, outreach/training 4%, and administration 1% (see page [38](#)).⁶ In addition, the Lobbying Bureau received approximately 972 telephone calls (see pages [39-41](#)) and 4,285 email requests (see pages [42-44](#)). The majority of telephone calls involved filers requesting technical assistance with completing a filing on e-Lobbyist. The majority of emails consisted of compliance inquiries.

(vii) The number of lobbyists filing statements of registration pursuant to § 3-213 of the Administrative Code for the first time.

In 2020, 33 Lobbyists filed statements of registration for the first time. This is a 3% decrease from the previous year. Twelve of these entities are lobbyists and 21 entities are lobbyist/client filers. The 21 lobbyist/client filers' industry categories were reported as follows: 8 public, community interest and not-for-profit organization; 4 real estate, construction, engineering and developer; 3 technology, telecommunications and other media; 2 banking and financial services; 2 health, 1 law; and 1 transportation.

(viii) The subject matter of lobbying activity most frequently reported by lobbyists and lobbyist/client filers.

See [Analysis of Lobbying Data](#) and charts on pages [34-35](#).

(ix) The lobbying targets most frequently reported by lobbyists and lobbyist/client filers.

See [Analysis of Lobbying Data](#) and chart on page [36](#).

(x) The lobbyists and lobbyist/client filers that reported the highest compensation.

See [Analysis of Lobbying Data](#) and charts on pages [12-18](#) and [22-25](#).

⁶ Total may vary due to rounding.

(xi) Other information and analysis.

Number of Reporting Lobbyists and Clients

As of February 25, 2021, approximately 1,922 Lobbyists and 6,000 clients were enrolled in e-Lobbyist. In 2020, approximately 2,728 statements of registration were filed on e-Lobbyist and Lobbyists paid approximately \$196,300 in registration fees.

Outlook For 2021

In 2021, the Lobbying Bureau will remain focused on compliance and enforcement of the Lobbying Law. The Lobbying Bureau will continue to confirm the veracity of reports filed by Lobbyists and clients and continue to check information contained in the reports to verify the accuracy of the filings and resolve any discrepancies.

The Lobbying Bureau will continue to respond to requests for guidance and interpretations of the Lobbying Law. We will continue our mandatory training program which includes instruction on e-Lobbyist and the requirements of the Lobbying Law. The Lobbying Bureau will continue to identify consistent trends of noncompliance and highlight those areas in our training materials and enforcement procedures.

In 2020, the Lobbying Bureau updated its training program to include remote training alternatives. The Lobbying Bureau will also continue to fulfill its statutory duties including conducting random audits and investigating unreported lobbying.

The Lobbying Bureau, in conjunction with the Department of Information Technology and Telecommunications (“DoITT”), will continue the process of developing a new e-Lobbyist system. The new system will seek to enhance the user-friendliness of the system including: text changes to screens and the user-guide; adding more drop-downs to replace free-form fields; improving the functionality of the automatic e-Lobbyist emails; and implementation of an enhancement which will permit lobbyist/client filers, whose total compensation is between \$5,000 and \$10,000, to file 2 periodic reports per year instead of 6.

The Lobbying Bureau, in conjunction with DoITT, will continue to make information available via [NYC Lobbyist Search](#), the public database of filings. The enhanced lobbyist search has enabled the Lobbying Bureau to further its mission of increasing transparency in government and allowed requests for information to be fulfilled more efficiently.

The Lobbying Bureau has drafted amended rules regarding the definition of lobbying applicable to architects and engineers as mandated by the Lobbying Law. The amended rules have been submitted for review. The City Clerk anticipates finalizing the rule changes in 2021 though the ongoing COVID-19 pandemic may prolong this estimated timeline.

Analysis of Lobbying Data⁷

Each year the Lobbying Bureau analyzes the available data and reports on various macro and micro trends in City lobbying. In addition, the Lobbying Bureau receives many requests for information about City lobbying activity from the media and government watchdog organizations. In order to facilitate the transparency goals of the Lobbying Law, and in response to requests for information, lobbying data comparisons and analyses are included in the subsequent pages of this report. The data includes: top ten list of lobbyists based on compensation (see pages [12-18](#)); top lobbyists ranked by number of clients (see pages [19-21](#)); and top lobbyists ranked by number of employees (see page [30](#)).

The analyses of lobbyist/client filers includes top ten lobbyist/client filers ranked by compensation (see pages [22-25](#)) and top lobbyist/client filers ranked by number of employees (see page [31](#)). The analyses also contain information regarding clients including: top clients ranked by total compensation paid to all retained lobbying firms (see pages [26-27](#)); top clients ranked by number of lobbying firms retained (see page [28](#)); the top ten lobbying contracts (see page [29](#)); and a breakdown of registered clients' industries (see pages [32-33](#)). Also included are the top activities by subject category (see pages [34-35](#)), top targets (see page [36](#)) and an analysis of the data reported in the fundraising reports (see page [37](#)).

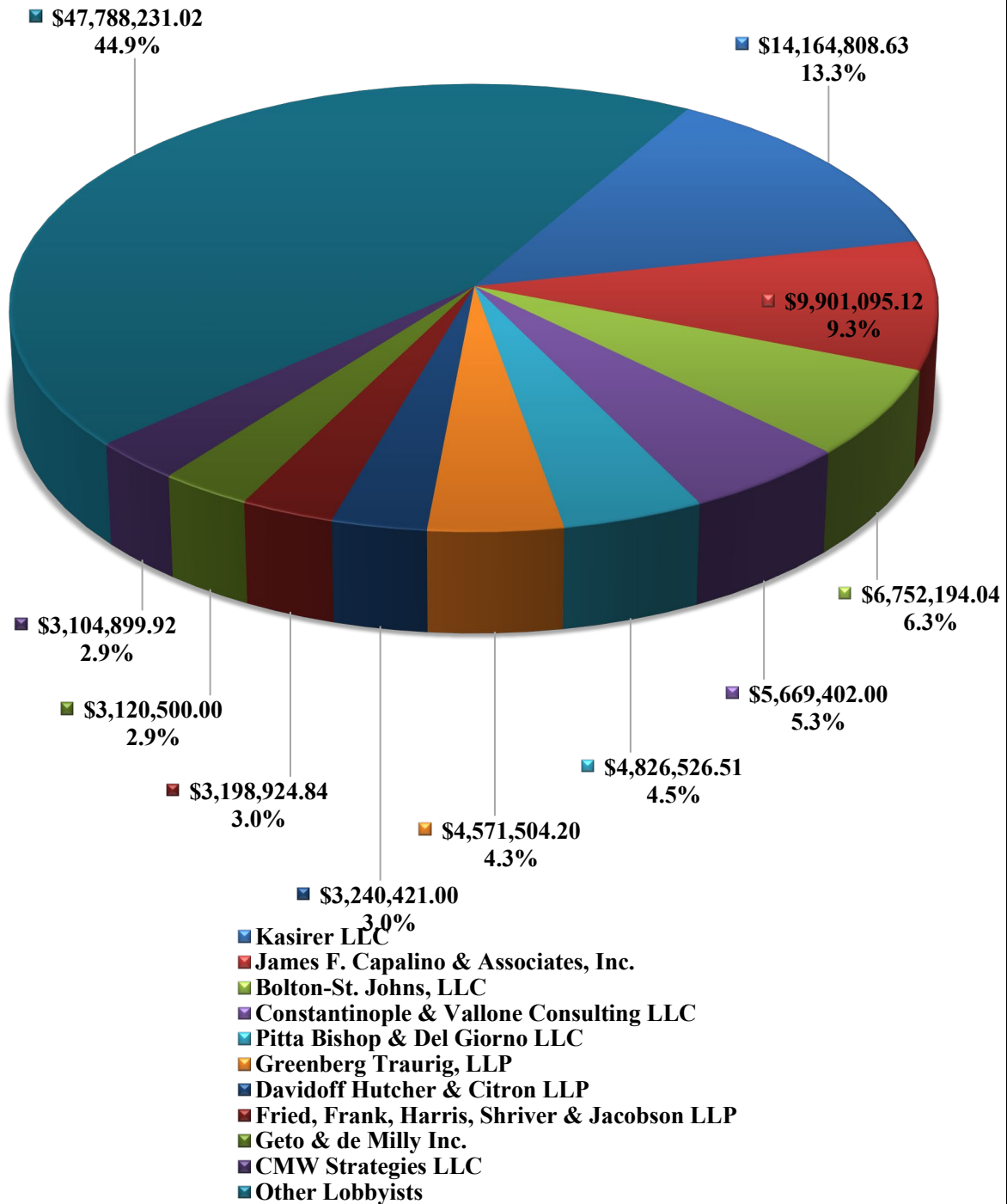
⁷ Please note, all data contained in the following charts and graphs is self-reported. All data is subject to change since filers can amend filings at any time.

TOP TEN LOBBYISTS OF 2020 BY COMPENSATION⁸

<u>Lobbyist</u>	<u>Total Compensation Reported</u>
Kasirer LLC	\$14,164,808.63
James F. Capalino & Associates, Inc.	\$9,901,095.12
Bolton-St. Johns, LLC	\$6,752,194.04
Constantinople & Vallone Consulting LLC	\$5,669,402.00
Pitta Bishop & Del Giorno LLC	\$4,826,526.51
Greenberg Traurig, LLP	\$4,571,504.20
Davidoff Hutcher & Citron LLP	\$3,240,421.00
Fried, Frank, Harris, Shriver & Jacobson LLP	\$3,198,924.84
Geto & de Milly Inc.	\$3,120,500.00
CMW Strategies LLC (fka Connelly McLaughlin & Woloz)	<u>\$3,104,899.92</u>
SUB-TOTAL	\$58,550,276.26
OTHER LOBBYISTS	<u>\$47,791,231.02</u>
TOTAL COMPENSATION	<u>\$106,341,507.28</u>

⁸ Data is based on the cumulative compensation reported by the lobbyist in its 2020 periodic reports (period one through six) and is subject to change.

TOP TEN LOBBYISTS OF 2020 BY COMPENSATION



TOP TEN LOBBYISTS OF 2019 BY COMPENSATION⁹

<u>Lobbyist</u>	<u>Total Compensation Reported</u>
Kasirer LLC	\$14,322,411.60
James F. Capalino & Associates, Inc.	\$11,945,845.46
Bolton-St. Johns, LLC	\$5,594,309.26
Constantinople & Vallone Consulting LLC	\$5,062,242.00
Pitta Bishop & Del Giorno LLC	\$4,372,511.99
Davidoff Hutcher & Citron LLP	\$4,013,902.37
Greenberg Traurig, LLP	\$3,840,723.33
Geto & de Milly Inc.	\$3,371,050.00
Connelly McLaughlin & Woloz	\$3,143,199.92
Mirram Group LLC	<u>\$3,031,919.35</u>
SUB-TOTAL	\$58,698,115.28
OTHER LOBBYISTS	<u>\$54,493,879.37</u>
TOTAL COMPENSATION	<u>\$113,191,994.65</u>

⁹ Data is based on the cumulative compensation reported by the lobbyist in its periodic reports as reported in the Lobbying Bureau Annual Report dated March 1, 2020.

TOP TEN LOBBYISTS OF 2018 BY COMPENSATION¹⁰

<u>Lobbyist</u>	<u>Total Compensation Reported</u>
Kasirer LLC	\$12,848,012.00
James F. Capalino & Associates, Inc.	\$11,070,551.04
Pitta Bishop & Del Giorno LLC	\$4,763,043.21
Bolton-St. Johns, LLC	\$4,547,891.30
Constantinople & Vallone Consulting LLC	\$4,432,492.00
Greenberg Traurig, LLP	\$3,981,466.54
Davidoff Hutcher & Citron LLP	\$3,084,123.00
Geto & de Milly Inc.	\$2,891,000.00
Connelly McLaughlin & Woloz	\$2,644,495.92
The Wright Group NY, Inc	<u>\$2,572,064.00</u>
SUB-TOTAL	\$52,835,139.01
OTHER LOBBYISTS	<u>\$49,737,050.81</u>
TOTAL COMPENSATION	<u>\$102,572,189.82</u>

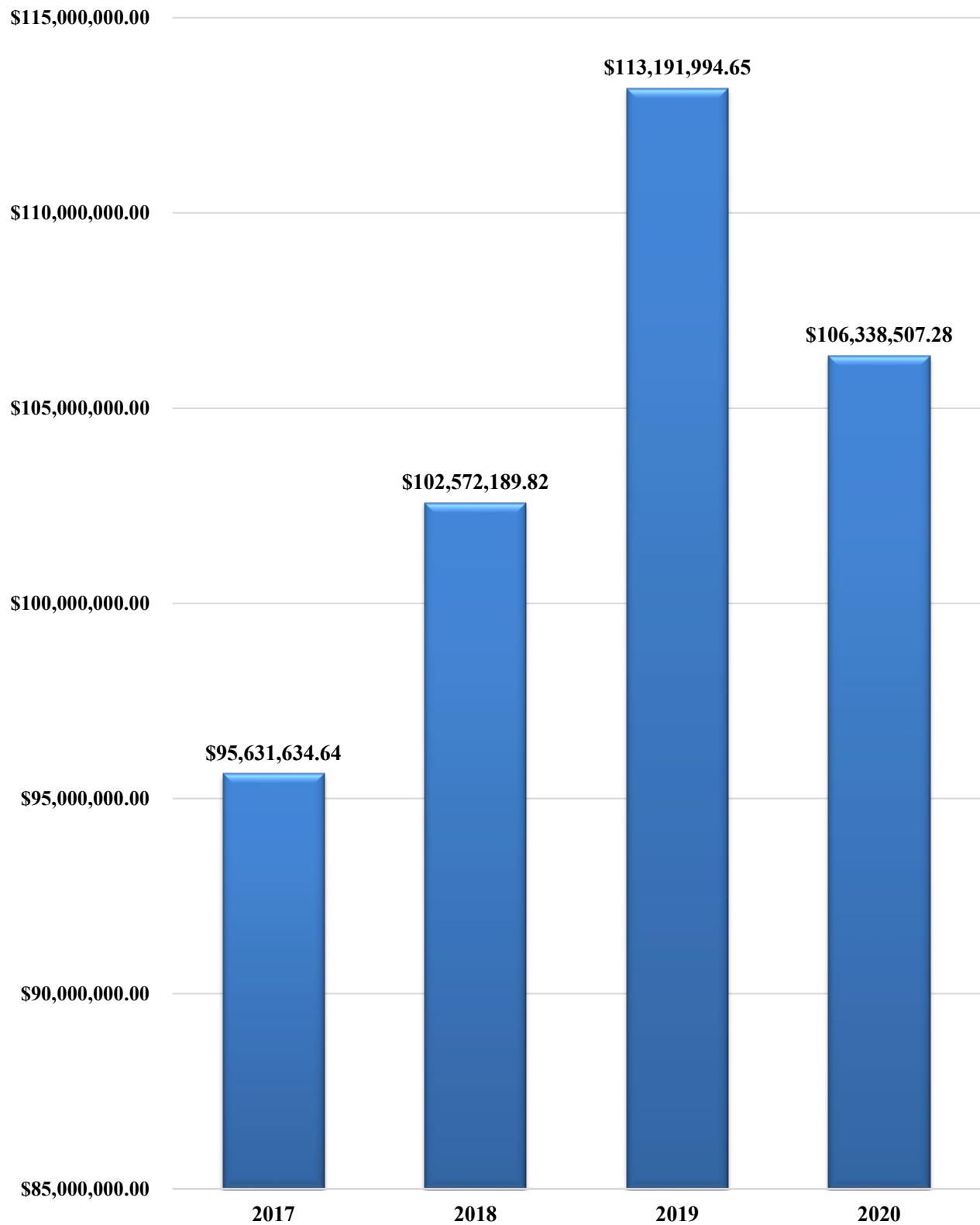
¹⁰ Data is based on the cumulative compensation reported by the lobbyist in its periodic reports as reported in the Lobbying Bureau Annual Report dated March 1, 2019.

TOP TEN LOBBYISTS OF 2017 BY COMPENSATION¹¹

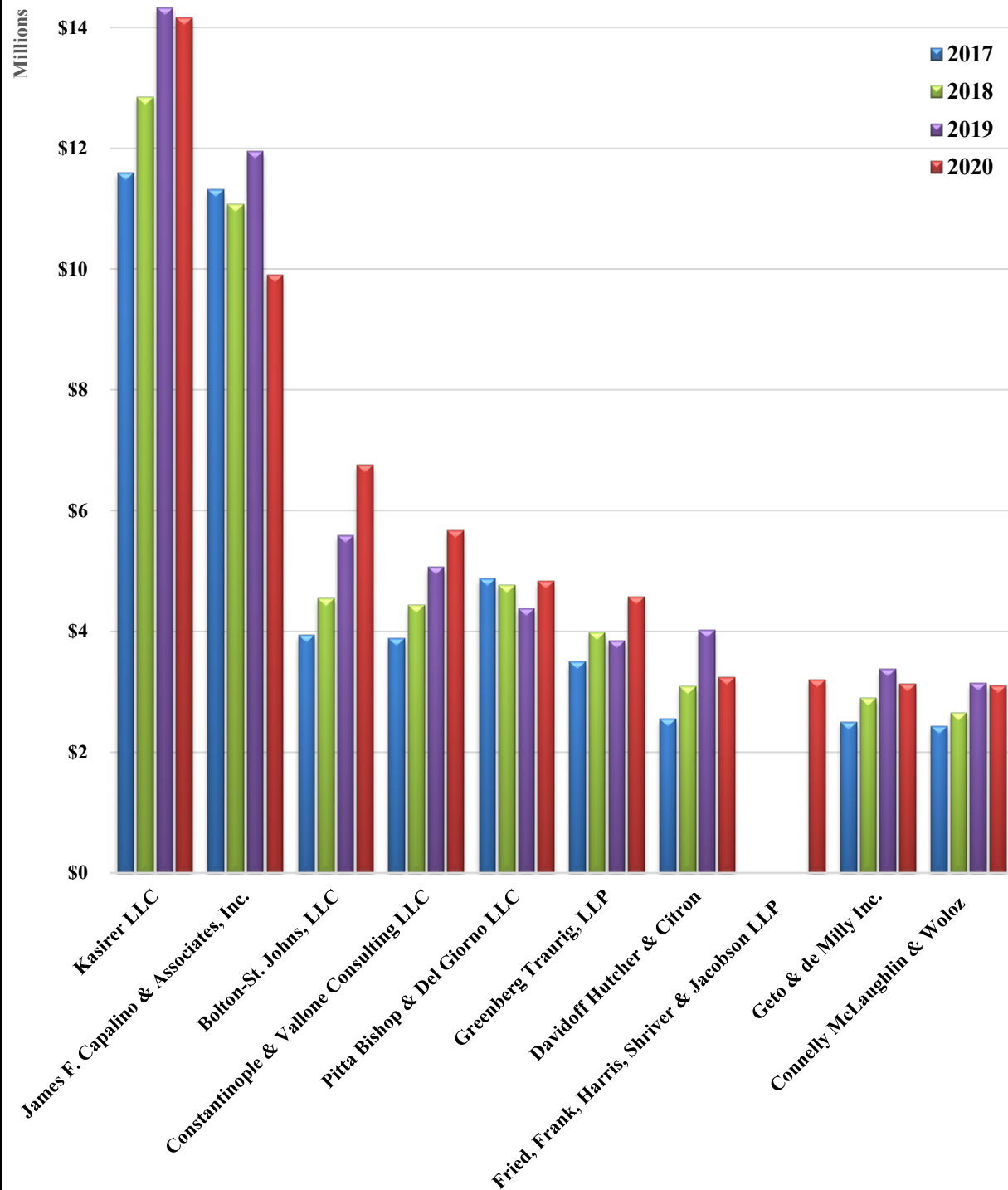
<u>Lobbyist</u>	<u>Total Compensation Reported</u>
Kasirer LLC	\$11,480,411.00
James F. Capalino & Associates, Inc.	\$11,272,802.81
Pitta Bishop & Del Giorno LLC	\$4,875,859.15
Bolton-St. Johns, LLC	\$3,930,269.96
Constantinople & Vallone Consulting LLC	\$3,882,992.00
Greenberg Traurig, LLP	\$3,492,808.65
Davidoff Hutcher & Citron LLP	\$2,550,181.00
Geto & de Milly Inc.	\$2,487,748.00
Connelly McLaughlin & Woloz	\$2,408,491.96
Kramer Levin Naftalis & Frankel LLP	<u>\$2,269,764.25</u>
SUB-TOTAL	\$48,651,328.78
OTHER LOBBYISTS	<u>\$46,980,305.86</u>
TOTAL COMPENSATION	<u>\$95,631,634.64</u>

¹¹ Data is based on the cumulative compensation reported by the lobbyist in its periodic reports as reported in the Lobbying Bureau Annual Report dated March 1, 2018.

COMPARISON OF COMPENSATION OF LOBBYISTS
FROM 2017-2020



COMPARISON OF COMPENSATION OF TOP LOBBYISTS
FROM 2017-2020*



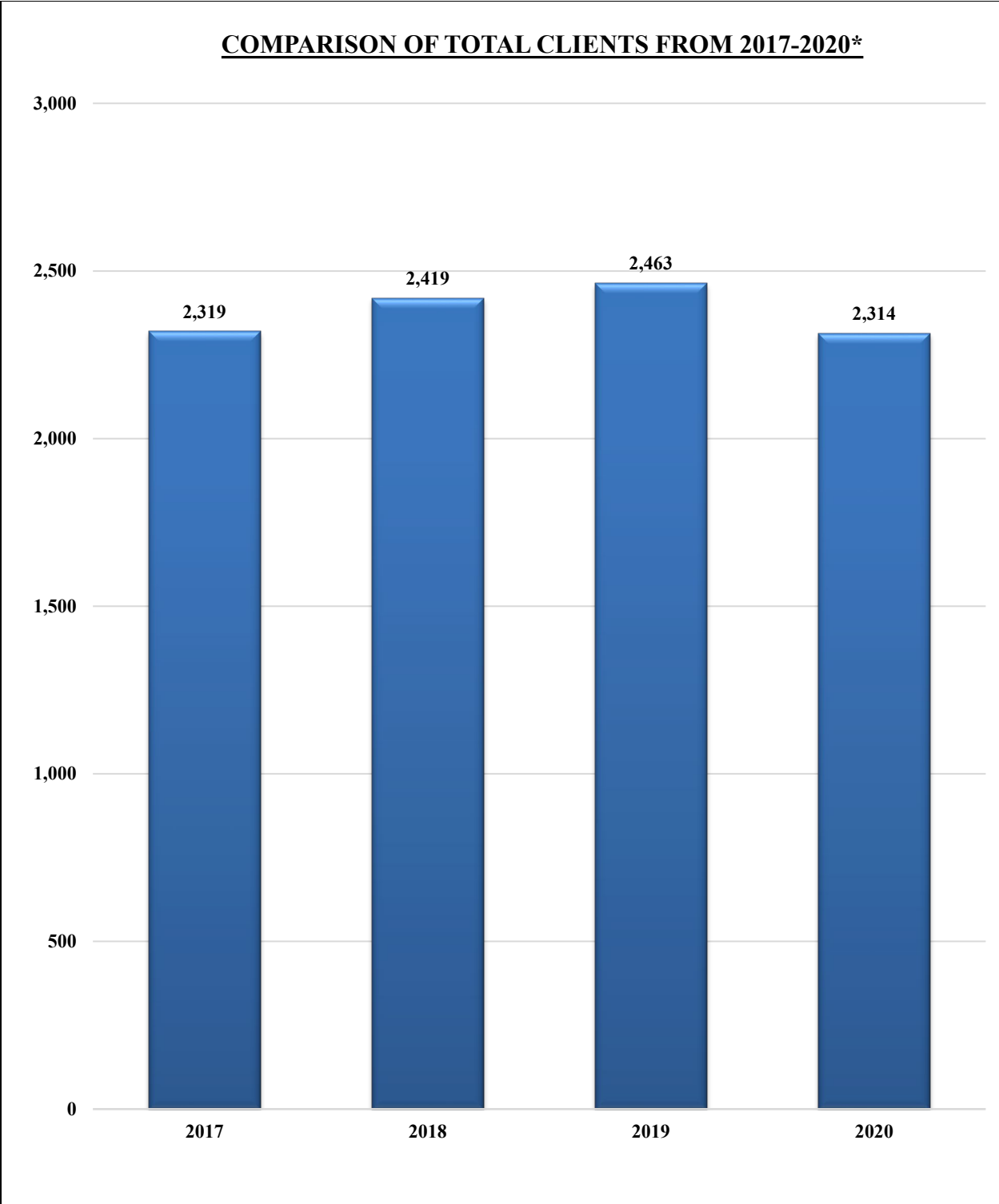
*Total may vary due to rounding. All compensation is as reported in previous annual reports. If a year is missing, the lobbying firm was not listed as a top ten lobbyist for that year.

TOP TEN LOBBYISTS OF 2020 BY NUMBER OF CLIENTS¹² REGISTERED¹³

<u>Lobbyist</u>	<u>Number of Clients Registered</u>
James F. Capalino & Associates, Inc.	233
Kasirer LLC	222
Bolton-St. Johns, LLC	133
Greenberg Traurig, LLP	113
Constantinople & Vallone Consulting LLC	99
Pitta Bishop & Del Giorno LLC	91
Eric Palatnik, P.C.	88
Davidoff Hutcher & Citron LLP	69
CMW Strategies LLC (fka Connelly McLaughlin & Woloz)	65
The Parkside Group, LLC	51

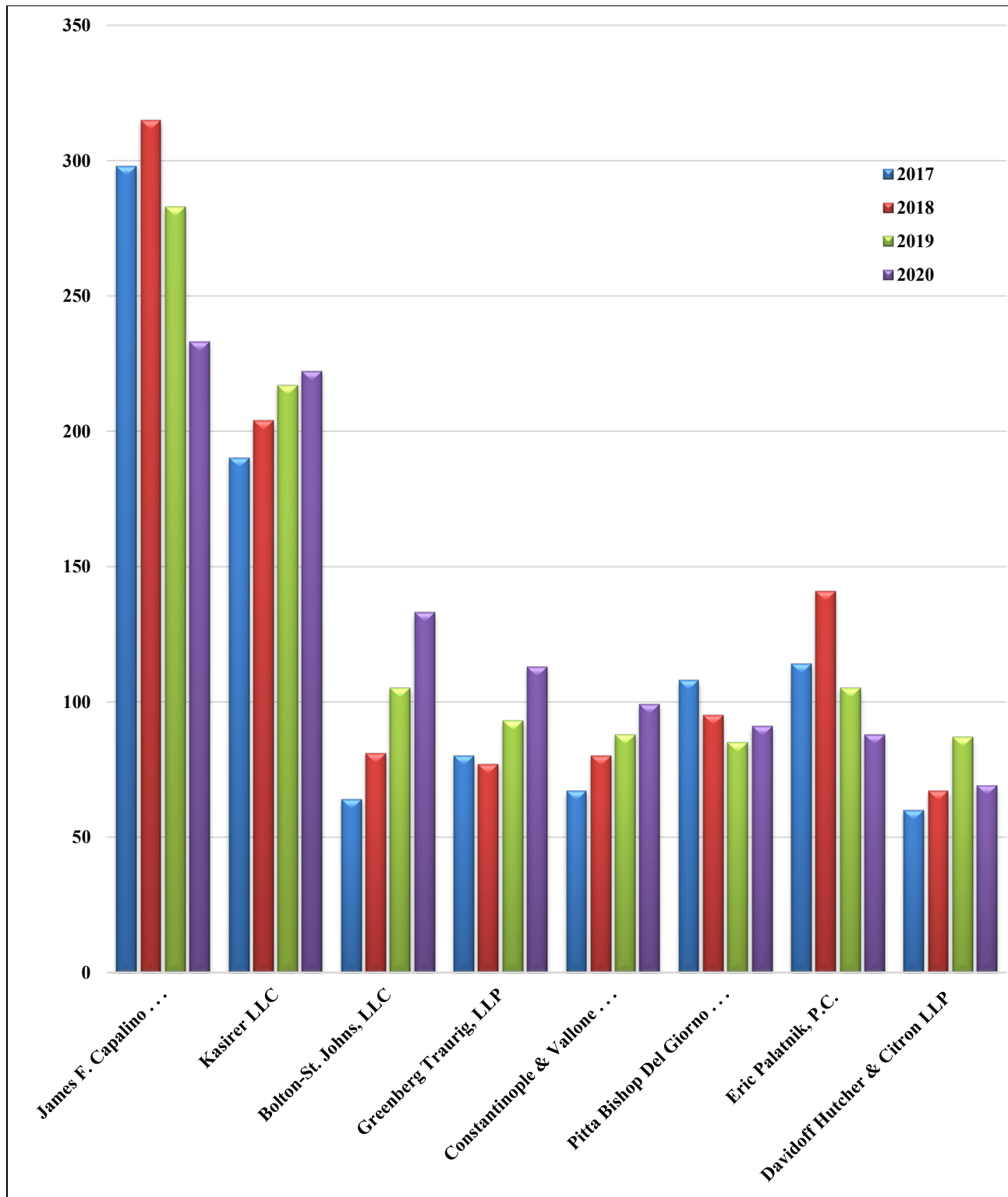
¹² “Clients” includes clients and lobbyist/client filers that reported retaining an outside lobbying entity in 2020.

¹³ Data is based on statements of registration filed by lobbyists. For previous years, the data is based on the number of clients published in the respective year’s Lobbying Bureau Annual Report.



* “Clients” includes clients and lobbyist/client filers that reported retaining an outside lobbying entity in 2020. Data is based on statements of registration filed by lobbyists. For previous years, the data is based on the number of clients published in the respective year’s Lobbying Bureau Annual Report.

COMPARISON OF TOTAL CLIENTS OF TOP LOBBYISTS FROM 2017-2020*



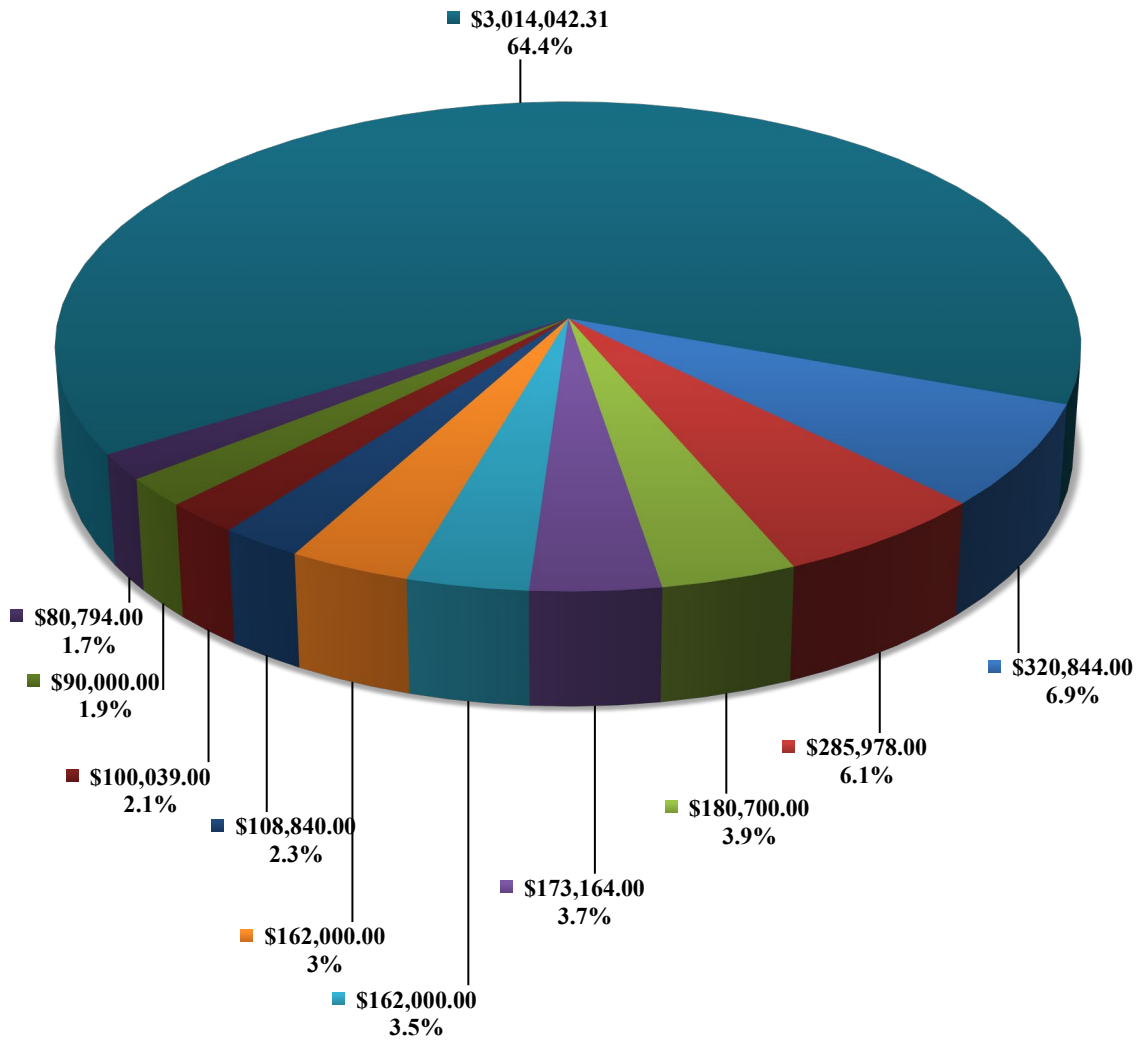
*This chart includes a comparison of top lobbyists that have appeared in the Lobbying Bureau Annual Report for years 2017-2020.

TOP TEN LOBBYIST/CLIENT FILERS OF 2020 BY COMPENSATION¹⁴

<u>Lobbyist/Client</u>	<u>Total Compensation Reported</u>
Real Estate Board of New York, Inc.	\$320,844.00
Association for Neighborhood & Housing Development, Inc.	\$285,978.00
Greater New York Hospital Association, Inc.	\$180,700.00
United Federation of Teachers	\$173,164.00
RXR Realty LLC	\$162,000.00
TakeRoot Justice	\$162,000.00
District Council 37	\$108,840.00
Lesbian and Gay Community Services Center, Inc	\$100,039.00
BioBus, Inc.	\$90,000.00
Success Academy Charter Schools, Inc.	<u>\$80,794.00</u>
SUB-TOTAL	\$1,664,359.00
OTHER LOBBYIST/CLIENTS	<u>\$3,014,042.31</u>
TOTAL COMPENSATION	<u>\$4,678,401.31</u>

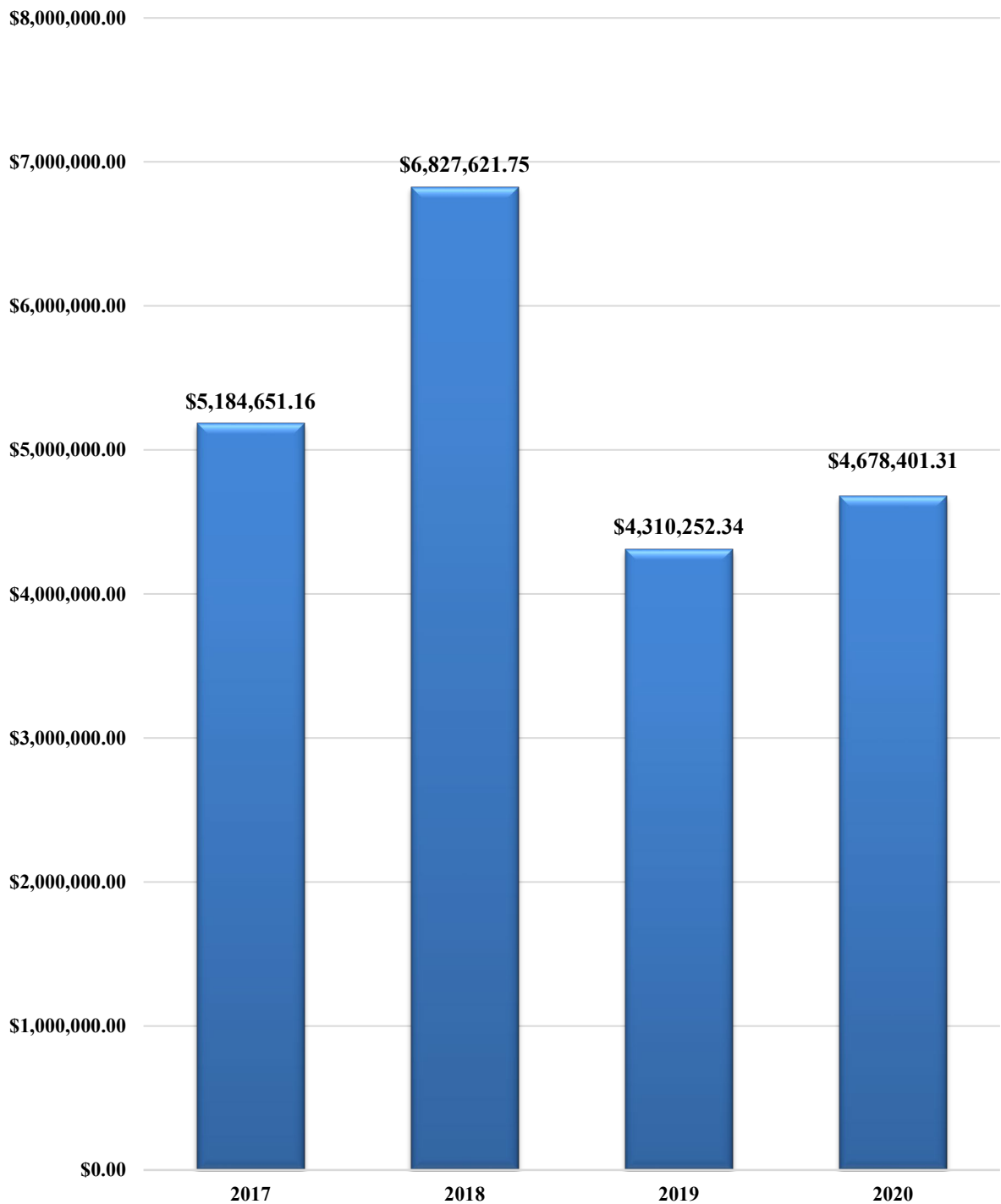
¹⁴ Data is based on cumulative compensation reported in periodic reports filed by lobbyist/client filers.

**TOP TEN LOBBYIST/CLIENT FILERS OF 2020 BY
COMPENSATION**



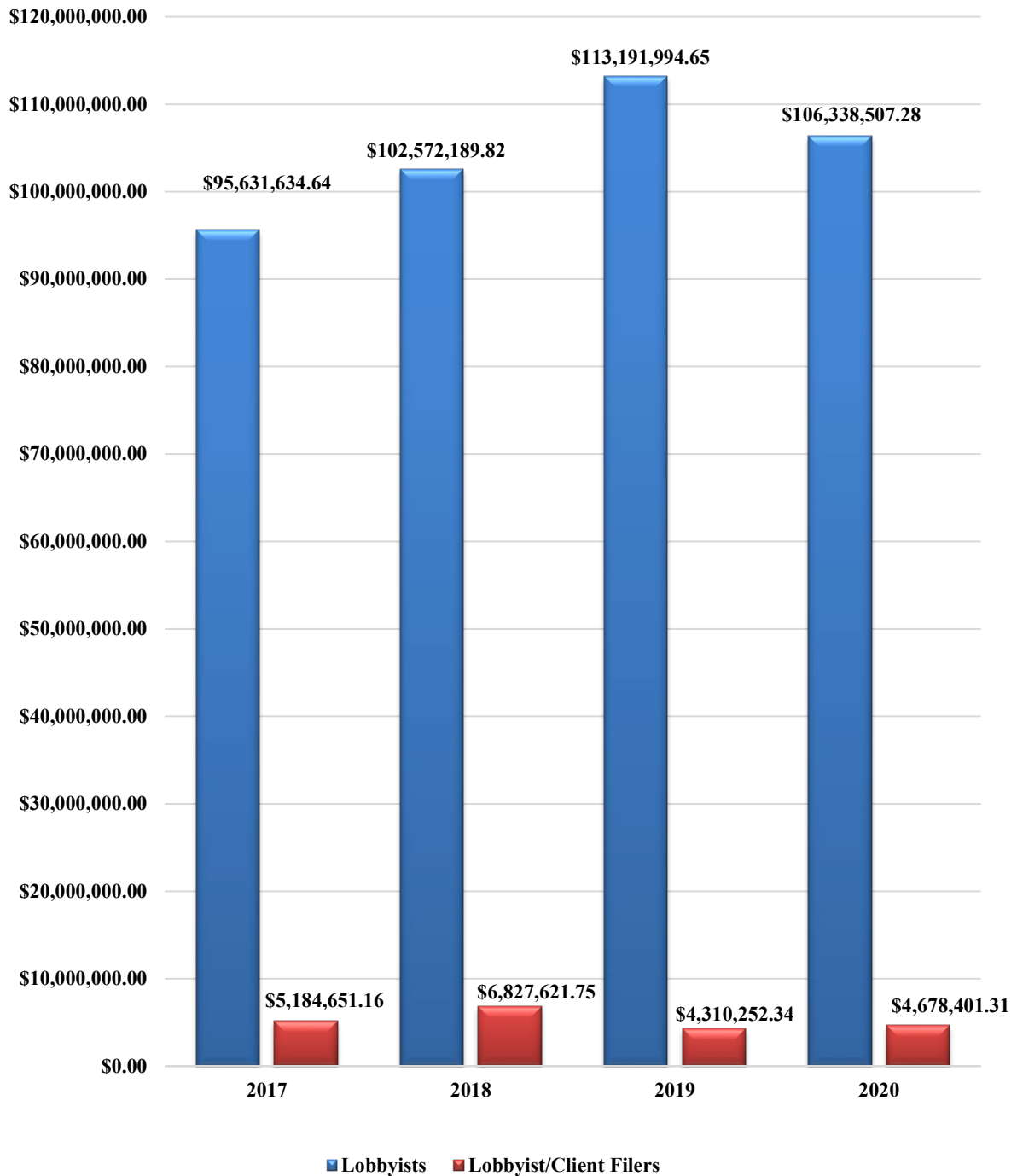
- Real Estate Board of New York, Inc.
- Association for Neighborhood & Housing Development, Inc.
- Greater New York Hospital Association, Inc.
- United Federation of Teachers
- RXR Realty LLC
- TakeRoot Justice
- District Council 37
- Lesbian and Gay Community Services Center, Inc
- BioBus, Inc.
- Success Academy Charter Schools, Inc.
- Other

COMPARISON OF LOBBYIST/CLIENT FILERS' COMPENSATION
FROM 2017-2020*



*Data is based on the cumulative compensation reported by lobbyist/client filers in its periodic reports in 2020 and as reported in the Lobbying Bureau Annual Report for the respective previous years.

**COMPARISON OF LOBBYISTS' AND LOBBYIST/CLIENT
FILERS' COMPENSATION FROM 2017-2020***



*Data is based on the cumulative compensation reported by lobbyists and lobbyist/client filers in its periodic reports in 2020 and as reported in the Lobbying Bureau Annual Report for the respective previous years.

**TOP TEN CLIENTS¹⁵ OF 2020 BY COMPENSATION TO
ALL RETAINED LOBBYING FIRMS¹⁶**

<u>Client</u>	<u>Lobbyist</u>	<u>Compensation</u>
FWRA LLC	Constantinople & Vallone Consulting LLC	\$36,000.00
	James F. Capalino & Associates, Inc.	\$131,250.00
	Stroock & Stroock & Lavan LLP	<u>\$1,012,990.12</u>
		<u>\$1,180,240.12</u>
Two Pillars LLC	L&L MAG LLC	\$175,000.00
	Bryan Cave Leighton Paisner LLP	<u>\$591,582.00</u>
		<u>\$766,582.00</u>
NYS Trial Lawyers Association, Inc.	Beaudoin & Company, LLC	\$262,845.00
	Patrick B. Jenkins & Associates	<u>\$480,000.00</u>
		<u>\$742,845.00</u>
Charter Comm. Operating, LLC	Kasirer LLC	\$150,000.00
	Mercury Public Affairs, LLC	\$120,000.00
	Mirram Group LLC	\$132,000.00
	Patrick B. Jenkins & Associates	<u>\$180,000.00</u>
		<u>\$582,000.00</u>
RXR Development Services LLC	Fried, Frank, Harris, Shriver & Jacobson LLP	\$502,457.72
	Global Strategy Group, LLC	\$30,000.00
	Tonio Burgos & Associates, Inc.	<u>\$30,000.00</u>
		<u>\$562,457.72</u>
RAI Services Company	Bolton-St. Johns, LLC	\$171,999.96
	JEM Associates NY, LLC	\$120,000.00
	M3L Global Strategies Group LLC	\$5,700.00
	Multicultural HealthCare Marketing Group LLC	\$68,700.00
	YORK GROUP ASSOCIATES LLC	<u>\$137,500.00</u>
		<u>\$503,899.96</u>
BP 347 Madison Associates, LLC	Fried, Frank, Harris, Shriver & Jacobson LLP	\$170,209.50
	Kohn Pedersen Fox Associates P.C.	<u>\$330,135.00</u>
		<u>\$500,344.50</u>

¹⁵ The compensation reported does not include compensation reported as a lobbyist/client filer. It only includes compensation reported paid to outside lobbying firms.

¹⁶ Data is based on the cumulative compensation reported by the lobbyist in its 2020 periodic reports.

Northwell Health, Inc.	Blue Sky Real Estate Services LLC	\$60,000.00
	Ennead Architects LLP	\$3,040.00
	Fried, Frank, Harris, Shriver & Jacobson LLP	\$152,975.70
	Kasirer LLC	\$240,000.00
	Peck, Madigan, Jones & Stewart, Inc.	\$1,500.00
	The Ickes and Enright Group, Inc.	<u>\$1,500.00</u>
		<u>\$459,015.70</u>
RP Inlet, LLC	Herrick, Feinstein LLP	\$253,350.44
	James F. Capalino & Associates, Inc.	\$125,000.00
	Mirram Group LLC	<u>\$80,000.00</u>
		<u>\$458,350.44</u>
Latchable, Inc.	Blue Suit Strategies, LLC	\$27,500.00
	Tusk Strategies, Inc.	<u>\$420,000.00</u>
		<u>\$447,500.00</u>

TOP CLIENTS OF 2020 BY RETAINED LOBBYING FIRMS¹⁷

<u>Client</u>	<u>Number of Firms Retained</u>
MADDD Equities LLC	6
Northwell Health, Inc.	6
Arker Diversified Companies	5
Hall Street Real Estate LLC	5
RAI Services Company	5
1-10 Bush Terminal Owner, LP with 19-20 Bush Terminal Owner, LP	4
3 East 89 Holding LLC	4
Altria Client Services LLC	4
Charter Communications Operating, LLC	4
New York Blood Center, Inc.	4
Oracle America, Inc.	4
Perfetto Contracting Co. Inc.	4
The Mount Sinai Hospital	4
Tishman Speyer Properties, L.P.	4
Two Trees Management Co., LLC	4
Uber Technologies, Inc.	4
Vornado Realty L.P.	4

¹⁷ Data is based on statements of registration filed by lobbyists and only includes lobbyist/client filers who have retained an outside lobbyist.

TOP TEN LOBBYING CONTRACTS IN 2020
(COMPENSATION PAID¹⁸ TO ONE LOBBYING FIRM)¹⁹

<u>Client</u>	<u>Lobbyist</u>	<u>Compensation</u>
FWRA LLC	Stroock & Stroock & Lavan LLP	\$1,012,990.12
Two Pillars LLC	Bryan Cave Leighton Paisner LLP	\$591,582.00
RXR Development Services LLC	Fried, Frank, Harris, Shriver & Jacobson	\$502,457.72
NYS Trial Lawyers Association, Inc.	Patrick B. Jenkins & Associates	\$480,000.00
Latchable, Inc.	Tusk Strategies, Inc.	\$420,000.00
Watershore Views, LLC	Cozen O'Connor	\$349,413.20
BP 347 Madison Associates, LLC	Kohn Pedersen Fox Associates P.C.	\$330,135.00
American Lion LLC	Greenberg Traurig, LLP	\$327,634.50
Brooklyn Yards Development, LLC	Cozen O'Connor	\$291,664.72
NYS Trial Lawyers Association, Inc.	Beaudoin & Company, LLC	\$262,845.00

¹⁸ The compensation reported does not include compensation reported as a lobbyist/client filer. It only includes compensation paid to outside lobbying firms.

¹⁹ Data is based on the cumulative compensation reported by the lobbyist in its 2020 periodic reports.

TOP LOBBYISTS OF 2020 BY NUMBER OF EMPLOYEES²⁰

<u>Lobbyist</u>	<u>Number of Employees</u>
Tusk Strategies, Inc.	44
Kasirer LLC	32
Greenberg Traurig, LLP	31
James F. Capalino & Associates, Inc.	30
Bolton-St. Johns, LLC	29
Akerman LLP	20
Constantinople & Vallone Consulting LLC	19
Davidoff Hutcher & Citron LLP	19
Fried, Frank, Harris, Shriver & Jacobson LLP	16
Kramer Levin Naftalis & Frankel LLP	15

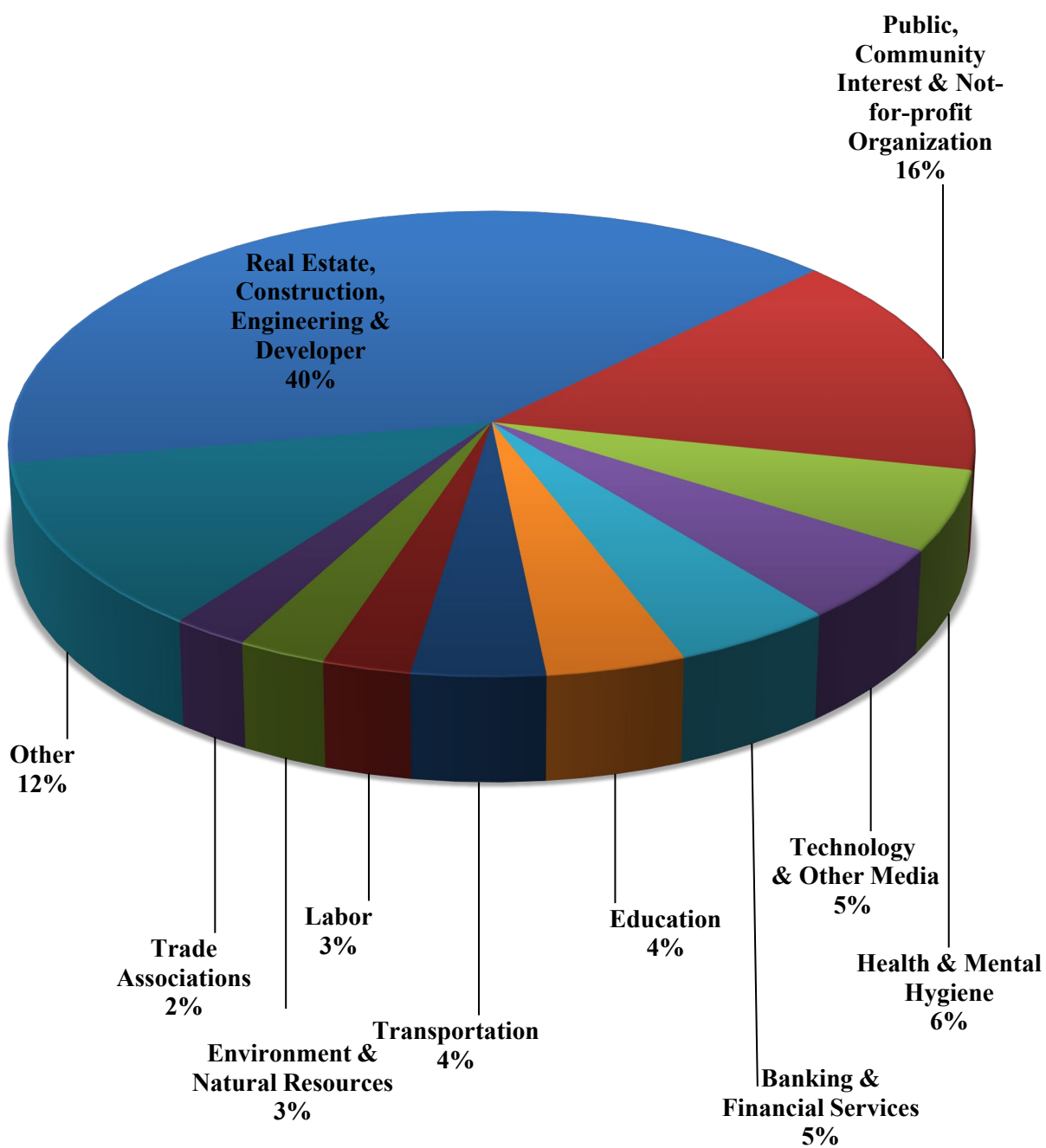
²⁰ Data is based on employees listed on the statements of registration filed by lobbyists.

TOP LOBBYIST/CLIENT FILERS OF 2020 BY NUMBER OF EMPLOYEES²¹

<u>Lobbyist</u>	<u>Number of Employees</u>
Make the Road New York	89
Consolidated Edison, Inc.	85
Fund for the City of New York, Inc.	67
Legal Services NYC	62
SCO Family of Services	38
The Legal Aid Society	38
Catholic Charities Community Services, Archdiocese of New York	31
CAMBA, Inc.	27
United Federation of Teachers	27
Community Service Society of New York	25

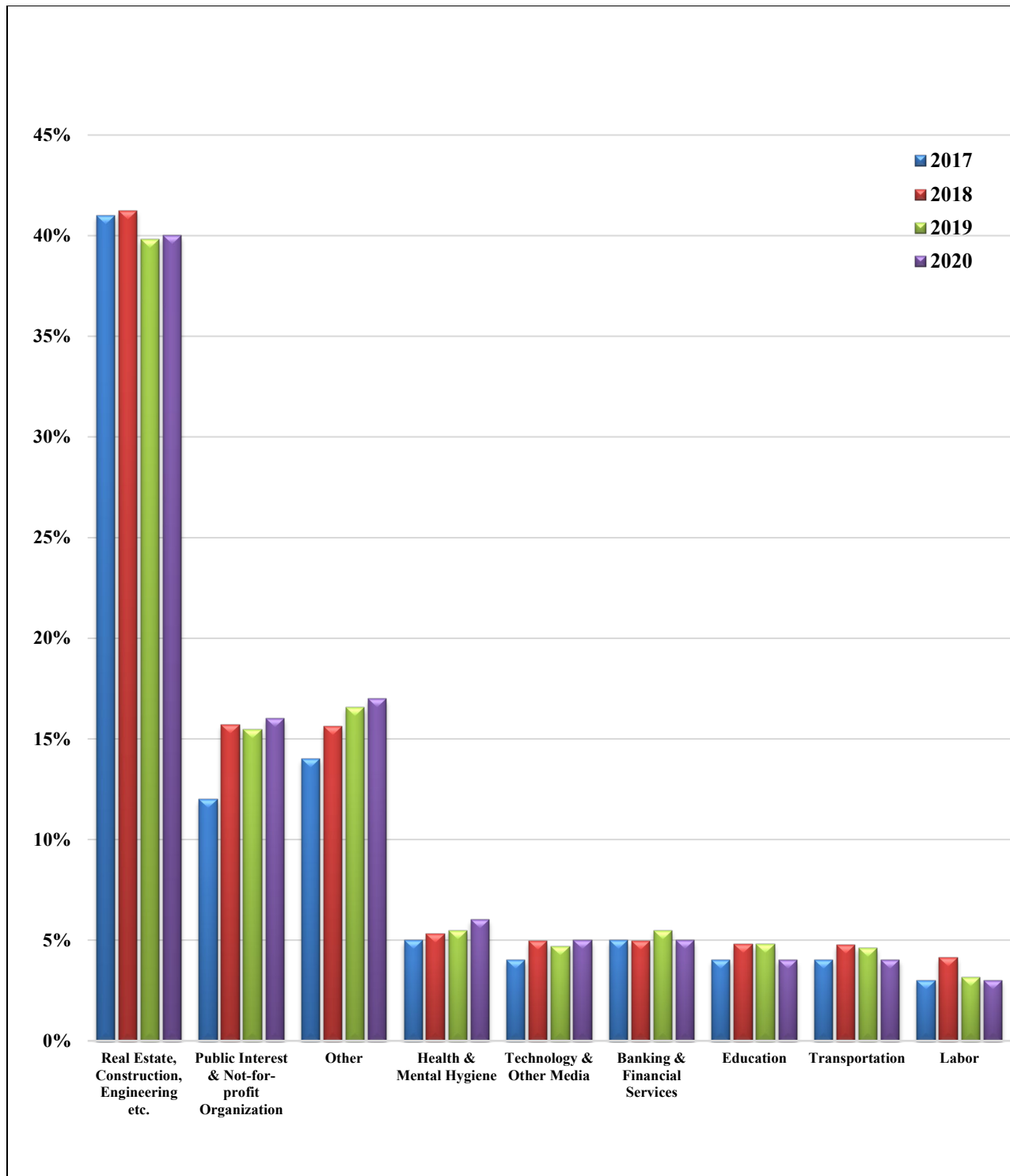
²¹ Data is based on employees listed on the statements of registration filed by lobbyist/client filers.

DISTRIBUTION OF CLIENTS' INDUSTRIES IN 2020*



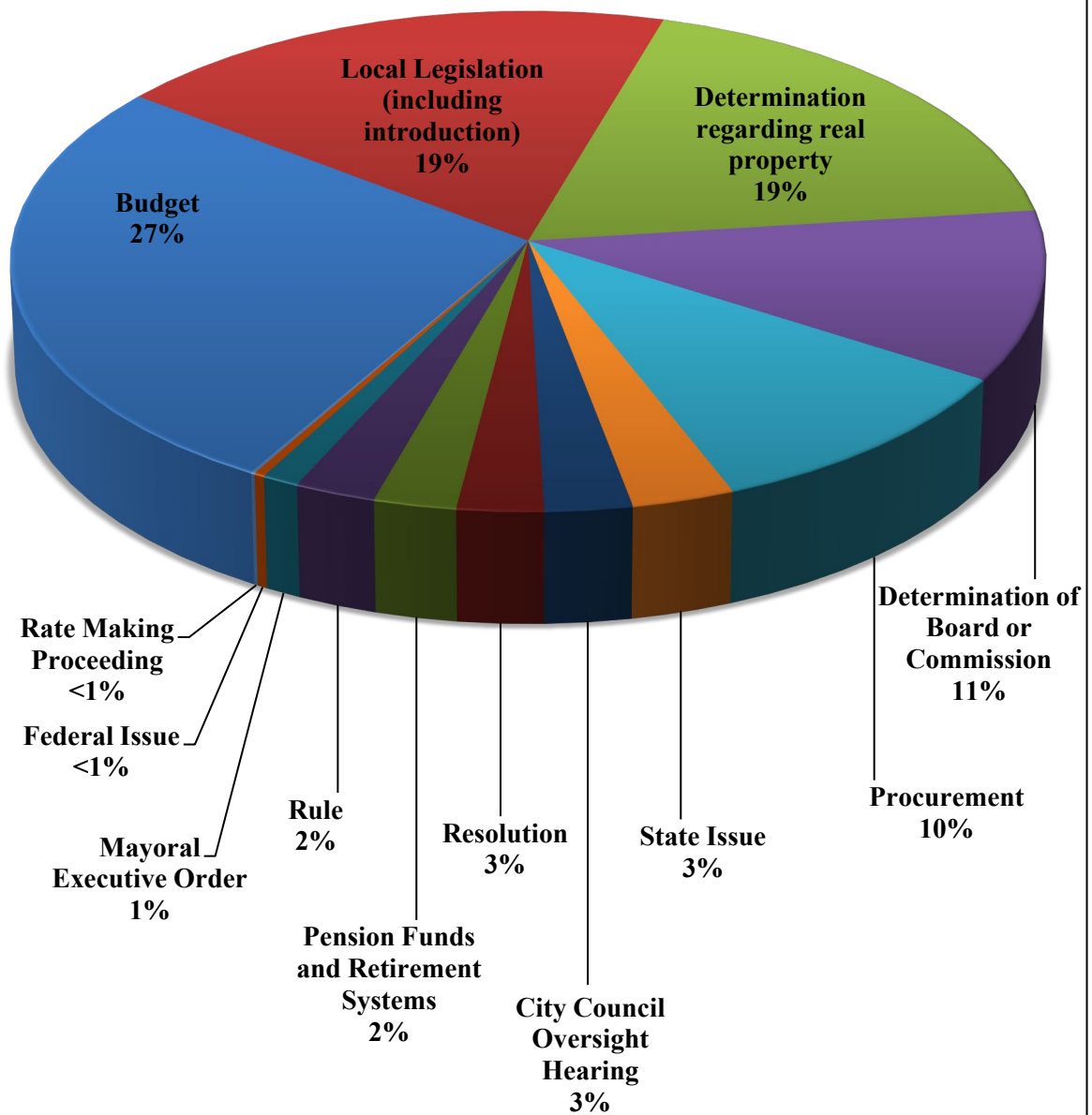
*Data is based on the client industry the lobbyist reported on the statement of registration. Variance due to rounding.

COMPARISON OF CLIENTS' INDUSTRIES FROM 2017-2020*



*This chart includes a comparison of client industries that were reported in the Lobbying Bureau Annual Reports in 2017 – 2020.

DISTRIBUTION OF SUBJECT CATEGORIES OF 2020

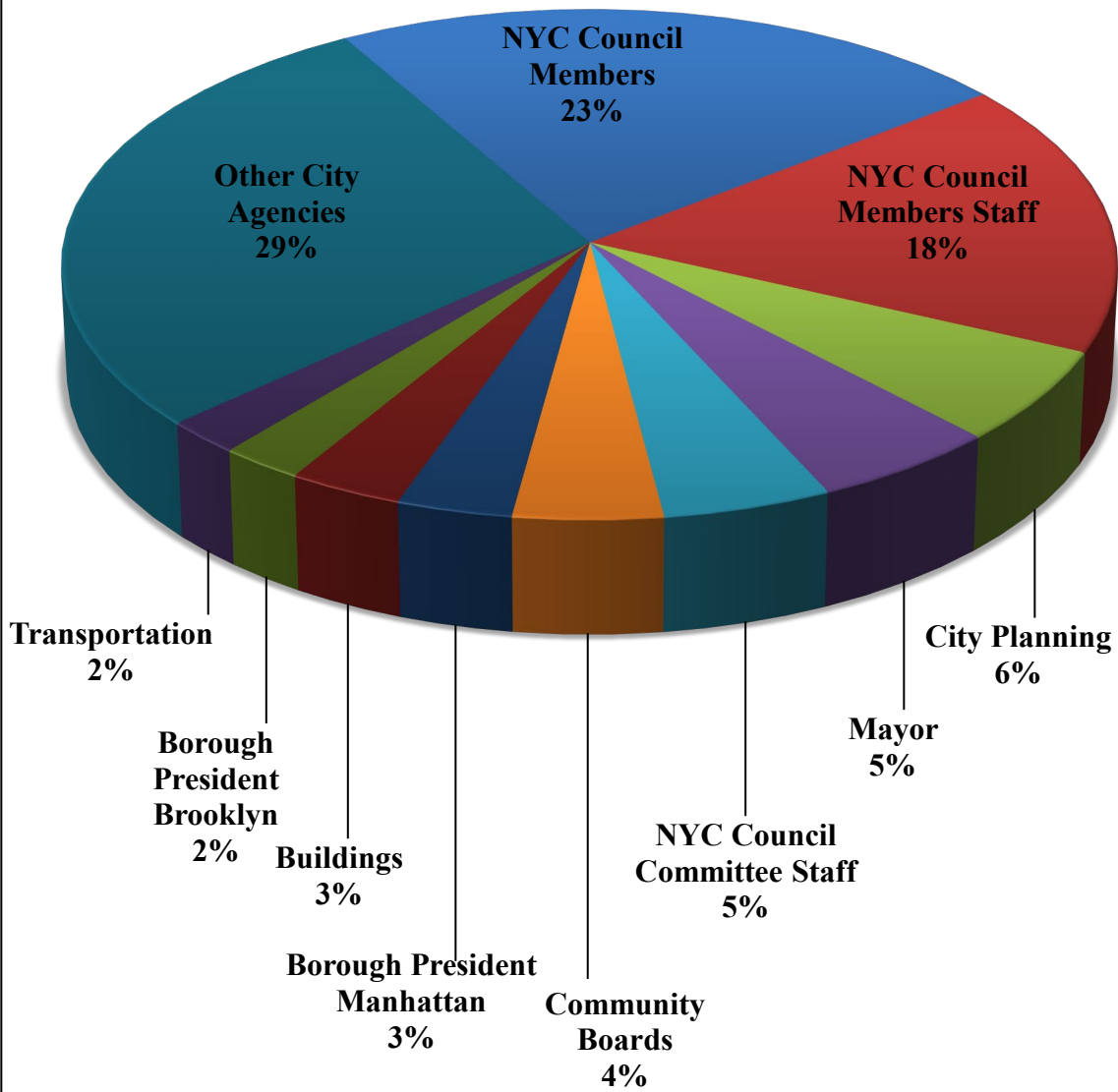


*Data is based on the subject category reported on periodic reports filed by Lobbyists. Variance due to rounding.

DISTRIBUTION OF SUBJECT CATEGORIES OF 2020

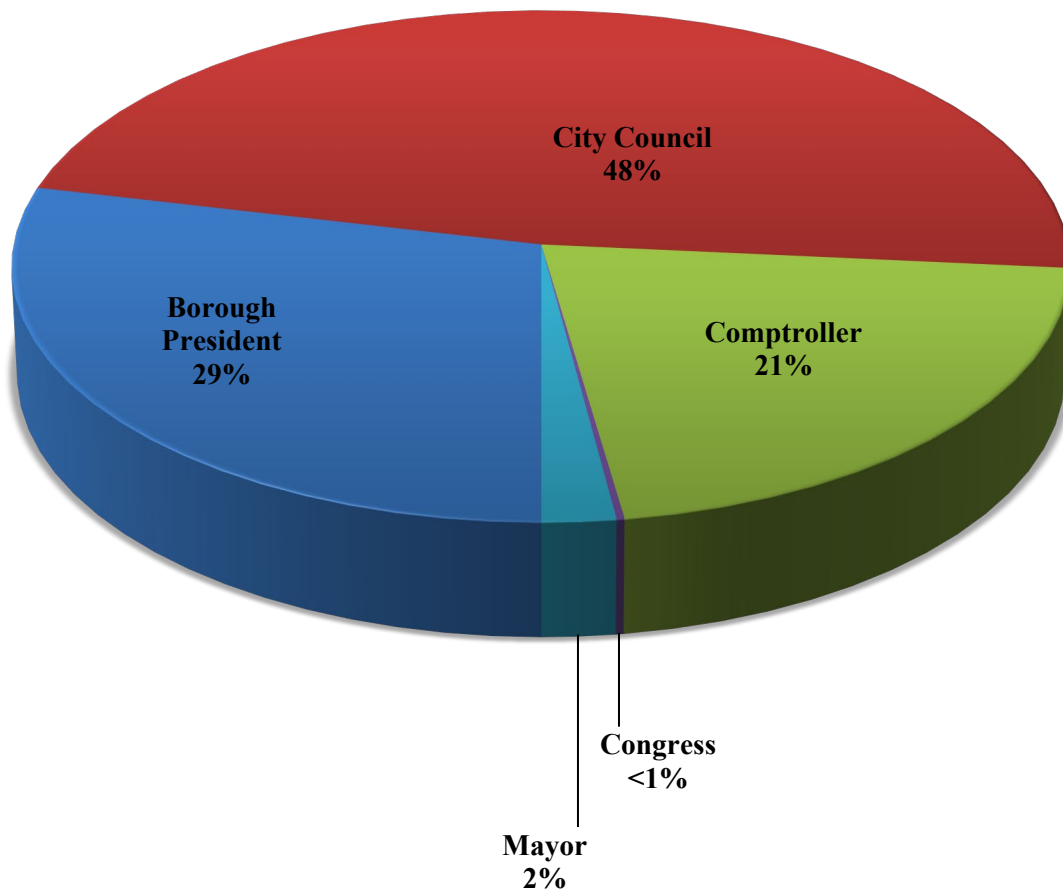
<u>Subject</u>	<u>Percentage</u>
Budget	27%
Local Legislation (including introduction)	19%
Determination regarding real property	19%
Determination of Board or Commission	11%
Procurement	10%
State Issue	3%
City Council Oversight Hearing	3%
Resolution	3%
Rule	2%
Pension Funds and Retirement Systems	2%
Mayoral Executive Order	1%
Federal Issue	Less than 1%
Rate Making Proceeding	Less than 1%

TOP TARGETS OF 2020

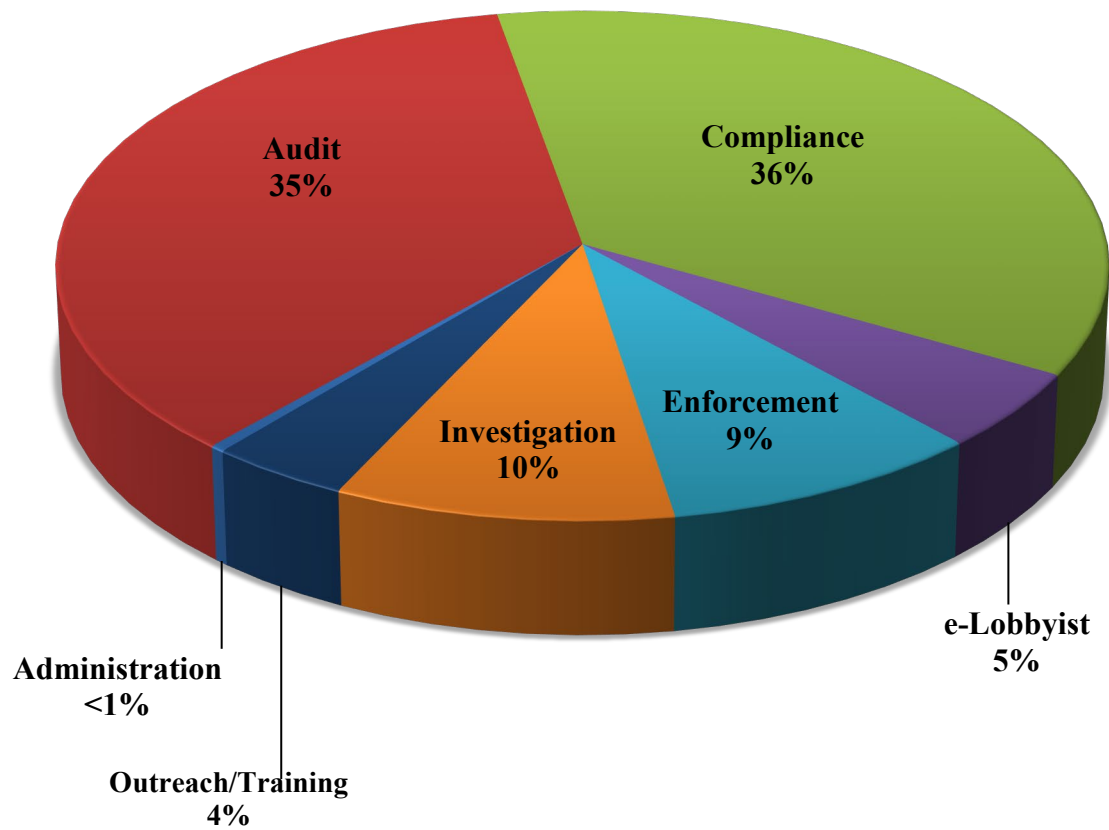


*Data is based on target agencies reported on all periodic reports filed by Lobbyists. Variance due to rounding.

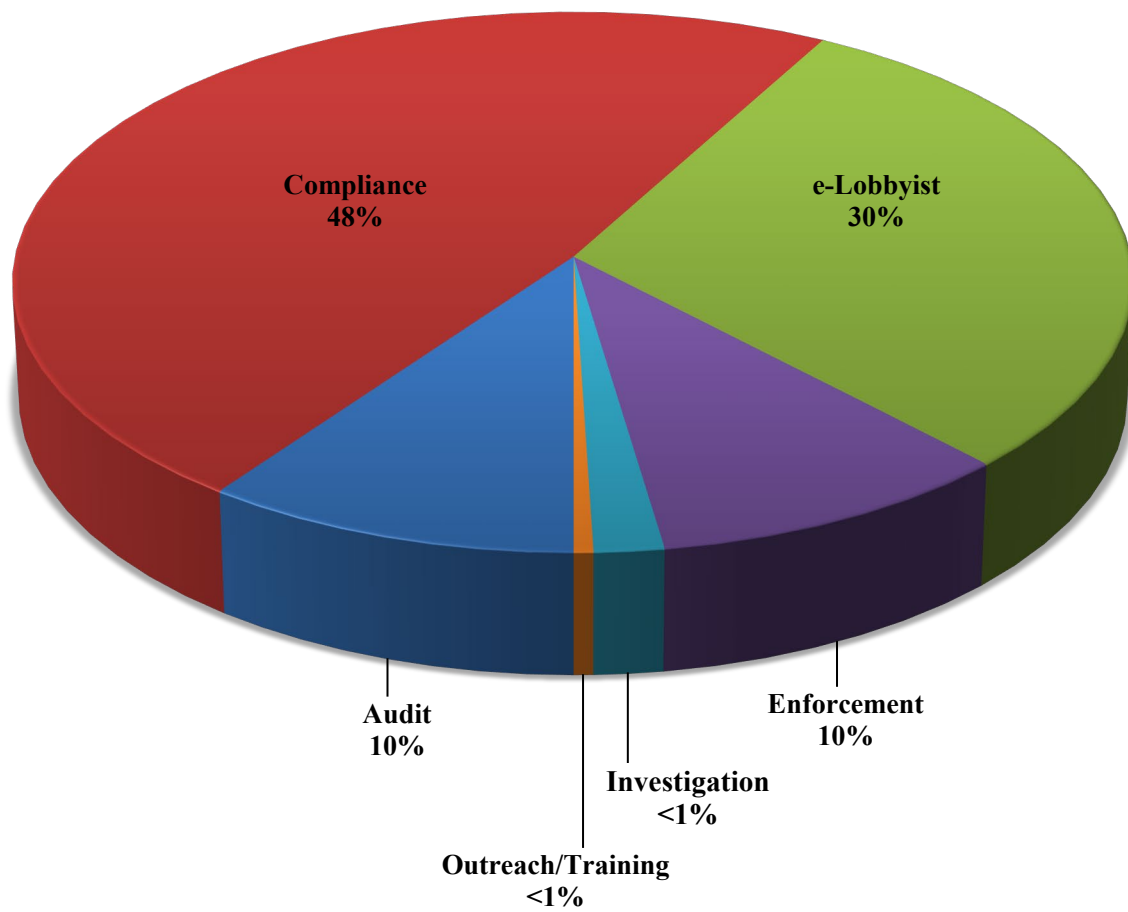
ANALYSIS OF FUNDRAISING REPORTS 2020



**ANALYSIS OF LOBBYING BUREAU STAFF TIME BY
SUBJECT CATEGORY**



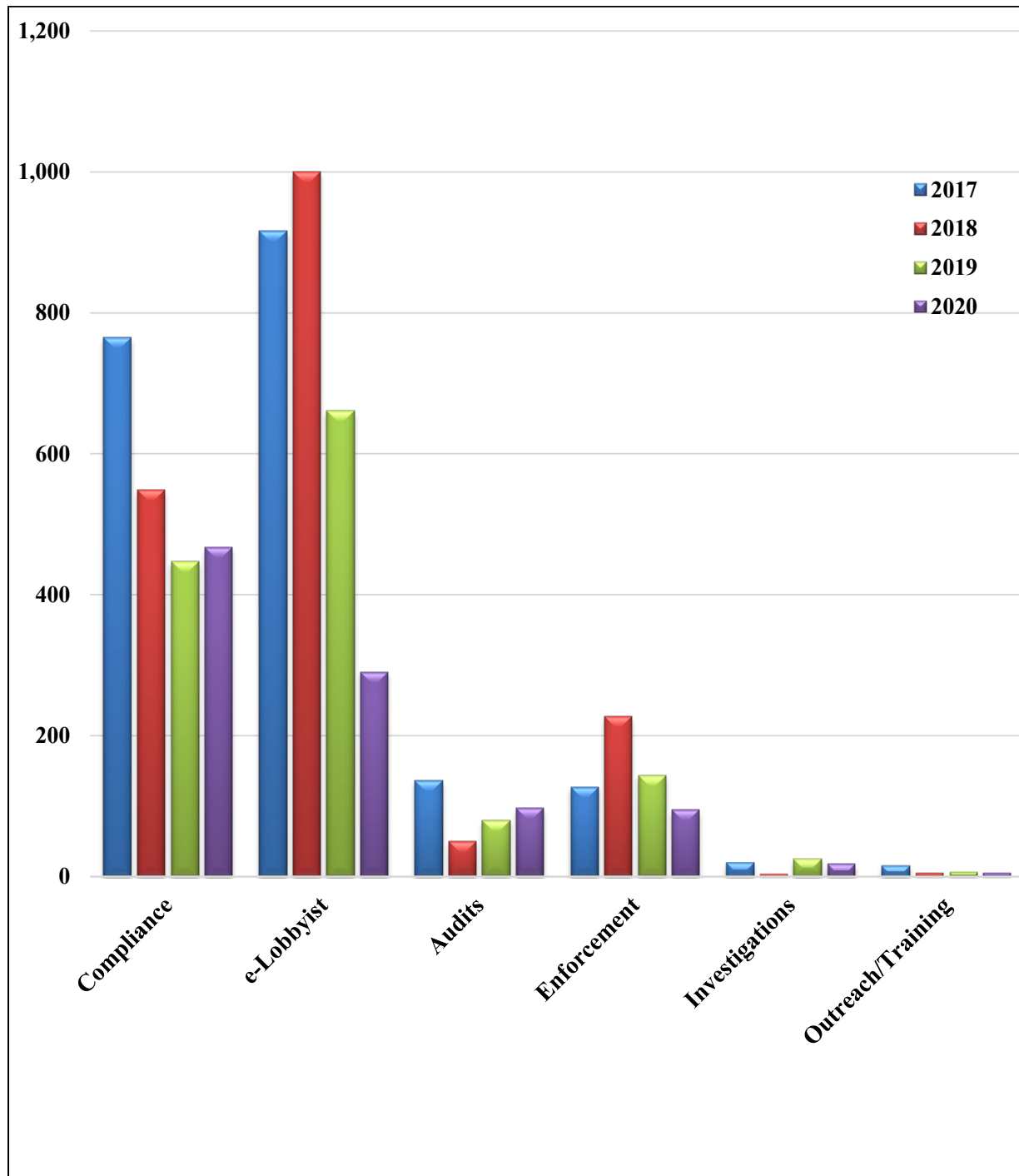
DISTRIBUTION OF TELEPHONE INQUIRIES BY
SUBJECT CATEGORY



DISTRIBUTION OF TELEPHONE INQUIRIES BY SUBJECT CATEGORY

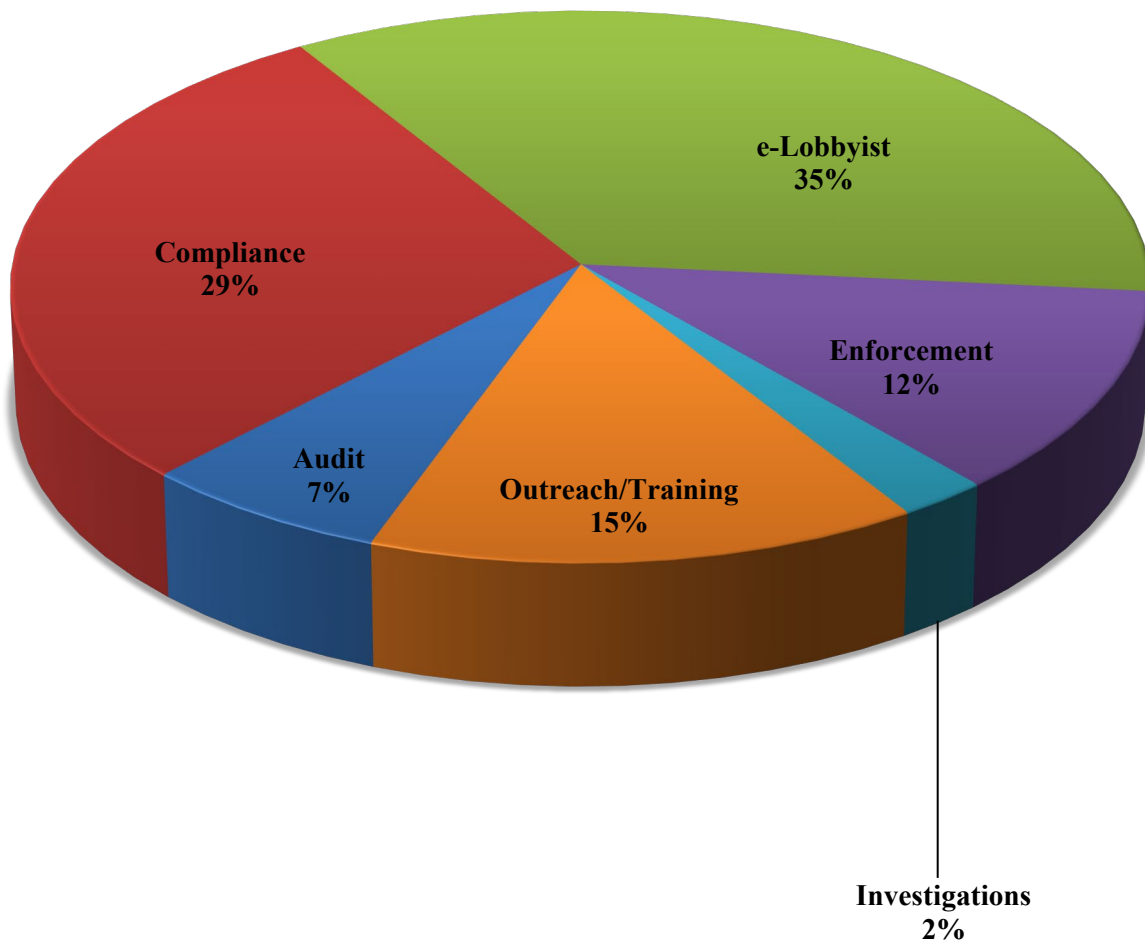
<u>Category</u>	<u>Number of Calls</u>
Audit – Drafted Report	34
Audit - Field Examination	9
Audit - Other	25
Audit - Preparation	<u>29</u>
	<u>97</u>
Compliance - Administrative	104
Compliance - Extension Request	1
Compliance - Filing issues	25
Compliance - Inquiries	331
Compliance - Other	<u>6</u>
	<u>467</u>
e-Lobbyist - Enrollment issue	26
e-Lobbyist - Filing assistance	159
e-Lobbyist - Inquiries	16
e-Lobbyist - Log-in issues	21
e-Lobbyist - Other	20
e-Lobbyist - PO change	<u>48</u>
	<u>290</u>
Enforcement - Fine	20
Enforcement - Notice to Cure	43
Enforcement - Other	21
Enforcement - Petition	<u>11</u>
	<u>95</u>
Investigation	18
Outreach/Training	5
Total Telephone Calls	<u>972</u>

COMPARISON OF TELEPHONE INQUIRIES BY SUBJECT
CATEGORY FROM 2017-2020*



*This chart includes Lobbying Bureau staff time by subject category that was reported in the Lobbying Bureau's 2017-2020 Annual Reports.

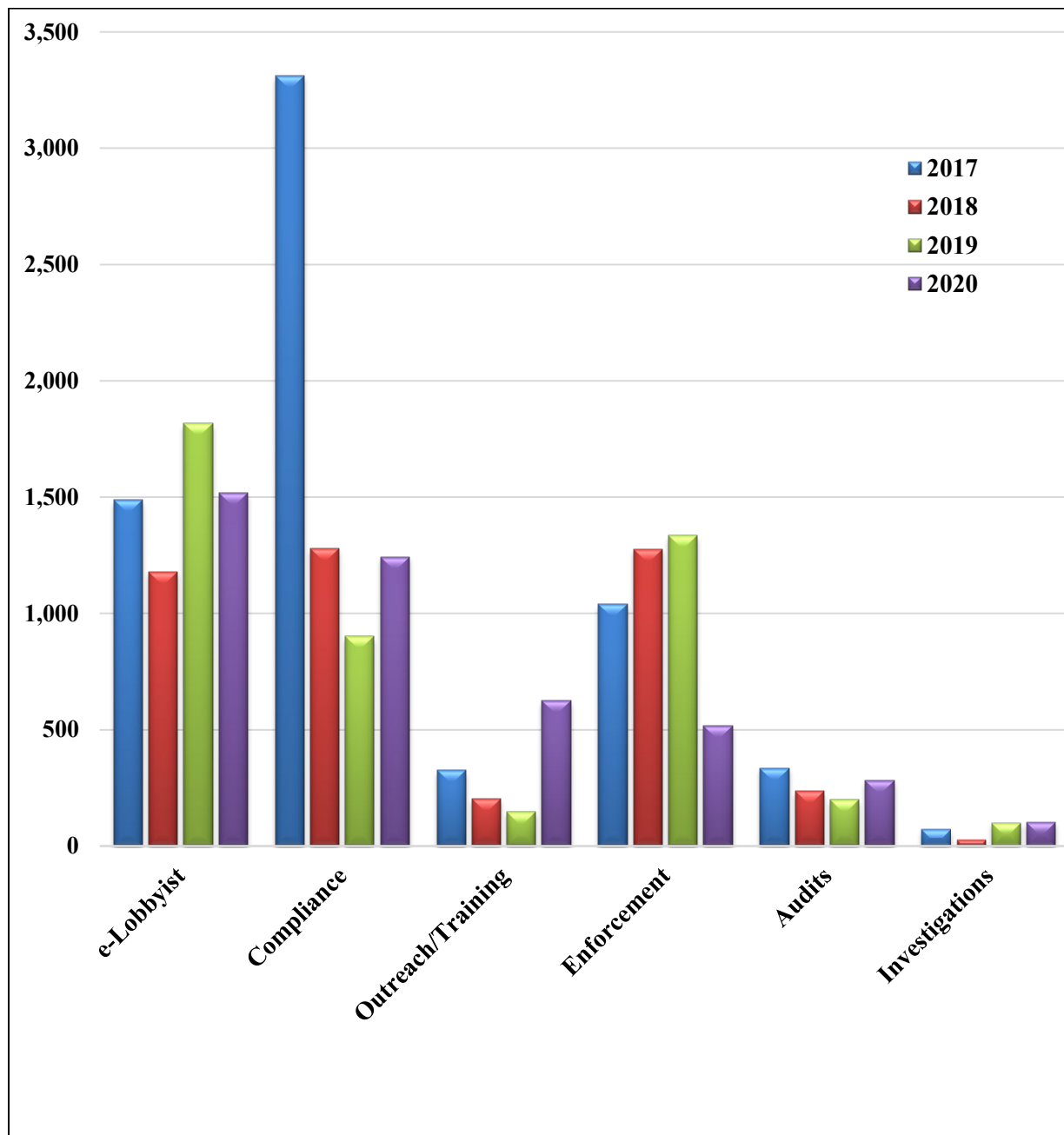
DISTRIBUTION OF EMAIL INQUIRIES BY SUBJECT
CATEGORY



DISTRIBUTION OF EMAIL INQUIRIES BY SUBJECT CATEGORY

<u>Category</u>	<u>Number of Emails</u>
Audit - Drafted Reports	55
Audit - Field Examination	100
Audit - Other	49
Audit - Preparation	<u>79</u>
	<u>283</u>
Compliance - Other	29
Compliance - Administration	595
Compliance - Extension	131
Compliance - Filing issues	43
Compliance - Inquiries	448
	<u>1246</u>
e-Lobbyist - Enrollment issue	767
e-Lobbyist - Error message	62
e-Lobbyist - Filing assistance	270
e-Lobbyist - Inquiries	21
e-Lobbyist - Log-in Issue	64
e-Lobbyist - Other	53
e-Lobbyist - PO Change	<u>276</u>
	<u>1513</u>
Enforcement - Fine	40
Enforcement - Notice to Cure	266
Enforcement - Other	100
Enforcement - Petition	<u>111</u>
	<u>517</u>
Investigation	102
Outreach/Training	624
Total Emails	<u>4,285</u>

COMPARISON OF EMAIL INQUIRIES BY SUBJECT CATEGORY FROM 2017-2020*



*This chart includes Lobbying Bureau staff time by subject category that was reported in the Lobbying Bureau's 2017-2020 Annual Reports.

APPENDIX A

LATE FILING PENALTIES: LOBBYIST 2019 SIXTH PERIODIC/ANNUAL REPORT

<u>Lobbyist</u>	<u>Amount</u>
Adams Advisors LLC	\$50.00
Akerman LLP	\$50.00
BJH Advisors, LLC	\$150.00
Blue Suit Strategies, LLC	\$100.00
Capri Capital Partners, LLC	\$875.00
Carnevale Consulting, LLC	\$275.00
Chinese-American Planning Council, Inc.	\$300.00
Constantinople & Vallone Consulting LLC	\$25.00
Court Street Strategies LLC	\$225.00
Cozen O'Connor Public Strategies, LLC	\$50.00
Cypress Hills Local Development Corporation, Inc.	\$300.00
Distinctive Public Affairs, LLC	\$50.00
Driscoll Group, Inc.	\$50.00
Environmental Defense Action Fund	\$50.00
Environmental Defense Fund, Inc.	\$50.00
ERG Advisors LLC	\$50.00
Freelancers Union	\$725.00
Friends Of The High Line, Inc.	\$50.00
Geto & de Milly Inc.	\$50.00
Holland & Knight LLP	\$50.00
Housing Conservation Coordinators, Inc.	\$50.00
LGBT Network	\$50.00
McBride Consulting & Business Development	\$50.00
National Institute For Reproductive Health Action Fund, Inc.	\$475.00
New York State Technology Enterprise Corporation	\$325.00
Pacific Alternative Asset Management Company, LLC	\$400.00
Phillips Nizer LLP	\$150.00
R. Randy Lee, P.C.	\$275.00
RBC Global Asset Management (U.S.) Inc.	\$25.00
Real Estate Board of New York, Inc.	\$25.00
Reclaim New York Initiative, Inc.	\$375.00
Riseboro Community Partnership Inc.	\$50.00
Sam Schwartz Engineering, D.P.C.	\$175.00
Sheltering Arms Children and Family Services, Inc.	\$25.00
Staten Island Chamber of Commerce	\$50.00

Strong Economy for All Coalition	\$50.00
The Gordian Group, Inc.	\$225.00
The Museum of Modern Art	\$50.00
Triton USA L.P.	\$150.00
VOCAL-NY Action Fund, Inc.	\$225.00
White Oak Global Advisors, LLC	\$50.00
Yaffed, Inc.	\$175.00
YORK GROUP ASSOCIATES LLC	<u>\$925.00</u>
<u>Total</u>	<u>\$7,875.00</u>

APPENDIX B

LATE FILING PENALTIES: 2019 CLIENT ANNUAL REPORT

<u>Client</u>	<u>Amount</u>
150 Mill Street, LLC	\$25.00
150-13 89th LLC	\$25.00
155 Third St., LLC with Associates	\$20.00
1790 Broadway Associates LLC	\$575.00
215 N 10th Partners LLC	\$150.00
241-15 Northern LLC	\$150.00
245 East 53rd Street Realty, LLC	\$150.00
252 Third Street Realty, LLC	\$175.00
260-261 Madison Avenue LLC	\$120.00
2846 Partners, LLC	\$650.00
335 Madison Avenue LLC	\$50.00
38-46 West 33 Street LLC.	\$675.00
410 West 207th Acquisition LLC	\$25.00
420 Carroll LLC with Associates	\$20.00
48-18 Van Dam Property Holdings LLC	\$50.00
500 Metropolitan Owner LLC	\$875.00
520 West 144th Street Housing Development Fund Corporation	\$20.00
545 Sackett LLC with Associates	\$20.00
59 Greenwich LLC	\$25.00
62-08 Realty LLC	\$650.00
737 4th Avenue, LLC	\$210.00
76 Eleventh Avenue Property Owner LLC	\$50.00
90 Morton Owner LLC	\$20.00
90 Sands Housing Development Fund Corporation	\$20.00
9th & 10th Street L.L.C.	\$675.00
A.T.U.-Division 1181-1061 AFL-CIO	\$25.00
ACA-NYS, Inc.	\$280.00
Adapt Community Network	\$25.00
African Communities Together, Inc.	\$630.00
Alfa Gramercy Park LLC	\$280.00
Alfa Green Solutions, Inc.	\$300.00
All Year Management LLC	\$50.00
All Year Management with Associates	\$20.00

AM PM Entertainment Concepts Inc.	\$50.00
American Apparel & Footwear Association	\$25.00
American Sales and Management Organization, LLC	\$220.00
American Transit Insurance Company	\$50.00
Ansonia Commercial LLC	\$150.00
Argus Community, Inc.	\$225.00
Ascend Learning, Inc.	\$50.00
Assistant Deputy Wardens/Deputy Wardens Association	\$700.00
Association of Commuter Rail Employees	\$50.00
Athena Technology Group Inc	\$150.00
Atlantic Aviation FBO Holdings LLC	\$50.00
Atos Public Safety, LLC	\$1,175.00
Avant Gardner LLC	\$1,175.00
B116 Development LLC	\$340.00
Bajraktari Realty Management Corp.	\$490.00
Ballyhoo Media, Inc.	\$120.00
Bank Street College of Education	\$150.00
BCRE West End Avenue Owner LLC	\$50.00
Beach Street LLC	\$550.00
Bedford Courts LLC	\$150.00
Bedford Stuyvesant Restoration Corporation	\$150.00
BFC Partners, L.P.	\$150.00
Bill Lynch Associated Networks, Inc. obo Community Care Group NY LLC	\$850.00
Bliss Experiences Inc.	\$10.00
Blondell Equities LLC	\$875.00
Bloom Energy Corporation	\$50.00
Boingo Wireless, Inc.	\$50.00
Brightpoint Care, Inc.	\$20.00
Buchbinder & Warren LLC	\$50.00
Bush Terminal Lease Holder LLC	\$20.00
Calendre Company	\$60.00
CenturyLink Communications, LLC	\$850.00
Cercone Exterior Restoration Corp.	\$20.00
Chabad Lubavitch Community Center of Northeast Queens Inc.	\$60.00
Chariot Transit Inc.	\$25.00
Children's Museum of Manhattan Growth Through Art & Museum Experience, Inc.	\$50.00
Clear National Title Agency LLC	\$350.00
ClearCell Power, Inc.	\$50.00
Committee For Taxi Safety Inc.	\$125.00

Common Cause/NY	\$200.00
Community Housing Improvement Program, Inc.	\$25.00
Concepts of Independence, Inc.	\$325.00
Cooper 8200 Realty LLC	\$60.00
CORE Services Group, Inc.	\$175.00
Corona 129 LLC	\$125.00
Council on the Environment, Inc.	\$150.00
Crown 730 Invest LLC	\$10.00
Delaware North Companies, Inc.	\$1,225.00
Diego Beekman Mutual Housing Association Housing Development Fund Corporation	\$50.00
Dircksen & Talleyrand, Inc.	\$500.00
DocuSign, Inc.	\$225.00
Dog Parker, Inc.	\$1,000.00
Electronic Transaction Consultants Corporation	\$550.00
Emerald Isle Immigration Center, Inc.	\$650.00
Empire MG Properties, LLC	\$200.00
EVP One, LLC for the benefit of Gramercy Park House LLC	\$550.00
Extell 4110 LLC	\$575.00
Ferrari Driving School Inc.	\$200.00
Field Point Servicing, LLC	\$50.00
Fifty-Five Corporation	\$500.00
Figli Di San Gennaro, Inc.	\$475.00
FireEye, Inc.	\$925.00
Fleet Center, Inc.	\$875.00
Flintlock Construction Services, LLC	\$2,450.00
Flixbus, Inc.	\$80.00
Fortis Property Group, LLC	\$50.00
Future Leaders Institute Charter School	\$375.00
Gansevoort Street Ventures LLC	\$550.00
Geel Community Services, Inc.	\$50.00
Generation Citizen, Inc.	\$50.00
Genesys Telecommunications Laboratories, Inc.	\$200.00
Georgia Company LLC	\$200.00
Gersh Management Services, Inc.	\$200.00
GGP Staten Island Mall, LLC	\$750.00
Girls for Gender Equity, Inc.	\$775.00
Giving Alternative Learners Uplifting Opportunities, Inc.	\$50.00
Glenwood Management Corp.	\$300.00
GO Broome LLC	\$50.00

Gowanus Equities LLC with Associates	\$80.00
Harlem Educational Activities Fund, Inc.	\$50.00
Harris Corporation	\$50.00
Health Management Systems, Inc.	\$50.00
Henningson, Durham & Richardson Architecture and Engineering, P.C.	\$575.00
HFZ KIK 30th Street Owner LLC	\$50.00
Highpoint Property Group LLC	\$140.00
Housing and Services INC.	\$50.00
Hudson 888 Owner LLC	\$75.00
Hunts Point Cooperative Market, Inc.	\$325.00
ICCC Ayer Bellerose Development LLC	\$160.00
IMTT-Pipeline LLC	\$60.00
Intermedix Corporation	\$550.00
IRG 67 LLC	\$20.00
IUC 215 Madison Avenue LLC	\$20.00
JA Connect LLC	\$80.00
Jani Real Estate	\$50.00
JL Logistics and Consulting Inc.	\$350.00
John V Lindsay Wildcat Charter School	\$50.00
Kassin Sabbagh Realty LLC	\$50.00
KVI Holdings, LLC	\$550.00
La Hermosa Christian Church	\$150.00
Lavanderia Express IV, Inc.	\$360.00
Legacy Growth Partners LLC	\$2,212.50
Lenox By The Bridge LLC	\$50.00
Lenox Hill Neighborhood House	\$20.00
Liberty for All LLC	\$10.00
Lighthouse Brooklyn LLC	\$150.00
Lilly USA, LLC	\$50.00
Lindenwood Health, Inc.	\$330.00
Livery Base Owners, Inc.	\$925.00
Lyric Hospitality, Inc.	\$230.00
Mastermind Development LLC	\$675.00
MCR Development LLC	\$400.00
Mcsam Hotel Group LLC	\$700.00
MCT Fine Wine & Spirits, LLC	\$50.00
Messing Queens Realty LLC	\$220.00
Metropolis, LLC	\$60.00
Mill Basin LLC	\$50.00

MoneyLion of New York LLC	\$20.00
MP Liberty Development, LLC	\$50.00
MWW Group LLC	\$175.00
National Grid	\$50.00
Neighbors Alliance for Safe Environment, Inc.	\$675.00
Nevins Street Holdings LLC with Associates	\$80.00
New York Coalition of Code Consultants Inc.	\$50.00
New York Hall of Science	\$50.00
New York Residential Agent Continuum LLC	\$90.00
New York Restoration Project (NYRP)	\$25.00
New York State Industries for the Disabled, Inc.	\$1,025.00
Nexus Staffing, Inc.	\$300.00
Nordstrom, Inc.	\$400.00
Northeast Charter Schools Network Inc	\$50.00
Nutanix, Inc.	\$20.00
OK Houston Hotel LLC	\$20.00
Paul Hormann and Jane Hormann	\$10.00
People United to Protect Pet Integrity, Inc.	\$550.00
Perry and Sailor LLC	\$410.00
Phoenix Houses of New York, Inc.	\$325.00
Pipe and Plant Solutions, Inc.	\$20.00
Pop.Earth Corporation	\$200.00
Port Imperial Ferry Corp.	\$300.00
PowerPlay NYC, Inc.	\$50.00
Pratt Holdings, Inc.	\$50.00
Premier Magnesia, LLC	\$1,375.00
Procida Companies, LLC	\$130.00
Quality and Assurance Technology Corp.	\$650.00
Queens Theater Owner LLC	\$100.00
Queensboro United Football Club LLC	\$10.00
RBG Management Corp.	\$50.00
Red Apple Surf Realty III LLC	\$575.00
Reform Temple of Forest Hills	\$40.00
Renewable Energy Group, Inc.	\$2,150.00
Rent-A-Center, Inc.	\$50.00
Riverbay Corporation	\$300.00
Rosar Realty Corp.	\$200.00
Safe Horizon, Inc.	\$50.00
Scholastic Merit Fund, Inc.	\$225.00

Sensys Gatso USA, Inc.	\$675.00
Sino-American New York Brooklyn Archway Association Corp.	\$480.00
Sister Mary Nerney LLC	\$10.00
SiteCompli, LLC	\$25.00
Sivic Solutions Group, LLC	\$50.00
Sixth Avenue Restaurant Management LLC	\$175.00
Smith Street Owner, LLC with Associates	\$20.00
SMJ Development LLC	\$50.00
Solix, Inc.	\$50.00
SOMOS Healthcare Providers, Inc.	\$225.00
Sotheby's, Inc.	\$200.00
Southern Glazer's Wine and Spirits, LLC	\$340.00
St. Nicks Alliance Corp.	\$425.00
Stalwart Equities Inc	\$50.00
Stars And Stripes Holding Co. Inc.	\$25.00
Steuben Foods, Incorporated	\$280.00
Sysco Corporation	\$225.00
T A Ahern Contractors Corp.	\$475.00
Teens for Food Justice	\$50.00
Textile Rental Services Association of America	\$875.00
The Actors' Fund of America	\$750.00
The Brooklyn Academy of Music, Inc.	\$25.00
The Chapin School, Ltd	\$50.00
The Collective (Living) Inc.	\$25.00
The Jacob A. Riis Neighborhood Settlement	\$750.00
The Lure Group LLC	\$1,725.00
The Mayforth Group, LLC on behalf of Magnolia Wellness	\$650.00
The Museum of Modern Art	\$50.00
The New 42nd Street, Inc.	\$50.00
The New York Immigration Coalition	\$550.00
The New York Metropolitan Retail Association, LLC	\$200.00
The New York State Society of Certified Public Accountants	\$25.00
The NRP Group LLC	\$20.00
The Steel Institute of New York	\$825.00
The Times Square Advertising Coalition Inc.	\$1,925.00
Thor-Go 120-125 Riverside LLC	\$675.00
Time Century Management, LLC	\$270.00
Tishman Speyer Properties, L.P.	\$50.00
TLG FULTON LLC	\$1,025.00

Tour Central Park Inc	\$1,200.00
Twin America LLC obo Gray Line New York Tours, Inc.	\$225.00
Ubicquia LLC	\$160.00
Uniformed Firefighters Association of Greater New York	\$50.00
Union Community Health Center, Inc.	\$150.00
US Coachways, Inc.	\$125.00
Vanderbilt Atlantic Holdings LLC	\$50.00
Vapor Technology Association	\$1,400.00
Vista Food Exchange, Inc.	\$550.00
Volmar Construction, Inc.	\$200.00
W2005/Hines West Fifty-Third Realty, LLC	\$675.00
Water Street Leasehold LLC	\$120.00
Waterside Plaza Ground Lessee LLC	\$50.00
Welkin Mechanical, LLC	\$200.00
Wheels Labs, Inc.	\$420.00
Whitestone Lanes, Inc.	\$650.00
William F. Ryan Community Health Center, Inc.	\$200.00
William Nussen	\$50.00
Willoughby Operating Company LLC	\$220.00
Windsor Park Condominium	\$370.00
Wong's Sons Realty Inc.	\$10.00
YUM Brands Inc.	\$1,000.00
YWCA of Brooklyn, Inc.	<u>\$25.00</u>
<u>Total</u>	<u>\$75,892.50</u>

APPENDIX C

LATE FILING PENALTIES: LOBBYIST 2020 STATEMENTS OF REGISTRATION

<u>Lobbyist</u>	<u>Amount</u>
AARP	\$350.00
Adams Advisors LLC	\$25.00
Apollo Management Holdings, L.P.	\$50.00
Asset Management Consulting LLC	\$200.00
ASY Services, LLC	\$350.00
Blank Rome Government Relations LLC	\$150.00
Blue Suit Strategies, LLC	\$25.00
Bolton-St. Johns, LLC	\$2,700.00
Brown & Weinraub, PLLC	\$150.00
Cadman Strategies, LLC	\$310.00
Carl Andrews & Associates, Inc.	\$875.00
Carter Ledyard & Milburn LLP	\$2,325.00
Catholic Charities Community Services, Archdiocese of New York	\$350.00
Catholic Charities of the Archdiocese of New York	\$420.00
Coalition for the Homeless, Inc.	\$25.00
Community Housing Improvement Program, Inc.	\$225.00
Community Preservation Corporation	\$1,450.00
Converge Government Affairs New York, LLC	\$5,630.00
Council of Family and Child Caring Agencies, Inc.	\$50.00
Court Street Strategies LLC	\$500.00
Cozen O'Connor	\$450.00
Cozen O'Connor Public Strategies, LLC	\$75.00
Davide Leone and Partners Investment Company Ltd	\$1,425.00
Davidoff Hutcher & Citron LLP	\$25.00
Design Center Inc.	\$1,925.00
Driscoll Group, Inc.	\$3,775.00
Emergent Biosolutions Inc.	\$25.00
Envision Strategy, LLC	\$325.00
Eric Palatnik, P.C.	\$350.00
Expanded Schools, Inc.	\$300.00
Federation of Protestant Welfare Agencies, Inc.	\$50.00
Friends Of The High Line, Inc.	\$1,450.00
Fund for the City of New York, Inc.	\$1,500.00
Geto & de Milly Inc.	\$1,150.00
Greenberg Traurig, LLP	\$25.00
Higgins Quasebarth & Partners, LLC	\$1,200.00

Hirschen Singer & Epstein LLP	\$110.00
Housing Conservation Coordinators, Inc.	\$50.00
Insight Venture Management, L.L.C.	\$50.00
James F. Capalino & Associates, Inc.	\$1,475.00
JUUL LABS, INC.	\$375.00
Kramer Levin Naftalis & Frankel LLP	\$400.00
Lawrence R. Schillinger, Esq.	\$75.00
Legal Services NYC	\$475.00
Lincoln Center for the Performing Arts, Inc.	\$1,425.00
Long Island University	\$1,525.00
McBride Consulting & Business Development	\$1,400.00
Mercury Public Affairs, LLC	\$100.00
Mirram Group LLC	\$1,150.00
New York Communities For Change, Inc.	\$50.00
New York State Restaurant Association, Inc.	\$3,000.00
New York State Technology Enterprise Corporation	\$1,375.00
New York University	\$50.00
Park & K Public Affairs, LLC	\$100.00
Park Strategies, LLC	\$4,000.00
Patrick B. Jenkins & Associates	\$3,825.00
Phillips Nizer LLP	\$150.00
Pitta Bishop & Del Giorno LLC	\$450.00
Prospect Park Alliance, Inc.	\$550.00
Pryor Cashman LLP	\$20.00
RBC Global Asset Management (U.S.) Inc.	\$25.00
Redland Strategies	\$350.00
Riseboro Community Partnership Inc.	\$1,275.00
Rudin Management Co. Inc. on behalf of 415 Madison Avenue LLC	\$170.00
Sheinkopf LTD.	\$1,525.00
Sheltering Arms Children and Family Services, Inc.	\$25.00
Stanley K. Schlein, Esq.	\$1,650.00
Staten Island Chamber of Commerce	\$50.00
Statewide Public Affairs, Inc.	\$100.00
Stroock & Stroock & Lavan LLP	\$2,975.00
The Carey Group LLC	\$850.00
The Carnelian Group, LLC	\$3,060.00
The Hayes Initiative LLC	\$70.00
The Museum of Modern Art	\$50.00
The New York Chapter of the American Institute of Architects	\$1,350.00
The Parkside Group, LLC	\$100.00
Thies & Grenell, LLC	\$3,950.00

Transport Workers Union, Local 100	\$700.00
Uber Technologies, Inc.	\$25.00
Uber Technologies, Inc. on behalf of Social Bicycles LLC	\$25.00
United Way of New York City	\$1,575.00
VHB Engineering, Surveying, Landscape Architecture and Geology, P.C.	\$710.00
Vornado Realty L.P.	\$50.00
Whiteboard Advisors LLC	\$225.00
YORK GROUP ASSOCIATES LLC	\$50.00
Young Invincibles	\$760.00
ZAIS Group, LLC	<u>\$50.00</u>
Total	<u>\$74,135.00</u>

APPENDIX D

CIVIL PENALTIES: 2020 AMENDED RETAINER

<u>Lobbyist</u>	<u>Amount</u>
Park & K Public Affairs, LLC	<u>\$566.61</u>
TOTAL	<u>\$566.61</u>

CIVIL PENALTIES: 2020 NAME ISSUES

<u>Lobbyist</u>	<u>Amount</u>
Bolton-St. Johns, LLC	<u>\$2,466.42</u>
TOTAL	<u>\$2,466.42</u>

APPENDIX E

LATE FILING PENALTIES: LOBBYIST 2020 FIRST PERIODIC REPORT

<u>Lobbyist</u>	<u>Amount</u>
Park Strategies, LLC	\$1,350.00
Stanley K. Schlein, Esq.	\$987.50
The Carnelian Group, LLC	<u>\$2,000.00</u>
Total	<u>\$4,337.50</u>

APPENDIX F

LATE FILING PENALTIES: LOBBYIST 2020 SECOND PERIODIC REPORT

<u>Lobbyist</u>	<u>Amount</u>
APICHA Community Health Center	\$650.00
Asset Management Consulting LLC	\$75.00
Bolton-St. Johns, LLC	\$900.00
Carl Andrews & Associates, Inc.	\$162.50
Community Food Advocates, Inc.	\$50.00
Community Housing Improvement Program, Inc.	\$50.00
Constantinople & Vallone Consulting LLC	\$75.00
Council on the Environment, Inc.	\$325.00
ERG Advisors LLC	\$75.00
Exodus Transitional Community, Inc.	\$50.00
External Group, LLC	\$100.00
Hawkins Consulting, Inc.	\$200.00
Housing Conservation Coordinators, Inc.	\$100.00
HR&A Advisors, Inc.	\$75.00
Legal Action Center of the City of New York, Inc.	\$50.00
New York Restoration Project (NYRP)	\$75.00
New York State Restaurant Association, Inc.	\$150.00
O'Donnell & Associates, LLC	\$75.00
Park & K Public Affairs, LLC	\$600.00
Park Strategies, LLC	\$975.00
Patricia Lynch Associates, Inc.	\$50.00
Reid, McNally & Savage, LLC	\$50.00
Stanley K. Schlein, Esq.	\$900.00
The Carnelian Group, LLC	\$1,850.00
The Queens Borough Public Library	\$75.00
The Trustees of Columbia University in the City of New York	\$100.00
Thies & Grenell, LLC	\$925.00
VHB Engineering, Surveying, Landscape Architecture and Geology, P.C.	\$110.00
Young Invincibles	<u>\$75.00</u>
Total	<u>\$8,947.50</u>

APPENDIX G

LATE FILING PENALTIES: LOBBYIST 2020 THIRD PERIODIC REPORT

<u>Lobbyist</u>	<u>Amount</u>
Building Trades Employers Association, Inc.	\$50.00
Catholic Charities Community Services, Archdiocese of New York	\$25.00
Catholic Charities of the Archdiocese of New York	\$50.00
Consolidated Edison, Inc.	\$25.00
Empire Strategic Planning	\$25.00
Ennead Architects LLP	\$50.00
External Group, LLC	\$50.00
Fox Rothschild LLP	\$50.00
JEM Associates NY, LLC	\$25.00
Jewish Board of Family and Children's Services, Inc.	\$50.00
Park & K Public Affairs, LLC	\$225.00
Stanley K. Schlein, Esq.	\$512.50
The Carnelian Group, LLC	\$1,240.00
The Coalition for Behavioral Health, Inc.	\$50.00
The College Board	\$50.00
The New York Chapter of the American Institute of Architects	\$50.00
The Parkside Group, LLC	\$50.00
YORK GROUP ASSOCIATES LLC	\$3,400.00
Young Invincibles	<u>\$300.00</u>
Total	<u>\$6,277.50</u>

APPENDIX H

LATE FILING PENALTIES: LOBBYIST 2020 FOURTH PERIODIC REPORT

<u>Lobbyist</u>	<u>Amount</u>
Bolton-St. Johns, LLC	\$50.00
Chinese-American Planning Council, Inc.	\$75.00
Community Housing Improvement Program, Inc.	\$50.00
Council on the Environment, Inc.	\$25.00
Diana Reyna Strategic Consulting, LLC	\$50.00
Driscoll Group, Inc.	\$3,050.00
Exodus Transitional Community, Inc.	\$25.00
HR&A Advisors, Inc.	\$225.00
Jean Kim	\$25.00
Jewish Board of Family and Children's Services, Inc.	\$25.00
Jewish Community Council of Greater Coney Island, Inc.	\$50.00
Kramer Levin Naftalis & Frankel LLP	\$25.00
LGBT Network	\$25.00
Natural Resources Defense Council, Inc.	\$25.00
New York City Central Labor Council, AFL-CIO	\$25.00
New York State Restaurant Association, Inc.	\$25.00
Real Estate Board of New York, Inc.	\$25.00
Stanley K. Schlein, Esq.	\$125.00
The Carey Group LLC	\$75.00
The Carnelian Group, LLC	\$620.00
The Friedlander Group	\$675.00
The Parkside Group, LLC	\$25.00
The Queens Borough Public Library	\$25.00
The Roffe Group P.C.	\$25.00
TLM Associates LLC	\$25.00
Transgender Equity Consulting, Inc.	\$75.00
Uniformed Firefighters Association of Greater New York	\$200.00
Whiteboard Advisors LLC	\$50.00
YORK GROUP ASSOCIATES LLC	<u>\$300.00</u>
Total	<u>\$6,020.00</u>

APPENDIX I

LATE FILING PENALTIES: LOBBYIST 2020 FIFTH PERIODIC REPORT

<u>Lobbyist</u>	<u>Amount</u>
Associated General Contractors of New York State, LLC	\$25.00
Association of Legal Aid Attorneys UAW 2325	\$50.00
ASY Services, LLC	\$25.00
Blackstone Administrative Services Partnership L.P.	\$25.00
Bowen Public Affairs Consulting Inc	\$125.00
Carter Ledyard & Milburn LLP	\$1,500.00
Catholic Charities of the Archdiocese of New York	\$25.00
Citizens Committee for New York City	\$100.00
Community Housing Improvement Program, Inc.	\$25.00
Cunningham & Cunningham, LLP	\$25.00
Driscoll Group, Inc.	\$1,500.00
Eric Palatnik, P.C.	\$25.00
Fox Rothschild LLP	\$25.00
Greenberg Traurig, LLP	\$25.00
Invesco Advisers, Inc.	\$50.00
James F. Capalino & Associates, Inc.	\$125.00
Jewish Child Care Association of New York	\$100.00
Joint Council No 16 International Brotherhood of Teamsters	\$25.00
Legal Action Center of the City of New York, Inc.	\$25.00
New York New Jersey Regional Joint Board, Workers United	\$25.00
Park & K Public Affairs, LLC	\$25.00
Patrick B. Jenkins & Associates	\$1,125.00
Phillips Nizer LLP	\$25.00
Sheltering Arms Children and Family Services, Inc.	\$25.00
Staten Island Chamber of Commerce	\$50.00
The Carnelian Group, LLC	\$25.00
The Metropolitan Museum of Art	\$25.00
The Samaritans of New York, Inc.	\$25.00
The Trustees of Columbia University in the City of New York	\$25.00
Titan Strategic Consulting, LLC	\$175.00
Uniformed Firefighters Association of Greater New York	<u>\$25.00</u>
Total	<u>\$5,400.00</u>

APPENDIX J

**LATE FILING PENALTIES: LOBBYIST 2020 FUNDRAISING/POLITICAL
CONSULTING REPORTS**

<u>Lobbyist</u>	<u>Amount</u>
<u>Second Period</u>	
Mercury Public Affairs, LLC	\$425.00
<u>Fourth Period</u>	
Transgender Equity Consulting, Inc.	\$675.00
<u>Fifth Period</u>	
Akerman LLP	<u>\$1,500.00</u>
<u>Total</u>	<u>\$2,600.00</u>

APPENDIX K

CIVIL PENALTIES: 2020 TERMINATION NOTICES

<u>Client</u>	<u>Amount</u>
IP Mortgage Borrower, LLC	<u>\$699.93</u>
TOTAL	<u>\$699.93</u>