


# **Office of the City Clerk**



## **Clerk of the Council**

### **Lobbying Bureau Annual Report**

**Michael McSweeney**  
City Clerk, Clerk of the Council

**Alisa Fuentes**  
Deputy City Clerk

**Damaris Acosta**  
Deputy City Clerk

**Patrick L. Synmoie**  
Counsel to the City Clerk

**Walter Carcione**  
Chief Investigator

**March 1, 2020**

## Table of Contents

Introduction.....	1
(i) Number of complaints received from the public and the disposition of such complaints.....	1
(ii) Number and amount of civil penalties imposed pursuant to subdivisions (a), (b), (c) and (d) of §3-223 of the Administrative Code.....	2
<i>2018 Annual Reports (Client Annual Reports and Sixth Periodic Reports)</i> .....	2
<i>2019 Statements of Registration and Periodic Reports</i> .....	3
<i>2019 Fundraising and Political Consulting Reports</i> .....	4
<i>2019 Termination Notices</i> .....	4
(iii) Number and duration of orders issued pursuant to subdivision (a) of §3-223 of the Administrative Code.....	4
(iv) Number of random audits conducted by the city clerk and outcomes thereof.....	4
(v) Compliance programs developed and implemented for lobbyists and clients.....	5
<i>Training</i> .....	5
<i>Outreach Efforts</i> .....	6
<i>Other Compliance Efforts</i> .....	6
(vi) The types and number of requests for assistance related to the lobbying law received by the city clerk.....	8
(vii) The number of lobbyists filing statements of registration pursuant to §3-213 of the Administrative Code for the first time.....	8
(viii) The subject matter of lobbying activity most frequently reported by lobbyists and lobbyist/client filers.....	9
(ix) The lobbying targets most frequently reported by lobbyists and lobbyist/client filers.....	9
(x) The lobbyists and lobbyist/client filers that reported the highest compensation.....	9
(xi) Other information and analysis.....	9
<i>Number of Reporting Lobbyists and Clients</i> .....	9
<i>Outlook For 2020</i> .....	9
<i>Analysis of Lobbying Data</i> .....	10
TOP TEN LOBBYISTS OF 2019 BY COMPENSATION.....	12
TOP TEN LOBBYISTS OF 2018 BY COMPENSATION.....	14
TOP TEN LOBBYISTS OF 2017 BY COMPENSATION.....	15
TOP TEN LOBBYISTS OF 2016 BY COMPENSATION.....	16
COMPARISON OF COMPENSATION OF LOBBYISTS FROM 2016-2019.....	17
COMPARISON OF COMPENSATION OF TOP LOBBYISTS FROM 2016-2019.....	18
TOP TEN LOBBYISTS OF 2019 BY NUMBER OF CLIENTS REGISTERED.....	19
COMPARISON OF TOTAL CLIENTS OF LOBBYISTS FROM 2016-2019.....	20
COMPARISON OF TOTAL CLIENTS OF TOP LOBBYISTS FROM 2016-2019.....	21

TOP TEN LOBBYIST/CLIENT FILERS OF 2019 BY COMPENSATION .....	22
COMPARISON OF LOBBYIST/CLIENT FILERS' COMPENSATION FROM 2016-2019.....	24
COMPARISON OF LOBBYISTS' AND LOBBYIST/CLIENT FILERS' COMPENSATION FROM 2016-2019 .....	25
TOP TEN CLIENTS OF 2019 BY COMPENSATION TO ALL LOBBYING FIRMS..	26
TOP CLIENTS OF 2019 BY RETAINED LOBBYING FIRMS .....	28
TOP TEN LOBBYING CONTRACTS IN 2019.....	29
TOP LOBBYISTS OF 2019 BY NUMBER OF EMPLOYEES .....	30
TOP LOBBYIST/CLIENT FILERS OF 2019 BY NUMBER OF EMPLOYEES.....	31
DISTRIBUTION OF CLIENT INDUSTRIES OF 2019 .....	32
COMPARISON OF CLIENTS' INDUSTRIES FROM 2016-2019.....	33
DISTRIBUTION OF SUBJECT CATEGORIES OF 2019.....	34
TOP TARGETS OF 2019 .....	36
ANALYSIS OF FUNDRAISING REPORTS .....	37
ANALYSIS OF LOBBYING BUREAU STAFF TIME BY SUBJECT CATEGORY ...	38
DISTRIBUTION OF TELEPHONE INQUIRIES BY SUBJECT .....	39
COMPARISON OF TELEPHONE INQUIRIES BY SUBJECT CATEGORY FROM 2016-2019.....	41
DISTRIBUTION OF EMAIL INQUIRIES BY SUBJECT CATEGORY.....	42
COMPARISON OF EMAIL INQUIRIES BY SUBJECT CATEGORY FROM 2016-2019.....	44
APPENDIX A.....	A-1
APPENDIX B.....	B-1
APPENDIX C .....	C-1
APPENDIX D.....	D-1
APPENDIX E .....	E-1
APPENDIX F .....	F-1
APPENDIX G.....	G-1
APPENDIX H.....	H-1
APPENDIX I .....	I-1
APPENDIX J .....	J-1
APPENDIX K.....	K-1

## Introduction

Lobbying in the City of New York is governed by Administrative Code §§ 3-211 through 3-223 and Chapter 1 of Title 51 of the Rules of the City of New York (collectively, the “Lobbying Law.”) This is the fourteenth annual report issued by the Lobbying Bureau (the “Lobbying Bureau”) of the Office of the City Clerk (the “City Clerk”) pursuant to §3-212(c) of the Administrative Code of the City of New York (the “Administrative Code”), the text of which follows:

*The city clerk shall prepare and post on the internet an annual report relating to the administration and enforcement of the provisions of this subchapter. Such report shall contain information regarding (i) the number of complaints received from the public and the disposition of such complaints; (ii) the number and amount of civil penalties imposed pursuant to subdivisions (a), (b), (c) and (d) of section 3-223 of this subchapter; (iii) the number and duration of orders issued pursuant to subdivision (a) of section 3-223 of this subchapter; (iv) the number of random audits conducted by the city clerk and outcomes thereof; (v) compliance programs developed and implemented for lobbyists and clients; (vi) the types and number of requests for assistance related to the lobbying law received by the city clerk, and, as soon as practicable, the average response and resolution times of such requests; (vii) the number of lobbyists filing statements of registration pursuant to section 3-213 of this subchapter for the first time; (viii) the subject matter of lobbying activity most frequently reported by lobbyists; (ix) the lobbying targets most frequently reported by lobbyists; (x) the lobbyists that received the highest compensation; and (xi) such other information and analysis as the city clerk deems appropriate. Such report shall be posted on the internet no later than March first of each year and shall contain information relating to the preceding calendar year.*

Listed below is the information required by the Administrative Code for calendar year 2019.

### **(i) Number of complaints received from the public and the disposition of such complaints.**

In 2019, there were four open complaints regarding possible violations of the Administrative Code. One complaint was closed in January 2020. The complaint alleged that

DalyGonzalez LLC (“DalyGonzalez”) violated Administrative Code §§ 3-213(a)(1); 3-216(a)(1) or 3-217(a) *et seq.* in 2019. After review of the complaint and a subsequent investigation, the City Clerk found no probable cause that DalyGonzalez violated the Administrative Code.

Three complaints remain under investigation.

**(ii) Number and amount of civil penalties imposed pursuant to subdivisions (a), (b), (c) and (d) of §3-223 of the Administrative Code.**

Violators of the Lobbying Law are subject to the penalties detailed in Administrative Code §3-223 *et seq.* Pursuant to Administrative Code §3-223(a), the penalties for knowing and willful violations of the Lobbying Law include: a civil penalty not to exceed \$30,000; the issuance of a cease and desist order; or both a civil penalty and a cease and desist order. Pursuant to Administrative Code §3-223(b), violators are subject to a civil penalty not to exceed \$30,000 for violating a cease and desist order or for violating the proscription against contingency agreements. In addition to penalties for any late filing, pursuant to Administrative Code §3-223(c), violators may be subject to a civil penalty, not to exceed \$20,000, if a violation is not cured. Lastly, for any violation of the Lobbying Law not covered in the foregoing provisions, pursuant to Administrative Code §3-223(d), violators may be subject to a civil penalty not to exceed \$20,000, if a violation is not cured.

Listed below are the late filing and civil penalties<sup>1</sup> incurred for each reporting period as of February 3, 2020.

***2018 Annual Reports (Client Annual Reports and Sixth Periodic Reports)***

The Lobbying Bureau identified 30 Lobbyists<sup>2</sup> that failed to timely file an aggregate of 51 annual reports<sup>3</sup> for 2019. For this failure, such Lobbyists incurred \$5,325 in aggregate late filing penalties. (See [Appendix A](#) attached hereto.)

---

<sup>1</sup> The late filing penalties contained in this report are restricted to penalties resulting from the late filing of 2018 annual reports (client annual reports and sixth periodic reports) and 2019 filings including: statements of registration, first through fifth periodic reports, and first through fifth periodic fundraising and political consulting reports.

<sup>2</sup> As used throughout this report, “Lobbyists” refers to lobbying firms as well as lobbyist/client filers.

<sup>3</sup> The Lobbying Bureau has historically treated the sixth periodic report as equivalent to an annual report for lobbyists.

The Lobbying Bureau identified 228 late client annual reports. For this failure, such clients incurred \$103,740 in aggregate late filing penalties. (See [Appendix B](#) attached hereto.)

No civil penalties were warranted for the late filing of annual reports.

### ***2019 Statements of Registration and Periodic Reports***

The Lobbying Bureau identified 80 Lobbyists who failed to timely file an aggregate of 144 statements of registration. For this failure, such Lobbyists incurred \$66,065 in aggregate late filing penalties. (See [Appendix C](#) attached hereto.)

The Lobbying Bureau identified 3 Lobbyists who failed to timely correct a statement of registration. For this failure, such Lobbyist incurred \$4,132.26 in aggregate civil penalties. (See [Appendix D](#) attached hereto.) For more information, see [Other Compliance Efforts](#) below.

One hundred and twenty-five Notices to Cure were sent to Lobbyists who failed to timely pay registration fees or submit retainer agreements or amended retainer agreements. The Lobbyists cured such failures either by paying the fees or submitting the retainers. No civil penalties were warranted in connection with such failures.

The Lobbying Bureau identified 31 Lobbyists who failed to timely file an aggregate of 40 first periodic reports. For this failure, such Lobbyists incurred \$9,500 in aggregate late filing penalties. (See [Appendix E](#) attached hereto.)

The Lobbying Bureau identified 27 Lobbyists who failed to timely file an aggregate of 50 second periodic reports. For this failure, such Lobbyists incurred \$5,725 in aggregate late filing penalties. (See [Appendix F](#) attached hereto.)

The Lobbying Bureau identified 27 Lobbyists who failed to timely file an aggregate of 37 third periodic reports. For this failure, such Lobbyists incurred \$11,525 in aggregate late filing penalties. (See [Appendix G](#) attached hereto.)

The Lobbying Bureau identified 27 Lobbyists who failed to timely file an aggregate of 42 fourth periodic reports. For this failure, such Lobbyists incurred \$8,150 in aggregate late filing penalties. (See [Appendix H](#) attached hereto.)

The Lobbying Bureau identified 28 Lobbyists who failed to timely file an aggregate of 56 fifth periodic reports. For this failure, such Lobbyists incurred \$5,975 in aggregate late filing penalties. (See [Appendix I](#) attached hereto.)

### ***2019 Fundraising and Political Consulting Reports***

The Lobbying Bureau identified three Lobbyists who failed to timely file a total of four fundraising and political consulting reports. For this failure, such Lobbyists incurred \$3,325 in aggregate late filing penalties. (See [Appendix J](#) attached hereto.)

No civil penalties were warranted for the late filing of fundraising and political consulting reports.

### ***2019 Termination Notices***

Seventy-six Notices to Cure were sent to Lobbyists and 280 Notices to Cure were sent to clients who failed to timely file terminations notices. The filers cured such failures either by filing the missing termination notice or extending the lobbying contract. One client failed to timely cure. For this failure, the client incurred \$1,233.21 in civil penalties. (See [Appendix K](#) attached hereto.)

#### **(iii) Number and duration of orders issued pursuant to subdivision (a) of §3-223 of the Administrative Code.**

None.

#### **(iv) Number of random audits conducted by the city clerk and outcomes thereof.**

The Lobbying Bureau selected 45 Lobbyists for audit in 2019. The audits encompass an examination of all filings made in 2018 by the randomly selected Lobbyists, and associated clients, to determine if such filings were complete, accurate, timely filed and otherwise in compliance with the Lobbying Law. The audits normally result in the issuance of findings and required actions. Examples of previous audit findings include: reporting incorrect compensation and expenses; failing to report reimbursed expenses; failing to file termination notices; failing to properly describe subject details; failing to file correct targets; inadvertently listing children in the statement of registration; and inadvertently removing employees from the statement of registration. Examples of previous required actions include: correcting compensation and expense amounts; reporting reimbursed expenses; filing termination notices; amending reports to properly describe subject details; correcting targets; removing children from the statement of registration; and amending the statement of registration to relist incorrectly removed employees.

**(v) Compliance programs developed and implemented for lobbyists and clients.**

The Lobbying Bureau works with filers<sup>4</sup> to improve compliance with the Lobbying Law in a variety of ways including training, outreach and other educational efforts. In addition, the Lobbying Bureau receives numerous telephone and e-mail inquiries throughout the year for: assistance with filing reports; questions regarding requirements of the Lobbying Law; and technical assistance with e-Lobbyist. See [\*\(vi\) The types and number of requests for assistance related to the lobbying law received by the city clerk\*](#) for further information. Responding to these questions and requests for assistance continues to be an integral part of the Lobbying Bureau's daily functions.

***Training***

The Lobbying Bureau instituted a mandatory training program for Lobbyists in 2016 as required by the Lobbying Law. Lobbyists must complete the training biennially. If a lobbyist registers 30 or more clients and lists five or more lobbying officers or employees, then two officers or employees, one of whom must have lobbied in the prior year, must complete the training.

In 2019, in connection with the mandatory training program, the Lobbying Bureau conducted 25 trainings with approximately 259 attendees. Each session included a detailed overview of the requirements of the Lobbying Law and provided in-depth instructions on filing reports in e-Lobbyist. Each attorney who attended was eligible to receive 1.5 continuing legal education credits.

Approximately, 11 Notices to Cure were served in connection with the failure of Lobbyists to attend mandatory training. All Lobbyists subsequently cured the violation by attending training within the required cure period. No civil penalties were warranted for failure to attend training.

---

<sup>4</sup> As used throughout this report, unless otherwise stated, "filers" refers to lobbyist entities, lobbyist/client filers and clients.



## ***Outreach Efforts***

### *Notification to Recipients of Discretionary Funds under the City Council Fiscal Year 2020 Adopted Expense Budget - Schedule C*

The Lobbying Bureau sent approximately 1,900 emails to entities that received discretionary funding from the City Council for fiscal year 2020 that were not registered lobbyists. Enclosed with the email was a summary of the Lobbying Law. The email alerted entities to the Lobbying Law and encouraged them to review their activities and related compensation and expenses to determine whether or not they were required to comply. The Lobbying Bureau received numerous telephone and email inquiries as a result of this outreach effort.

### *Comparison of New York City and New York State Lobbying Reports*

The Lobbying Bureau continued its efforts to uncover unreported City lobbying in 2019 by comparing 6,698 statements of registration filed with the Joint Commission on Public Ethics (“JCOPE”) with statements of registration filed with the Lobbying Bureau as of October 29, 2019.

In total, 11 entities reported lobbying City targets with JCOPE but did not file a statement of registration with the Lobbying Bureau. As a result, the Lobbying Bureau sent notices to the entities. Ten of these entities submitted affidavits affirming that they were not required to file statements of registration because: (1) the entity inadvertently listed a City target on the JCOPE statement of registration when no City lobbying took place; or (2) the entity did not exceed the \$5,000 reporting threshold for City lobbying. Enforcement proceedings are ongoing for the remaining entity.

## ***Other Compliance Efforts***

The Lobbying Bureau examines reports filed on e-Lobbyist to determine the accuracy of the information contained in the statements of registration, retainer agreements and periodic reports. In 2019, the Lobbying Bureau reviewed all retainer agreements filed by lobbyists to ensure that the retainer agreements complied with the Lobbying Law.

### Retainer Issues

All retainer agreements must contain: (1) the compensation payable to the lobbyist; (2) the client's name; (3) the terms of any third-party payments for the lobbyist's services; and (4) the duration of the term of representation, including the specific start date. *See* Chapter 1 of Title 51 of the Rules of the City of New York § 1-08. The Lobbying Bureau identified approximately 90 statements of registration which contained retainer issues including: (1) failure to include a full force and effect letter, (2) failure to upload the original retainer with the amended retainer, and (3) uploading the wrong retainer. Non-compliant Lobbyists were contacted and required to correct the retainer issues within the cure period. Notices to Cure were served on 7 Lobbyists.

No civil penalties were warranted for the retainer issues.

### Date Issues

In order to resolve date discrepancies, the Lobbying Bureau cross-checked start and end dates listed on the statements of registration with the corresponding retainer agreements contained in e-Lobbyist. The Lobbying Bureau identified approximately 100 statements of registration which contained issues with start and end dates in Lobbyists' filings by comparing the dates on the statements of registration with the dates listed on the retainer agreements. Notices to Cure were served on 8 Lobbyists. Lobbyists were instructed to cure by amending either the date on the statement of registration or the date on the corresponding retainer agreement.

For the above described date issues, the Lobbying Bureau identified 2 Lobbyists who failed to timely correct a total of five reports within the cure period. For this failure, such Lobbyists incurred \$3,399 in aggregate civil penalties. (See [Appendix D](#) attached hereto.)

### Entity Name Issues

In order to resolve name discrepancies, the Lobbying Bureau cross-checked client names listed on the statements of registration and retainer agreements with the client enrollment name. The Lobbying Bureau identified 33 statements of registration which contained entity name issues. Notices to Cure were served on 12 Lobbyists. The Lobbyists were instructed to cure by: (1) filing an amended statement of registration with an amended retainer agreement listing the correct name; or (2) enrolling the new entity and filing reports under the new entity name.

For the above described entity name issues, the Lobbying Bureau identified 1 Lobbyist who failed to timely correct one report within the cure period. For this failure, such Lobbyist incurred \$733.26 in civil penalties. (See [Appendix D](#) attached hereto.)

**(vi) The types and number of requests for assistance related to the lobbying law received by the city clerk.**

In 2019, the Lobbying Bureau recorded its activities and the types and number of requests received.<sup>5</sup> From January 1, 2019 through December 31, 2019, the Lobbying Bureau's time was allocated as follows: compliance 39%, audits 24%, enforcement 13%, investigations 11%, e-Lobbyist assistance 8%, outreach/training 4%, and administration 1%, (see page [38](#)).<sup>6</sup> In addition, the Lobbying Bureau received approximately 1,363 telephone calls (see pages [39-41](#)) and 4,495 email requests (see pages [42-44](#)). The majority of telephone calls involved filers requesting technical assistance with completing a filing on e-Lobbyist. The majority of emails involved filers requesting clarification on how to report lobbying activities.

**(vii) The number of lobbyists filing statements of registration pursuant to §3-213 of the Administrative Code for the first time.**

In 2019, 34 Lobbyists filed statements of registration for the first time. This is a 35% decrease from the previous year. Fifteen of these entities are lobbyists and 19 entities are lobbyist/client filers. The 19 lobbyist/client filers' industry categories were reported as follows: 7 public, community interest and not-for-profit organization; 4 banking and financial services; 2 real estate, construction, engineering and developer; 1 advertising, marketing and sales; 1 education; 1 fashion and retail; 1 health and mental hygiene; 1 trade association; and 1 transportation.

---

<sup>5</sup> All data is compiled from information recorded and reported by Lobbying Bureau staff members and constitute best estimates.

<sup>6</sup> Total may vary due to rounding.

**(viii) The subject matter of lobbying activity most frequently reported by lobbyists and lobbyist/client filers.**

See [Analysis of Lobbying Data](#) and charts on pages [34-35](#).

**(ix) The lobbying targets most frequently reported by lobbyists and lobbyist/client filers.**

See [Analysis of Lobbying Data](#) and chart on page [36](#).

**(x) The lobbyists and lobbyist/client filers that reported the highest compensation.**

See [Analysis of Lobbying Data](#) and charts on pages [12-18](#) and [22-25](#).

**(xi) Other information and analysis.**

### ***Number of Reporting Lobbyists and Clients***

As of February 28, 2020, approximately 1,853 Lobbyists and 5,604 clients were enrolled in e-Lobbyist. In 2019, approximately 2,865 statements of registration were filed on e-Lobbyist and Lobbyists paid approximately \$204,700 in registration fees.

### ***Outlook For 2020***

In 2020, the Lobbying Bureau will remain focused on compliance and enforcement of the Lobbying Law. The Lobbying Bureau will continue to confirm the veracity of reports filed by Lobbyists and clients and continue to check information contained in the reports to verify the accuracy of the filings and resolve any discrepancies.

The Lobbying Bureau will continue to respond to requests for guidance and interpretations of the Lobbying Law. We will continue our mandatory training program which includes instruction on e-Lobbyist and the requirements of the Lobbying Law. The Lobbying Bureau will continue to identify consistent trends of noncompliance and highlight those areas in our training materials and enforcement procedures.

In 2019, the Lobbying Bureau extended its training program to include an antifraud and anticorruption component. In 2020, the Lobbying Bureau will continue to update its training program and work on expanding its remote training options. The Lobbying Bureau will also continue to fulfill its statutory duties including conducting random audits and investigating unreported lobbying.

The Lobbying Bureau, in conjunction with the Department of Information Technology and Telecommunications (“DoITT”), will continue the process of developing a new e-Lobbyist system. The new system will seek to enhance the user-friendliness of the system including: text changes to screens and the user-guide; adding more drop-downs to replace free-form fields; improving the functionality of the automatic e-Lobbyist emails; and implementation of an enhancement which will permit lobbyist/client filers, whose total compensation is between \$5,000 and \$10,000, to file two periodic reports per year instead of six.

The Lobbying Bureau, in conjunction with DoITT, will continue to make information available via [NYC Lobbyist Search](#), the public database of filings. The enhanced lobbyist search has enabled the Lobbying Bureau to further its mission of increasing transparency in government and allowed requests for information to be fulfilled more efficiently.

The Lobbying Bureau has drafted amended rules regarding the definition of lobbying applicable to architects and engineers as mandated by the Lobbying Law. The amended rules have been submitted for review. The City Clerk anticipates finalizing the rule changes in 2020.

### ***Analysis of Lobbying Data***<sup>7</sup>

Each year the Lobbying Bureau analyzes the available data and reports on various macro and micro trends in City lobbying. In addition, the Lobbying Bureau receives many requests for information about City lobbying activity from the media and government watchdog organizations. In order to facilitate the transparency goals of the Lobbying Law, and in response to requests for information, lobbying data comparisons and analyses are included in the subsequent pages of this report. The data includes: top ten list of lobbyists based on compensation (see pages [12-18](#)); top lobbyists ranked by number of clients (see pages [19-21](#)); and top lobbyists ranked by number of employees (see page [30](#)).

---

<sup>7</sup> Please note, all data contained in the following charts and graphs is self-reported. All data is subject to change since filers can amend filings at any time.

The analyses of lobbyist/client filers includes top ten lobbyist/client filers ranked by compensation (see pages [22-25](#)) and top lobbyist/client filers ranked by number of employees (see page [31](#)). The analyses also contain information regarding clients including: top clients ranked by total compensation paid to all retained lobbying firms (see pages [26-27](#)); top clients ranked by number of lobbying firms retained (see page [28](#)); the top ten lobbying contracts (see page [29](#)); and a breakdown of registered clients' industries (see pages [32-33](#)). Also included are the top activities by subject category (see pages [34-35](#)), top targets (see page [36](#)) and an analysis of the data reported in the fundraising reports (see page [37](#)).

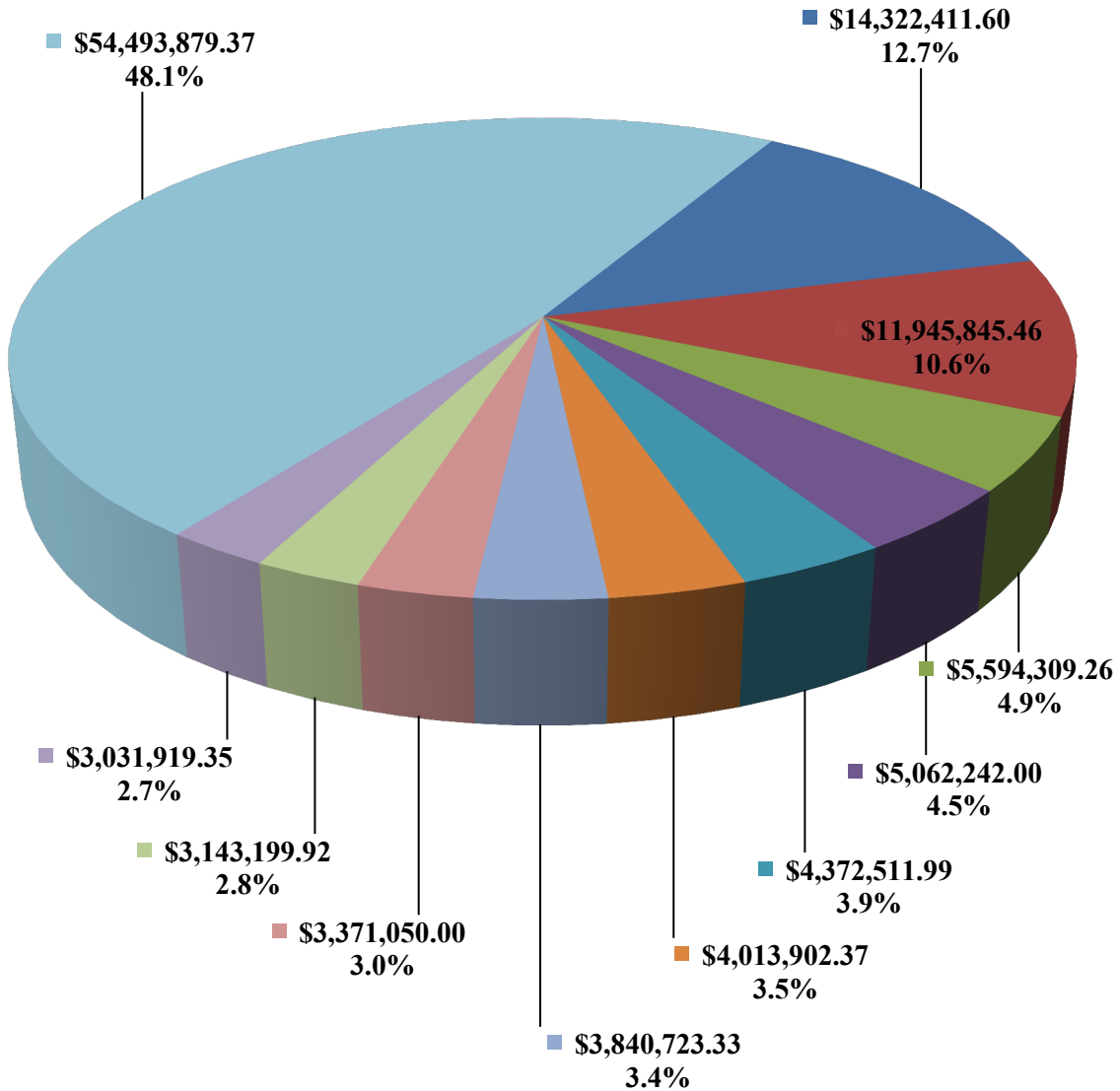
## TOP TEN LOBBYISTS OF 2019 BY COMPENSATION<sup>8</sup>

<u>Lobbyist</u>	<u>Total Compensation Reported</u>
Kasirer LLC	\$14,322,411.60
James F. Capalino & Associates, Inc.	\$11,945,845.46
Bolton-St. Johns, LLC	\$5,594,309.26
Constantinople & Vallone Consulting LLC	\$5,062,242.00
Pitta Bishop & Del Giorno LLC	\$4,372,511.99
Davidoff Hutcher & Citron LLP	\$4,013,902.37
Greenberg Traurig, LLP	\$3,840,723.33
Geto & de Milly Inc.	\$3,371,050.00
Connelly McLaughlin & Woloz	\$3,143,199.92
Mirram Group LLC	<u>\$3,031,919.35</u>
<b>SUB-TOTAL</b>	\$58,698,115.28
OTHER LOBBYISTS	<u>\$54,493,879.37</u>
<b>TOTAL COMPENSATION</b>	<b><u>\$113,191,994.65</u></b>

---

<sup>8</sup> Data is based on the cumulative compensation reported by the lobbyist in its 2019 periodic reports (period one through six) and is subject to change.

## TOP TEN LOBBYISTS OF 2019 BY COMPENSATION



- Kasirer LLC
- James F. Capalino & Associates, Inc.
- Bolton-St. Johns, LLC
- Constantinople & Vallone Consulting LLC
- Pitta Bishop & Del Giorno LLC
- Davidoff Hutcher & Citron LLP
- Greenberg Traurig, LLP
- Geto & de Milly Inc.
- Connelly McLaughlin & Woloz
- Mirram Group LLC
- Other Lobbyists



**TOP TEN LOBBYISTS OF 2018 BY COMPENSATION<sup>9</sup>**

<b><u>Lobbyist</u></b>	<b><u>Total Compensation Reported</u></b>
Kasirer LLC	\$12,848,012.00
James F. Capalino & Associates, Inc.	\$11,070,551.04
Pitta Bishop & Del Giorno LLC	\$4,763,043.21
Bolton-St. Johns, LLC	\$4,547,891.30
Constantinople & Vallone Consulting LLC	\$4,432,492.00
Greenberg Traurig, LLP	\$3,981,466.54
Davidoff Hutcher & Citron LLP	\$3,084,123.00
Geto & de Milly Inc.	\$2,891,000.00
Connelly McLaughlin & Woloz	\$2,644,495.92
The Wright Group NY, Inc	<u>\$2,572,064.00</u>
<b>SUB-TOTAL</b>	\$52,835,139.01
<b>OTHER LOBBYISTS</b>	<u>\$49,737,050.81</u>
<b>TOTAL COMPENSATION</b>	<b><u>\$102,572,189.82</u></b>

---

<sup>9</sup> Data is based on the cumulative compensation reported by the lobbyist in its periodic reports as reported in the Lobbying Bureau Annual Report dated March 1, 2019.

**TOP TEN LOBBYISTS OF 2017 BY COMPENSATION**<sup>10</sup>

<b><u>Lobbyist</u></b>	<b><u>Total Compensation Reported</u></b>
Kasirer LLC	\$11,480,411.00
James F. Capalino & Associates, Inc.	\$11,272,802.81
Pitta Bishop & Del Giorno LLC	\$4,875,859.15
Bolton-St. Johns, LLC	\$3,930,269.96
Constantinople & Vallone Consulting LLC	\$3,882,992.00
Greenberg Traurig, LLP	\$3,492,808.65
Davidoff Hutcher & Citron LLP	\$2,550,181.00
Geto & de Milly Inc.	\$2,487,748.00
Connelly McLaughlin & Woloz	\$2,408,491.96
Kramer Levin Naftalis & Frankel LLP	<u>\$2,269,764.25</u>
<b>SUB-TOTAL</b>	\$48,651,328.78
<b>OTHER LOBBYISTS</b>	<u>\$46,980,305.86</u>
<b>TOTAL COMPENSATION</b>	<b><u>\$95,631,634.64</u></b>

---

<sup>10</sup> Data is based on the cumulative compensation reported by the lobbyist in its periodic reports as reported in the Lobbying Bureau Annual Report dated March 1, 2018.

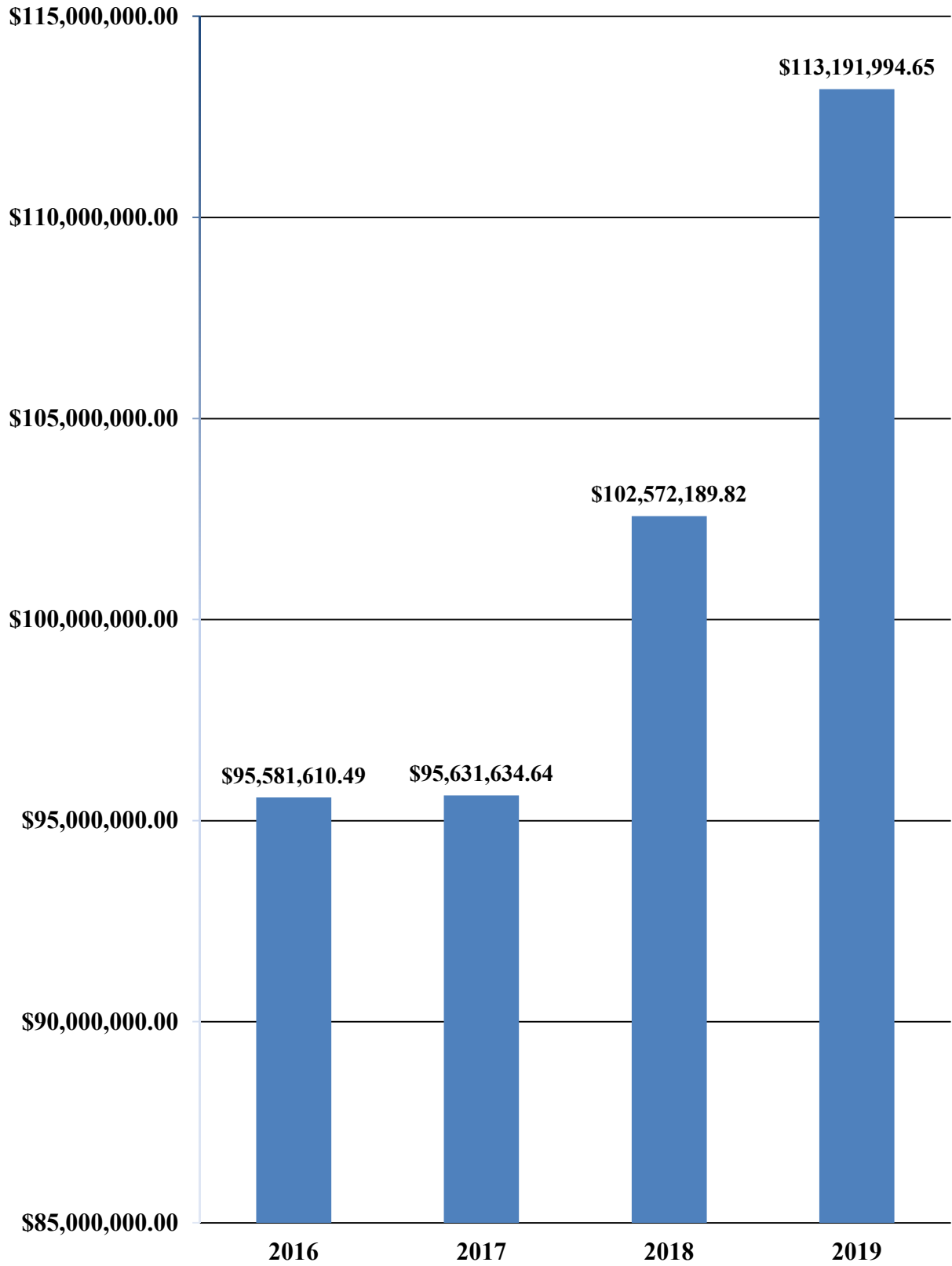
**TOP TEN LOBBYISTS OF 2016 BY COMPENSATION<sup>11</sup>**

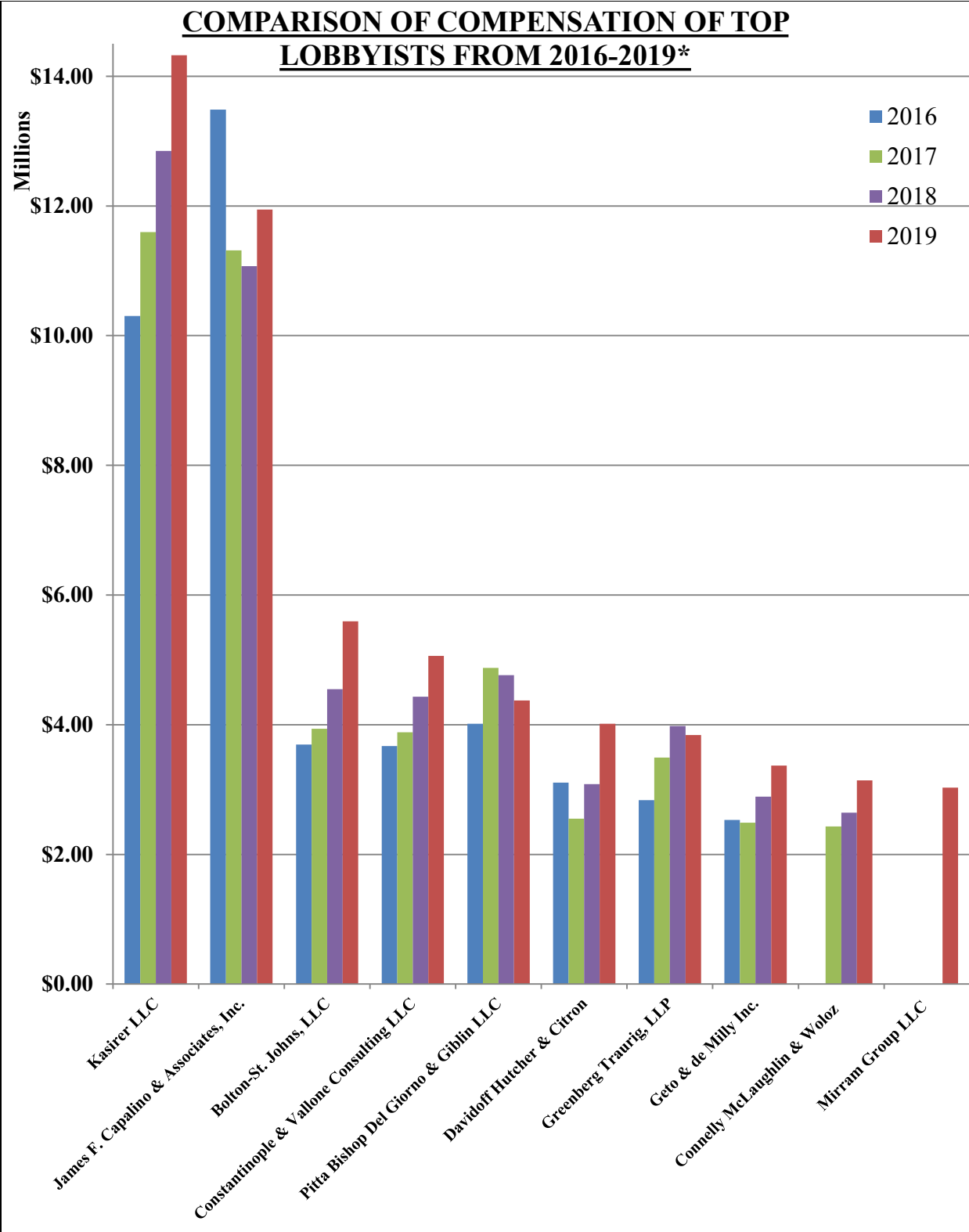
<b><u>Lobbyist</u></b>	<b><u>Total Compensation Reported</u></b>
James F. Capalino & Associates, Inc.	\$13,485,445.46
Kasirer LLC	\$10,304,683.49
Pitta Bishop Del Giorno & Giblin LLC	\$4,013,285.77
Bolton-St. Johns, LLC	\$3,693,827.57
Constantinople & Vallone Consulting LLC	\$3,670,492.00
Davidoff Hutcher & Citron LLP	\$3,108,056.75
Kramer Levin Naftalis & Frankel LLP	\$3,039,528.20
Greenberg Traurig, LLP	\$2,835,415.46
Manatt, Phelps & Phillips, LLP	\$2,629,806.41
Geto & de Milly Inc.	<u>\$2,532,002.00</u>
<b>SUB-TOTAL</b>	\$49,312,543.11
<b>OTHER LOBBYISTS</b>	<u>\$46,269,067.38</u>
<b>TOTAL COMPENSATION</b>	<b><u>\$95,581,610.49</u></b>

---

<sup>11</sup> Data is based on the cumulative compensation reported by the lobbyist in its periodic reports as reported in the Lobbying Bureau Annual Report dated March 1, 2017.

**COMPARISON OF COMPENSATION OF LOBBYISTS FROM 2016-2019**





\*Total may vary due to rounding. All compensation is as reported in previous annual reports. If a year is missing, the lobbying firm was not listed as a top ten lobbyist for that year.

**TOP TEN LOBBYISTS OF 2019 BY NUMBER OF CLIENTS<sup>12</sup> REGISTERED<sup>13</sup>**

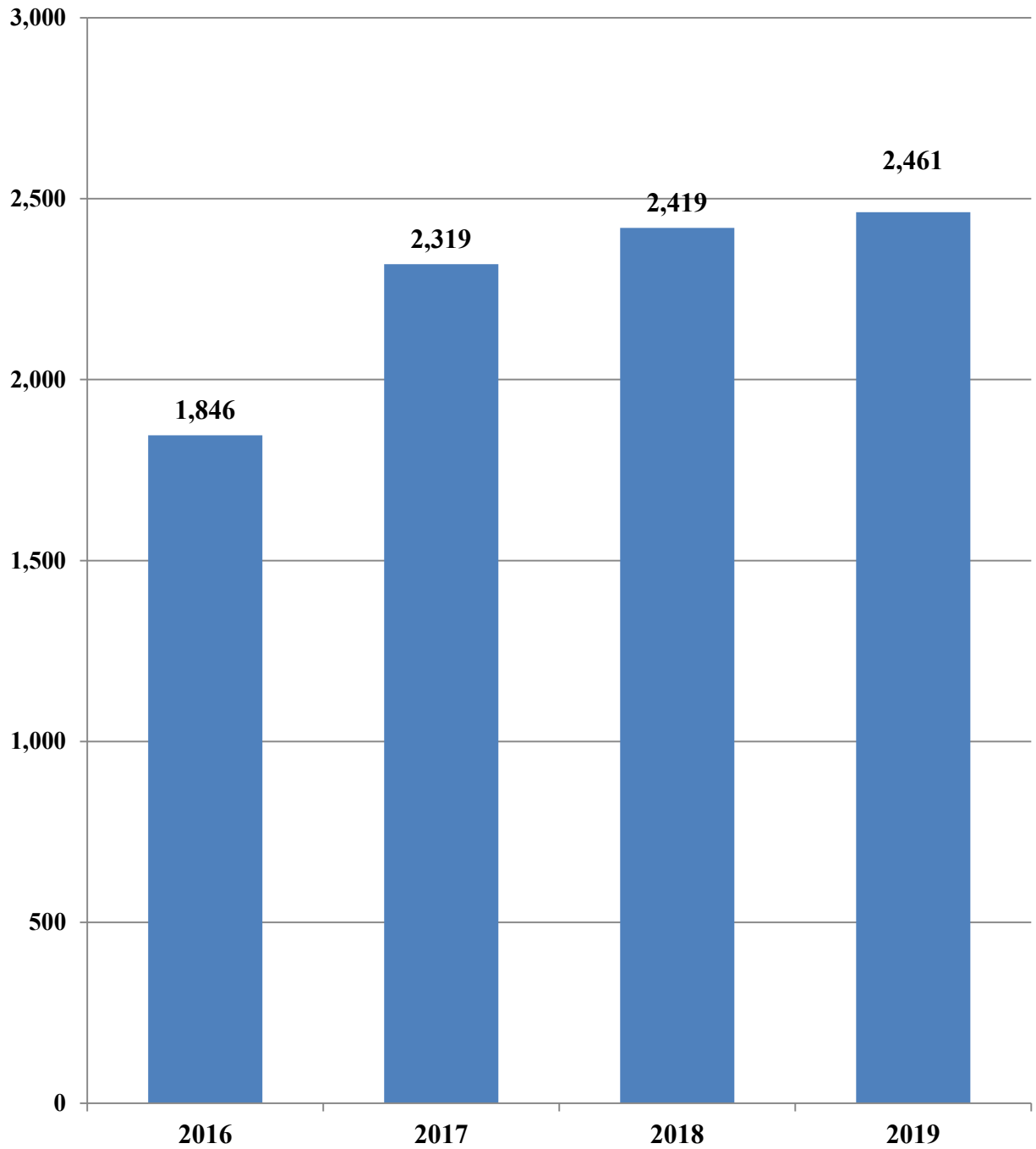
<b><u>Lobbyist</u></b>	<b><u>Number of Clients Registered</u></b>
James F. Capalino & Associates, Inc.	283
Kasirer LLC	217
Bolton-St. Johns, LLC	105
Eric Palatnik, P.C.	105
Greenberg Traurig, LLP	93
Constantinople & Vallone Consulting LLC	88
Davidoff Hutcher & Citron LLP	87
Pitta Bishop & Del Giorno LLC	85
Connelly McLaughlin & Woloz	66
Fried, Frank, Harris, Shriver & Jacobson LLP	61

---

<sup>12</sup> “Clients” includes clients and lobbyist/client filers that reported retaining an outside lobbying entity in 2019.

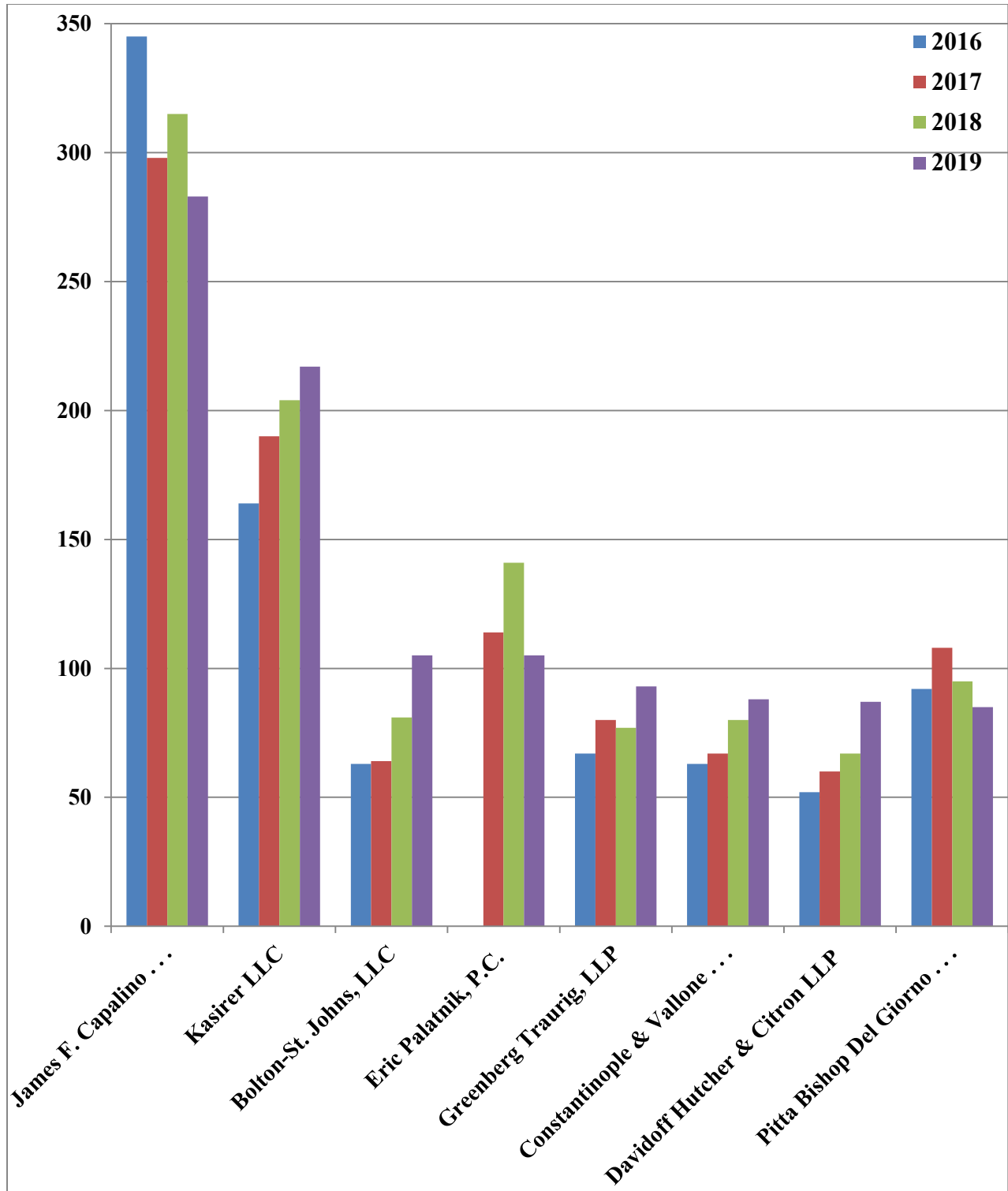
<sup>13</sup> Data is based on statements of registration filed by lobbyists. For previous years, the data is based on the number of clients published in the respective year’s Lobbying Bureau Annual Report.

**COMPARISON OF TOTAL CLIENTS FROM 2016-2019\***



\* "Clients" includes clients and lobbyist/client filers that reported retaining an outside lobbying entity in 2019. Data is based on statements of registration filed by lobbyists. For previous years, the data is based on the number of clients published in the respective year's Lobbying Bureau Annual Report.

**COMPARISON OF TOTAL CLIENTS OF TOP LOBBYISTS FROM 2016-2019\***



\*This chart includes a comparison of top lobbyists that have appeared on the “top ten lobbyists by number of clients registered” in the Lobbying Bureau Annual Report for years 2016-2019.



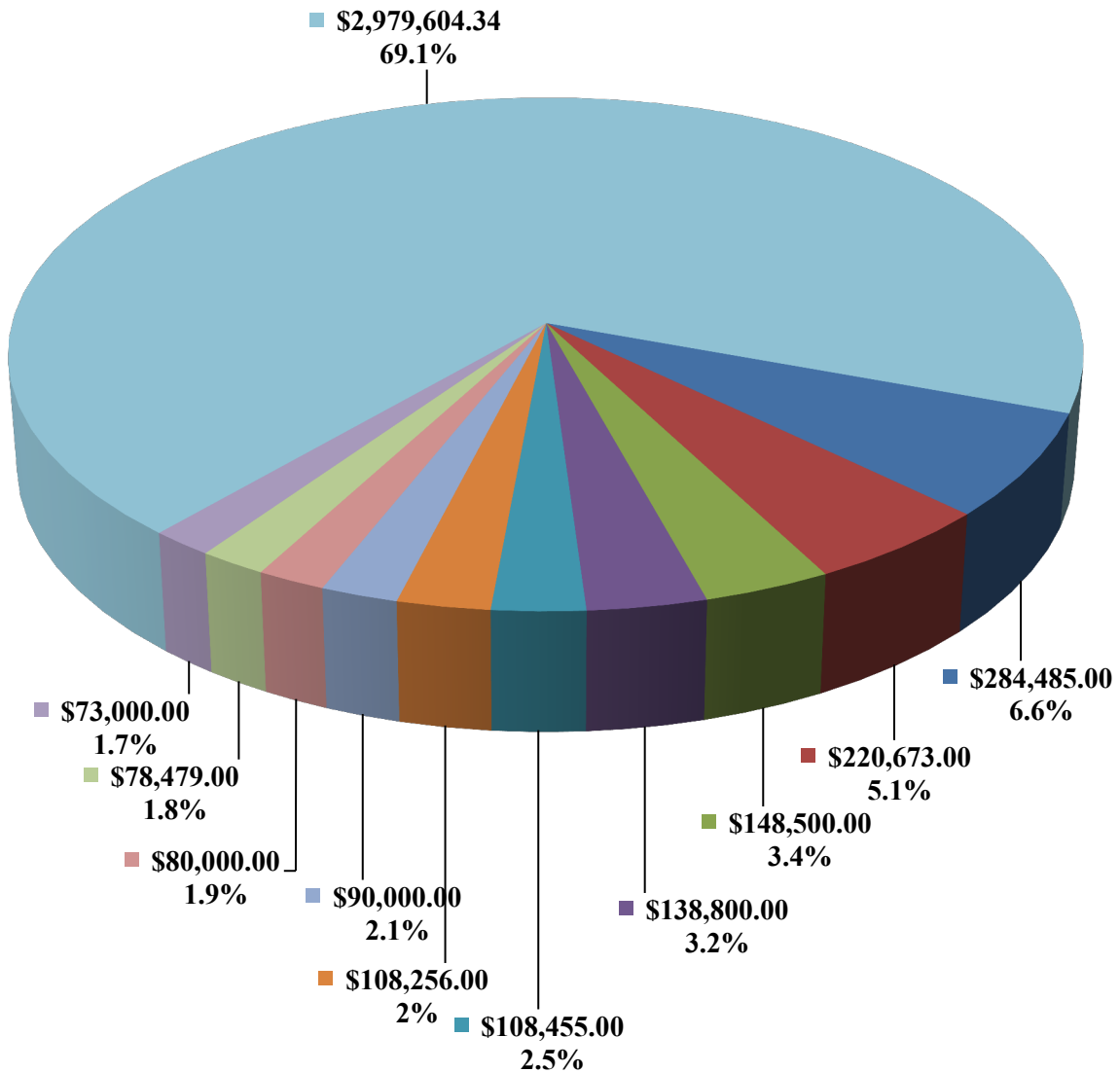
**TOP TEN LOBBYIST/CLIENT FILERS OF 2019 BY COMPENSATION**<sup>14</sup>

<b><u>Lobbyist/Client</u></b>	<b><u>Total Compensation Reported</u></b>
Association for Neighborhood & Housing Development, Inc.	\$284,485.00
United Federation of Teachers	\$220,673.00
RXR Realty LLC	\$148,500.00
Greater New York Hospital Association, Inc.	\$138,800.00
District Council 37	\$108,455.00
Real Estate Board of New York, Inc.	\$108,256.00
BioBus, Inc.	\$90,000.00
AJO, LP	\$80,000.00
Harlem United: Community AIDS Center, Inc.	\$78,479.00
New Yorkers for Clean Livable & Safe Streets Inc.	<u>\$73,000.00</u>
<b>SUB-TOTAL</b>	<b>\$1,330,648.00</b>
<b>OTHER LOBBYIST/CLIENTS</b>	<b><u>\$2,979,604.34</u></b>
<b>TOTAL COMPENSATION</b>	<b><u>\$4,310,252.34</u></b>

---

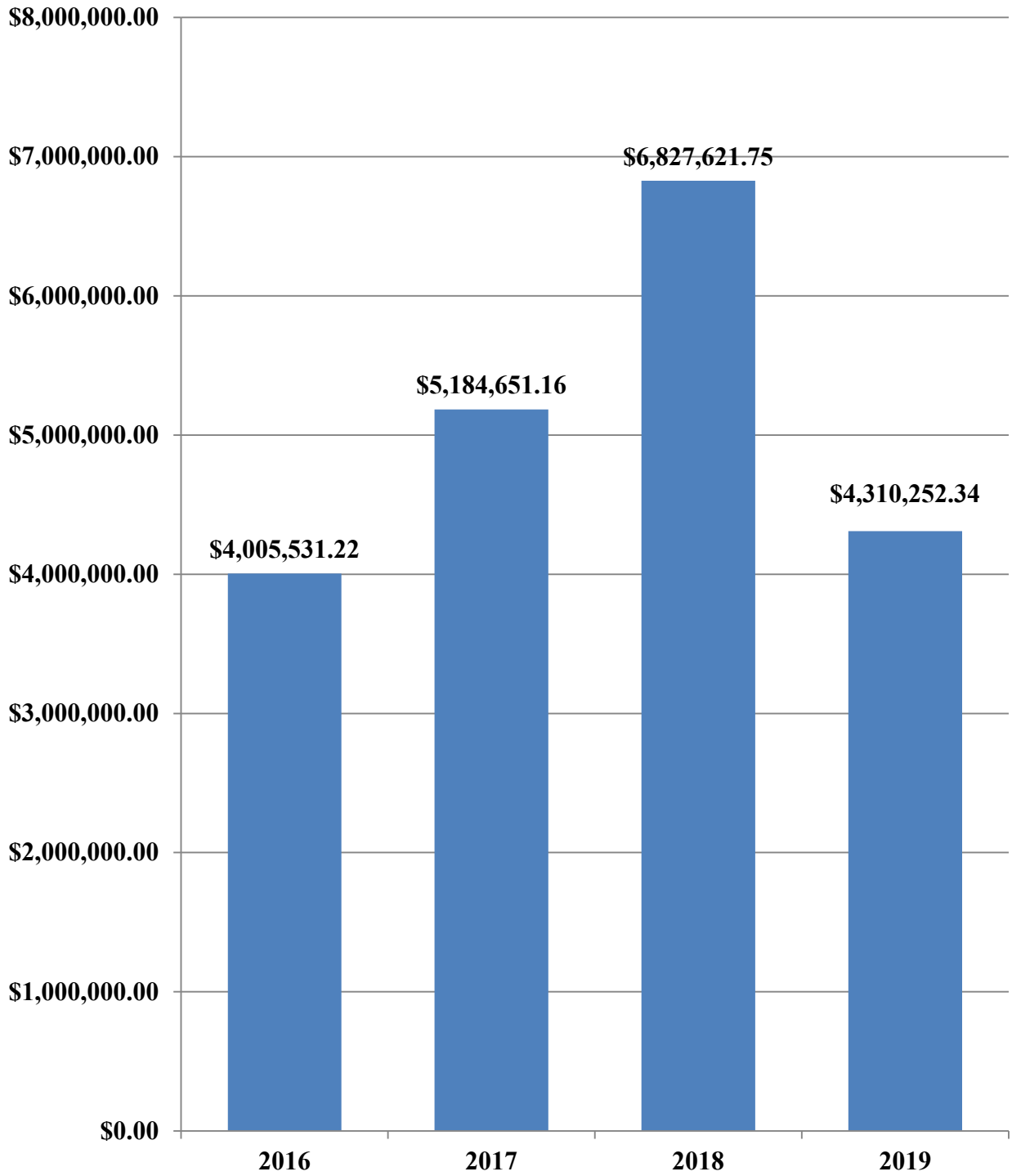
<sup>14</sup> Data is based on cumulative compensation reported in periodic reports filed by lobbyist/client filers.

## TOP TEN LOBBYIST/CLIENT FILERS OF 2019 BY COMPENSATION



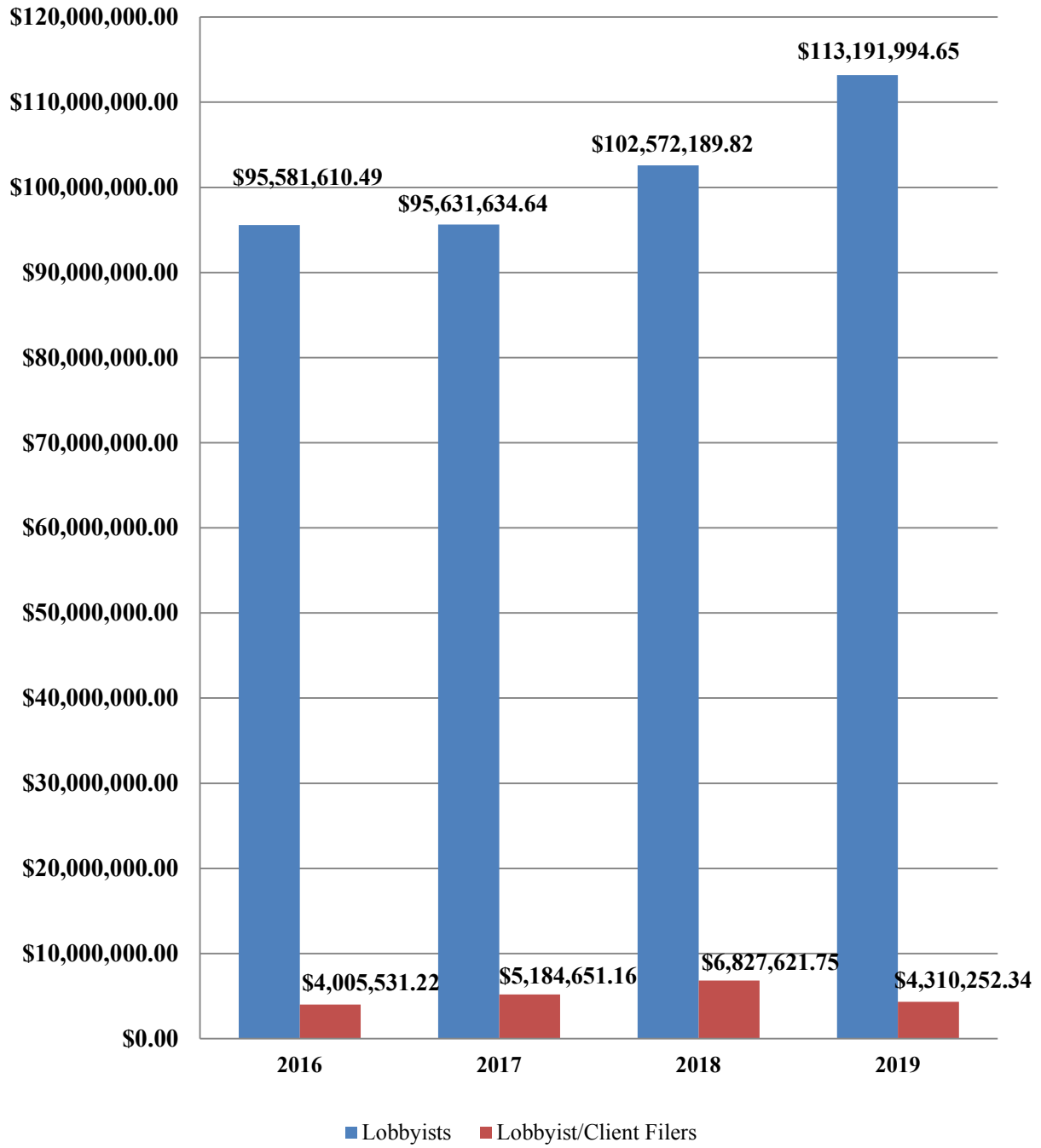
- Association for Neighborhood & Housing Development, Inc.
- United Federation of Teachers
- RXR Realty LLC
- Greater New York Hospital Association, Inc.
- District Council 37
- Real Estate Board of New York, Inc.
- BioBus, Inc.
- AJO, LP
- Harlem United: Community AIDS Center, Inc.
- New Yorkers for Clean Livable & Safe Streets Inc.
- Other

**COMPARISON OF LOBBYIST/CLIENT FILERS' COMPENSATION FROM**  
**2016-2019\***



\*Data is based on the cumulative compensation reported by lobbyist/client filers in its periodic reports in 2019 and as reported in the Lobbying Bureau Annual Report for the respective previous years.

**COMPARISON OF LOBBYISTS' AND LOBBYIST/CLIENT  
FILERS' COMPENSATION FROM 2016-2019\***



\*Data is based on the cumulative compensation reported by lobbyists and lobbyist/client filers in its periodic reports in 2019 and as reported in the Lobbying Bureau Annual Report for the respective previous years.

**TOP TEN CLIENTS<sup>15</sup> OF 2019 BY COMPENSATION TO ALL LOBBYING FIRMS<sup>16</sup>**

<b><u>Client</u></b>	<b><u>Lobbyist</u></b>	<b><u>Compensation</u></b>
FWRA LLC	James F. Capalino & Associates, Inc.	\$141,532.00
	Stroock & Stroock & Lavan LLP	\$883,079.50
		<b><u>\$1,024,611.50</u></b>
NYS Trial Lawyers Association, Inc.	Beaudoin & Company, LLC	\$222,750.00
	Patrick B. Jenkins & Associates	\$426,000.00
		<b><u>\$648,750.00</u></b>
Northwell Health, Inc.	Blue Sky Real Estate Services LLC	\$100,000.00
	Ennead Architects LLP	\$4,930.00
	Fried, Frank, Harris, Shriver & Jacobson LLP	\$267,262.20
	Kasirer LLC	\$240,000.00
	Peck, Madigan, Jones & Stewart, Inc.	\$1,500.00
	The Ickes and Enright Group, Inc.	\$1,500.00
	<b><u>\$615,192.20</u></b>	
Two Pillars LLC	Bryan Cave Leighton Paisner LLP	\$491,895.00
	L&L MAG LLC	\$43,750.00
		<b><u>\$535,645.00</u></b>
La Hermosa Christian Church	Herrick, Feinstein LLP	\$414,530.00
	James F. Capalino & Associates, Inc.	\$117,500.00
		<b><u>\$532,030.00</u></b>
Vornado Realty L.P.	Fried, Frank, Harris, Shriver & Jacobson LLP	\$32,061.00
	Higgins Quasebarth & Partners, LLC	\$3,845.00
	Kasirer LLC	\$180,000.00
	Kramer Levin Naftalis & Frankel LLP	\$300,032.50
		<b><u>\$515,938.50</u></b>

<sup>15</sup> The compensation reported does not include compensation reported as a lobbyist/client filer. It only includes compensation reported paid to outside lobbying firms.

<sup>16</sup> Data is based on the cumulative compensation reported by the lobbyist in its 2019 periodic reports.

JUUL LABS, INC.	Davidoff Hutcher & Citron LLP	\$204,500.00
	Distinctive Public Affairs, LLC	\$70,000.00
	ERG Advisors LLC	\$60,000.00
	James F. Capalino & Associates, Inc.	\$45,000.00
	Scarlett NY Consulting, LLC	<u>\$60,000.00</u>
		<b><u>\$439,500.00</u></b>
AIRBNB, Inc.	Bolton-St. Johns, LLC	\$150,000.00
	Brown & Weinraub, PLLC	\$150,000.00
	Stanley K. Schlein, Esq.	\$30,000.00
	Steel Lion Strategies, Inc.	<u>\$100,000.00</u>
		<b><u>\$430,000.00</u></b>
The Mount Sinai Hospital	BJH Advisors, LLC	\$87,350.00
	Kasirer LLC	\$240,000.00
	Katherine DeFoyd, L.L.C.	\$48,000.00
	SKDKnickerbocker LLC	\$30,000.00
	Venable LLP	<u>\$15,413.75</u>
		<b><u>\$420,763.75</u></b>
RAI Services Company	Bolton-St. Johns, LLC	\$155,000.00
	Davidoff Hutcher & Citron LLP	\$40,000.00
	JEM Associates NY, LLC	\$72,000.00
	M3L Global Strategies Group LLC	\$1,675.00
	Multicultural HealthCare Marketing Group LLC	\$67,500.00
	The Blasdel Group, LLC	\$39,200.00
	YORK GROUP ASSOCIATES LLC	<u>\$25,000.00</u>
		<b><u>\$400,375.00</u></b>

**TOP CLIENTS OF 2019 BY RETAINED LOBBYING FIRMS<sup>17</sup>**

<b><u>Client</u></b>	<b><u>Number of Firms Retained</u></b>
RAI Services Company	7
Northwell Health, Inc.	6
19-20 Bush Terminal Owner, LP with 1-10 Bush Terminal Owner, LP	5
Altria Client Services LLC	5
Design Center Inc.	5
JUUL LABS, INC.	5
MADDD Equities LLC	5
The Mount Sinai Hospital	5
Uber Technologies, Inc.	5
1-10 Bush Terminal Owner, LP with 19-20 Bush Terminal Owner, LP	4
AIRBNB, Inc.	4
Amazon.com Services, Inc.	4
Arker Diversified Companies	4
Bird Rides, Inc.	4
Buspatrol America LLC	4
New York Blood Center, Inc.	4
Pure Storage, Inc.	4
Reliant Transportation, Inc	4
RP Inlet, LLC	4
The Walt Disney Company	4
Tishman Speyer Properties, L.P.	4
Two Trees Management Co., LLC	4
Vornado Realty L.P.	4

---

<sup>17</sup> Data is based on statements of registration filed by lobbyists and only includes lobbyist/client filers who have retained an outside lobbyist.

**TOP TEN LOBBYING CONTRACTS IN 2019**  
**(COMPENSATION PAID<sup>18</sup> TO ONE LOBBYING FIRM)<sup>19</sup>**

<b><u>Client</u></b>	<b><u>Lobbyist</u></b>	<b><u>Compensation</u></b>
FWRA LLC	Stroock & Stroock & Lavan LLP	\$883,079.50
Two Pillars LLC	Bryan Cave Leighton Paisner LLP	\$491,895.00
NYS Trial Lawyers Association, Inc.	Patrick B. Jenkins & Associates	\$426,000.00
La Hermosa Christian Church	Herrick, Feinstein LLP	\$414,530.00
Young Nian Group LLC	Kramer Levin Naftalis & Frankel LLP	\$365,256.00
Latchable, Inc.	Tusk Strategies, Inc.	\$315,000.00
Vornado Realty L.P.	Kramer Levin Naftalis & Frankel LLP	\$300,032.50
Coney Island Holdings LLC	Davidoff Hutcher & Citron LLP	\$300,000.00
Lindenwood Health, Inc.	Mercury Public Affairs, LLC	\$300,000.00
Social Bicycles LLC	Stu Loeser & Co. LLC	\$275,000.00

---

<sup>18</sup> The compensation reported does not include compensation reported as a lobbyist/client filer. It only includes compensation paid to outside lobbying firms.

<sup>19</sup> Data is based on the cumulative compensation reported by the lobbyist in its 2019 periodic reports.



**TOP LOBBYISTS OF 2019 BY NUMBER OF EMPLOYEES**<sup>20</sup>

<b><u>Lobbyist</u></b>	<b><u>Number of Employees</u></b>
Tusk Strategies, Inc.	41
Kasirer LLC	36
James F. Capalino & Associates, Inc.	30
Bolton-St. Johns, LLC	29
Greenberg Traurig, LLP	28
Akerman LLP	21
Davidoff Hutcher & Citron LLP	21
Sheldon Lobel, P.C.	17
Howard Hughes Management Co., LLC	16
Constantinople & Vallone Consulting LLC	15

---

<sup>20</sup> Data is based on employees listed on the statements of registration filed by lobbyists.

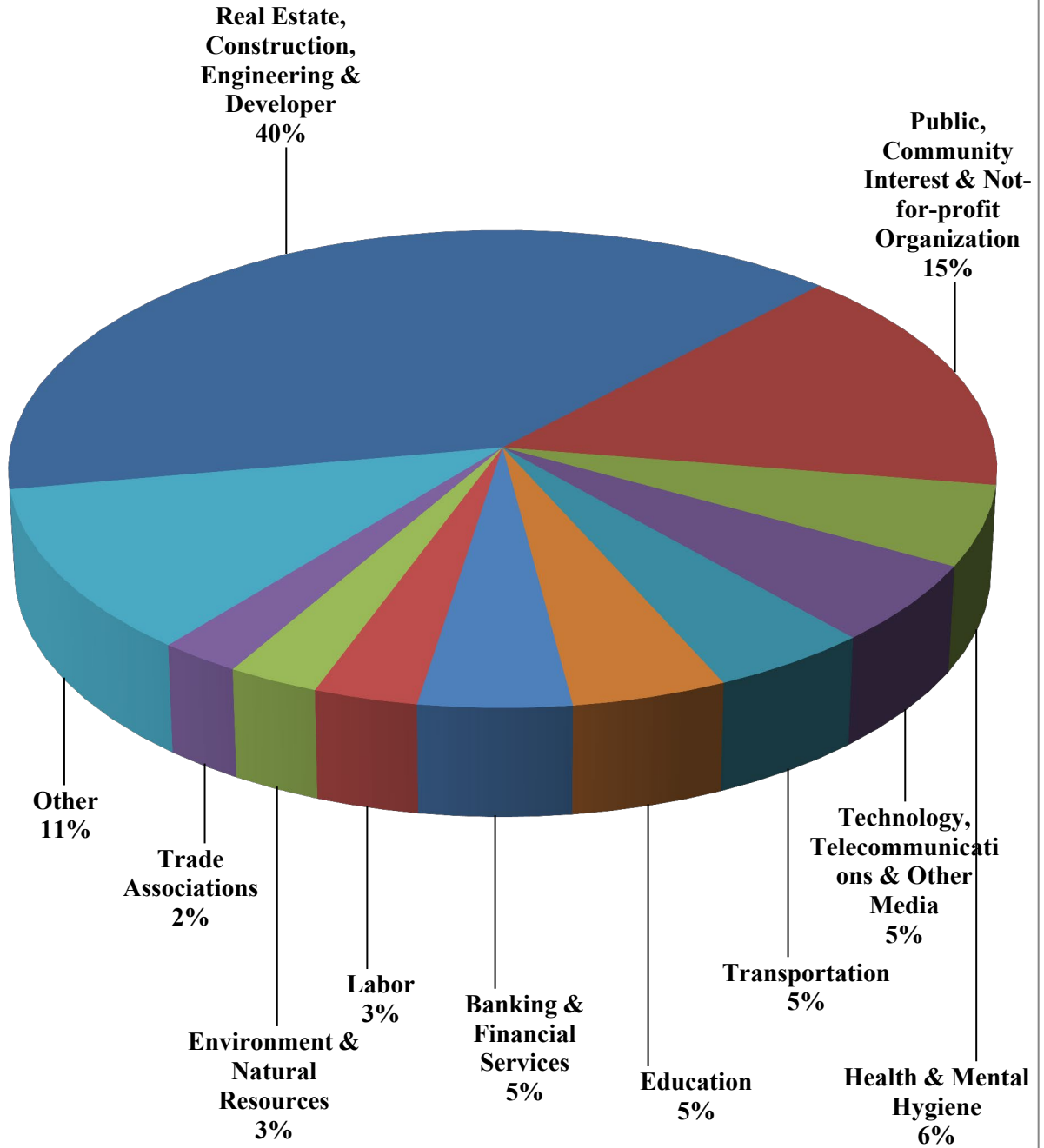
**TOP LOBBYIST/CLIENT FILERS OF 2019 BY NUMBER OF EMPLOYEES<sup>21</sup>**

<b><u>Lobbyist</u></b>	<b><u>Number of Employees</u></b>
Make the Road New York	81
Consolidated Edison, Inc.	79
Fund for the City of New York, Inc.	63
Legal Services NYC	61
Urban Justice Center	39
United Federation of Teachers	34
Catholic Charities Community Services, Archdiocese of New York	30
SCO Family of Services	30
Community Service Society of New York	27
CAMBA, Inc.	26

---

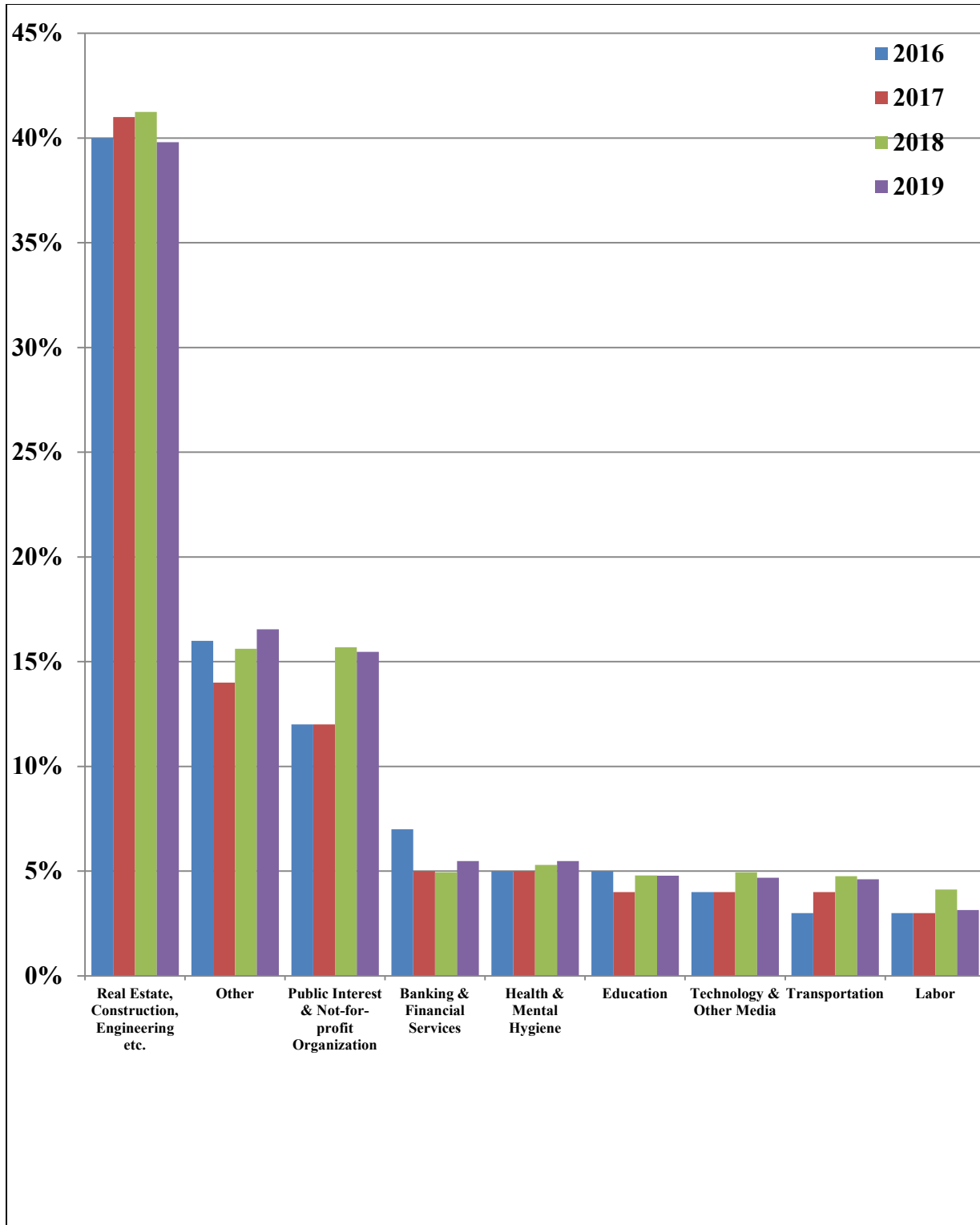
<sup>21</sup> Data is based on employees listed on the statements of registration filed by lobbyist/client filers.

**DISTRIBUTION OF CLIENTS' INDUSTRIES IN 2019\***



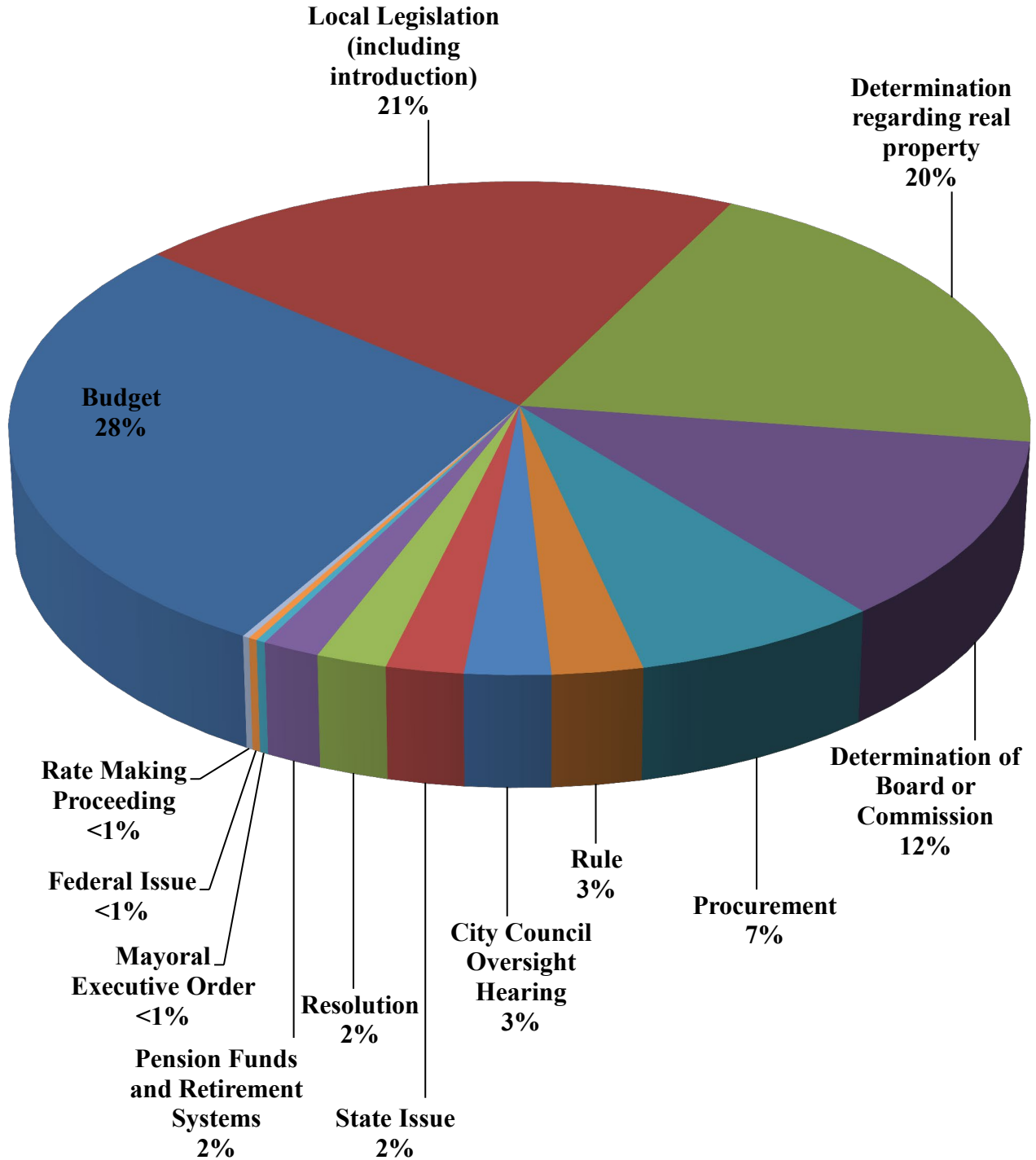
\*Data is based on the client industry the lobbyist reported on the statement of registration. Variance due to rounding.

**COMPARISON OF CLIENTS' INDUSTRIES FROM 2016-2019\***



\*This chart includes a comparison of client industries that were reported in the Lobbying Bureau Annual Reports in 2016 – 2019.

**DISTRIBUTION OF SUBJECT CATEGORIES OF 2019\***

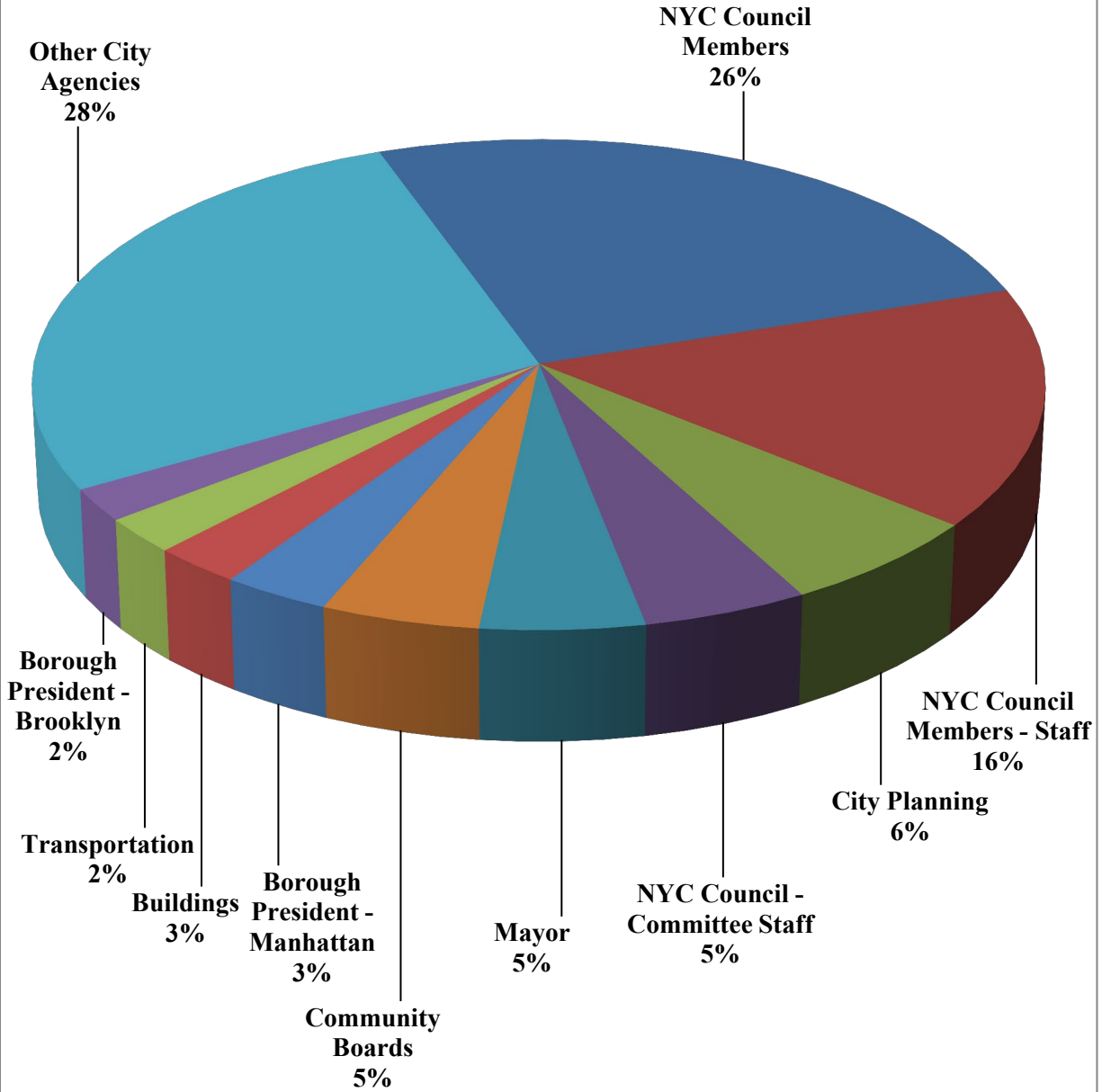


\*Data is based on the subject category reported on periodic reports filed by Lobbyists. Variance due to rounding.

**DISTRIBUTION OF SUBJECT CATEGORIES OF 2019**

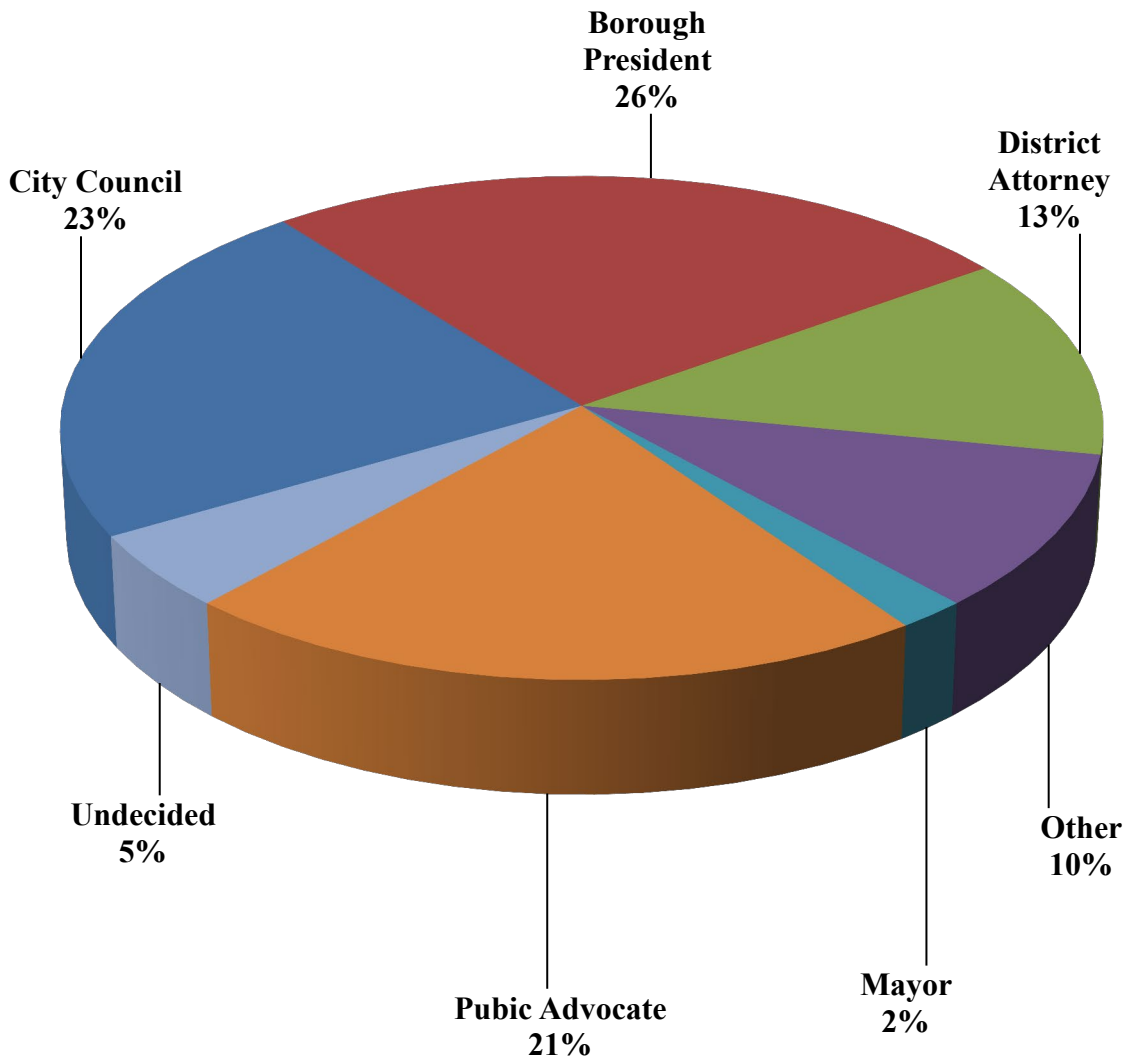
<b><u>Subject</u></b>	<b><u>Percentage</u></b>
Budget	28%
Local Legislation (including introduction)	21%
Determination regarding real property	20%
Determination of Board or Commission	12%
Procurement	7%
Rule	3%
City Council Oversight Hearing	3%
State Issue	2%
Resolution	2%
Pension Funds and Retirement Systems	2%
Mayoral Executive Order	Less than 1%
Federal Issue	Less than 1%
Rate Making Proceeding	Less than 1%

**TOP TARGETS OF 2019**



\*Data is based on target agencies reported on all periodic reports filed by Lobbyists. Variance due to rounding.

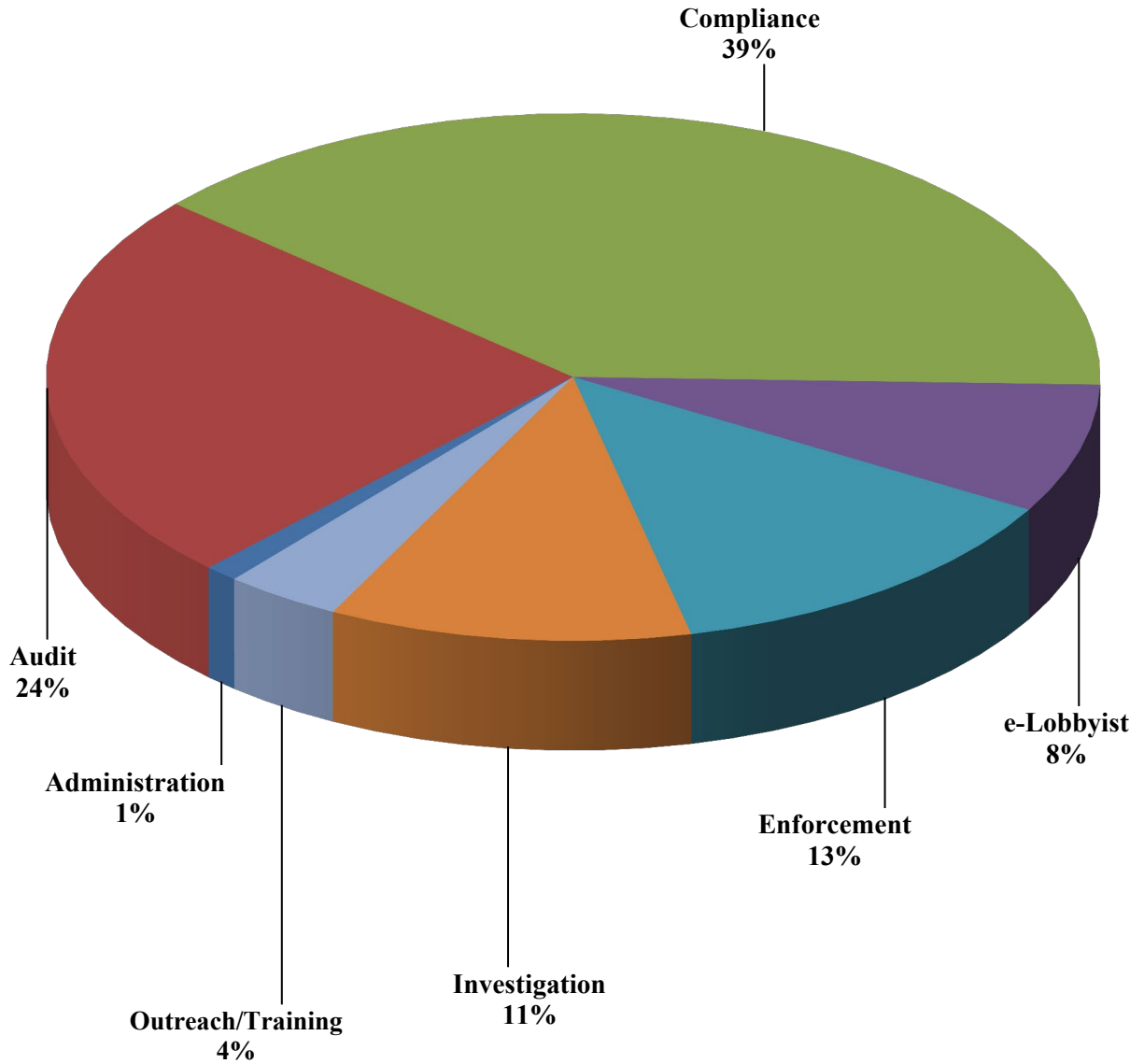
**ANALYSIS OF FUNDRAISING REPORTS**



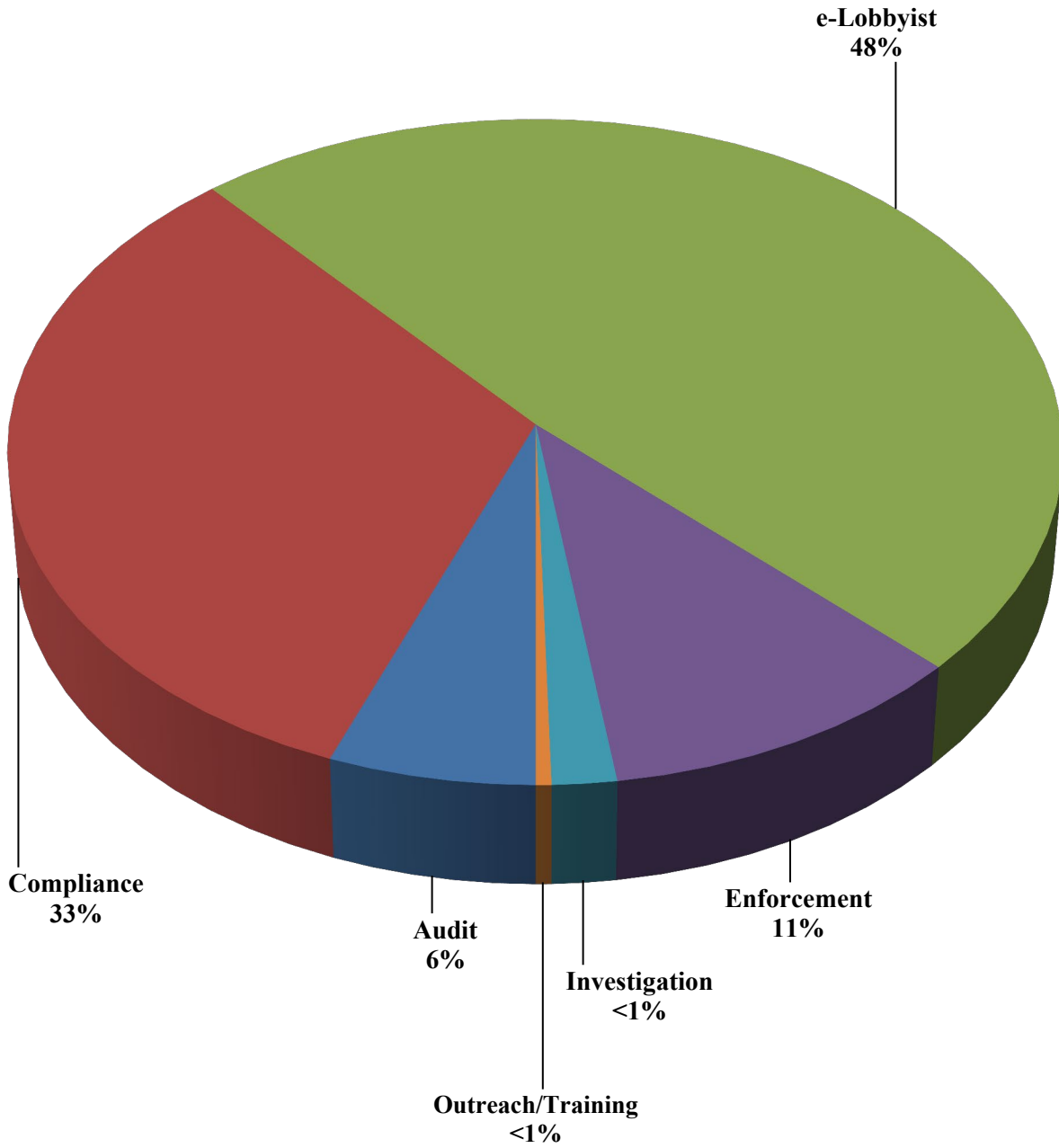
\*As used in this chart, “other” category denotes funds raised for city public servants who are running for any city, state or federal office not otherwise specified.



**ANALYSIS OF LOBBYING BUREAU STAFF TIME BY SUBJECT  
CATEGORY**



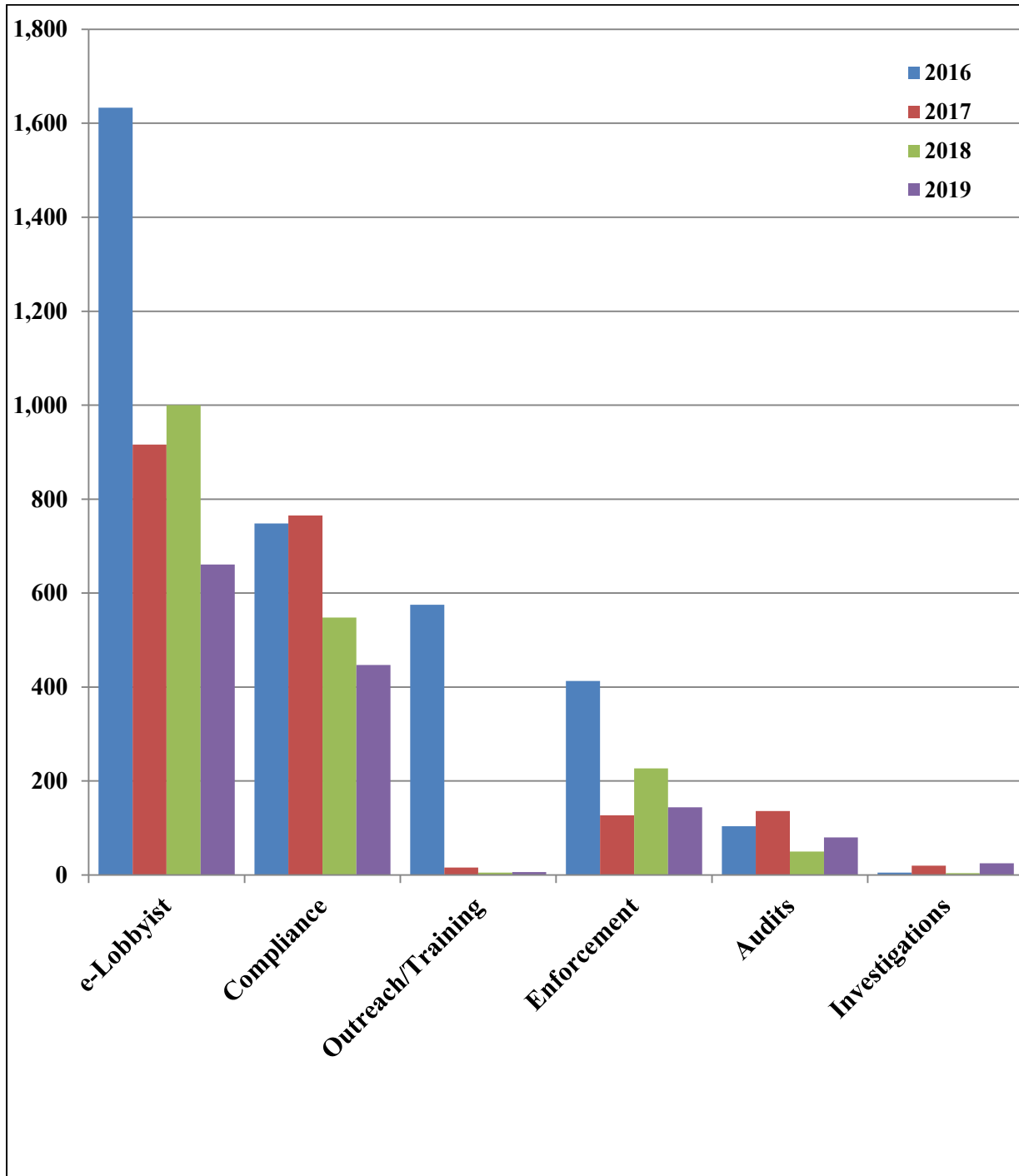
**DISTRIBUTION OF TELEPHONE INQUIRIES BY SUBJECT  
CATEGORY**



**DISTRIBUTION OF TELEPHONE INQUIRIES BY SUBJECT CATEGORY**

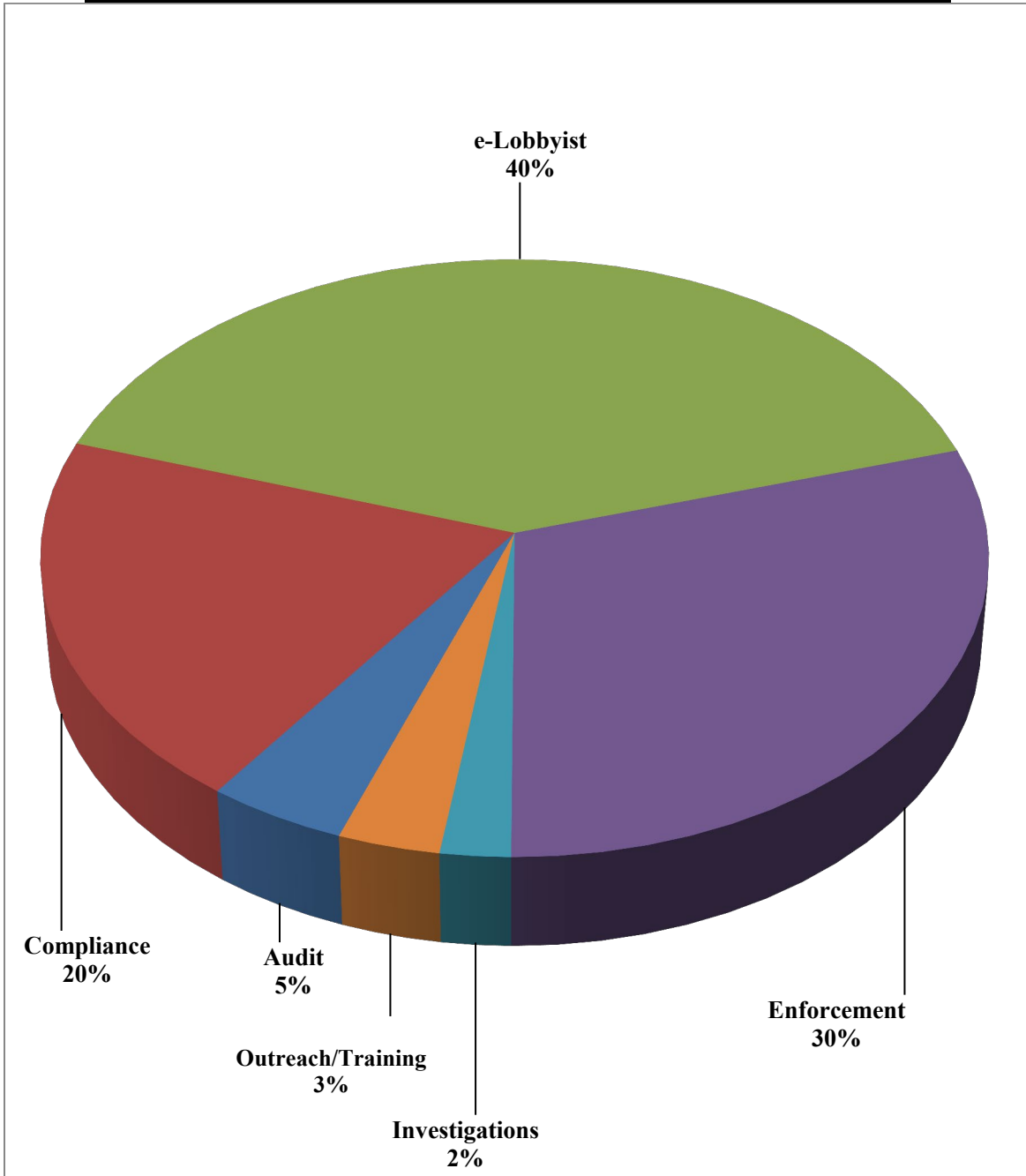
<b><u>Category</u></b>	<b><u>Number of Calls</u></b>
Audit - Field Examination	9
Audit - Other	39
Audit - Preparation	<u>32</u>
	<b><u>80</u></b>
Compliance - Administrative	214
Compliance - Extension Request	4
Compliance - Filing issues	61
Compliance - Inquiries	161
Compliance - Other	<u>7</u>
	<b><u>447</u></b>
e-Lobbyist - Enrollment issue	76
e-Lobbyist - Error message	7
e-Lobbyist - Filing assistance	419
e-Lobbyist - Inquiries	65
e-Lobbyist - Log-in issues	46
e-Lobbyist - Other	18
e-Lobbyist - PO change	<u>30</u>
	<b><u>661</u></b>
Enforcement - Fine	13
Enforcement - Notice to Cure	44
Enforcement - Other	10
Enforcement - Petition	<u>77</u>
	<b><u>144</u></b>
Investigation	25
Outreach/Training	6
Total Telephone Calls	<b><u>1363</u></b>

**COMPARISON OF TELEPHONE INQUIRIES BY SUBJECT CATEGORY**  
**FROM 2016-2019\***



\*This chart includes Lobbying Bureau staff time by subject category that was reported in the Lobbying Bureau's 2016-2019 Annual Reports.

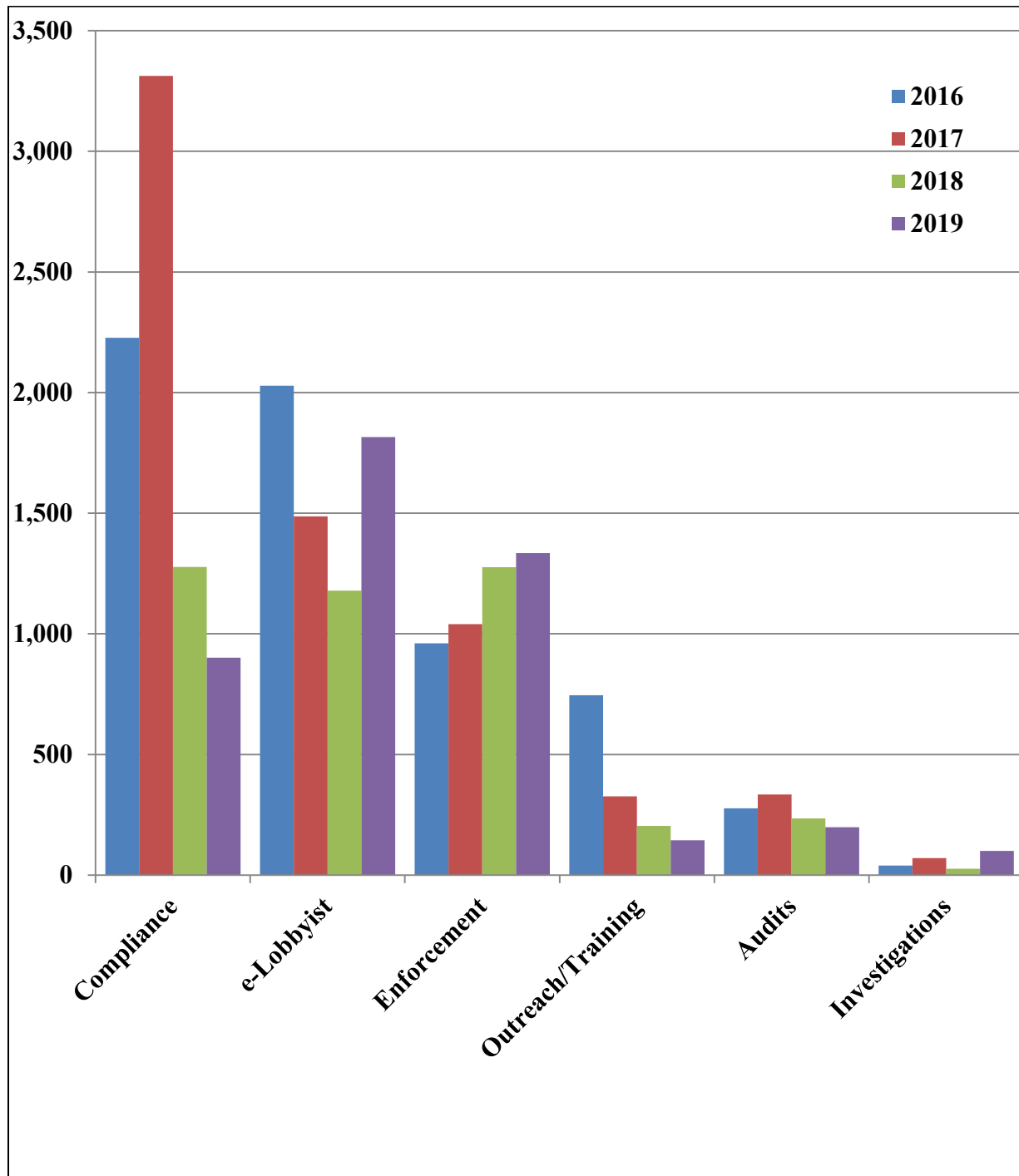
**DISTRIBUTION OF EMAIL INQUIRIES BY SUBJECT CATEGORY**



## DISTRIBUTION OF EMAIL INQUIRIES BY SUBJECT CATEGORY

<u>Category</u>	<u>Number of Emails</u>
Audit - Drafted Reports	5
Audit - Field Examination	32
Audit - Other	86
Audit - Preparation	<u>75</u>
	<b><u>198</u></b>
Compliance - Other	9
Compliance - Administration	424
Compliance - Extension	146
Compliance - Filing issues	112
Compliance - Inquiries	<u>210</u>
	<b><u>901</u></b>
e-Lobbyist - Enrollment issue	670
e-Lobbyist - Error message	61
e-Lobbyist - Filing assistance	605
e-Lobbyist - Inquiries	20
e-Lobbyist - Log-in Issue	120
e-Lobbyist - Other	18
e-Lobbyist - PO Change	<u>322</u>
	<b><u>1,816</u></b>
Enforcement - Fine	24
Enforcement - Notice to Cure	1010
Enforcement - Other	16
Enforcement - Petition	<u>285</u>
	<b><u>1,335</u></b>
Investigation	100
Outreach/Training	145
Total Emails	<b><u>4,495</u></b>

**COMPARISON OF EMAIL INQUIRIES BY SUBJECT CATEGORY FROM 2016-2019\***



\*This chart includes Lobbying Bureau staff time by subject category that was reported in the Lobbying Bureau’s 2016-2019 Annual Reports.

## APPENDIX A

### LATE FILING PENALTIES: LOBBYIST 2018 SIXTH PERIODIC/ANNUAL REPORT

<u>Lobbyist</u>	<u>Amount</u>
American Chemistry Council, Inc.	\$50.00
American Council of Engineering Companies of New York	\$50.00
Brooklyn Navy Yard Development Corporation	\$50.00
Columbus Heritage Coalition, Inc.	\$50.00
Davide Leone and Partners Investment Company LLP	\$500.00
Driscoll Group, Inc.	\$300.00
Environmental Defense Action Fund	\$250.00
Environmental Defense Fund, Inc.	\$250.00
Hornick Consulting, Inc.	\$75.00
J.P. Morgan Securities LLC	\$250.00
James F. Capalino & Associates, Inc.	\$100.00
Jean Kim	\$50.00
Jews for Racial and Economic Justice	\$200.00
Law Office of Emily Simons PLLC	\$50.00
LAW OFFICE OF RYAN KARBEN	\$400.00
Lincoln Center for the Performing Arts, Inc.	\$50.00
LOCAL INITIATIVES SUPPORT CORPORATION	\$50.00
Macquarie Infrastructure and Real Assets Inc.	\$50.00
Patrick B. Jenkins & Associates	\$100.00
Plus Securities LLC	\$50.00
Sabini, Crowley & Associates, LLC	\$50.00
Schroder Investment Management North America Inc	\$50.00
Slater & Beckerman, P.C.	\$150.00
Staten Island Chamber of Commerce	\$50.00
Stroock & Stroock & Lavan LLP	\$350.00
The Advance Group Inc.	\$400.00
The Alliance for a Greater New York, Inc.	\$350.00
The Trustees of Columbia University in the City of New York	\$75.00
Transportation Alternatives, Inc	\$875.00
Uniformed Firefighters Association of Greater New York	<u>\$50.00</u>
<b><u>TOTAL</u></b>	<b><u>\$5,325.00</u></b>



## APPENDIX B

### LATE FILING PENALTIES: 2018 CLIENT ANNUAL REPORT

<u>Client</u>	<u>Amount</u>
127 West 23rd Owner, LLC	\$910.00
141st Apartments LLC	\$20.00
1571 Development, LLC	\$200.00
175-225 Third Owner LLC	\$1,650.00
1776 Global, Inc	\$375.00
185-225 Parkhill LLC	\$50.00
186 Remsen Street LLC	\$40.00
20 EEA Partners LLC	\$250.00
227 Duffield Street Corp. with A&E Quality Construction Corp. as a third-party payor	\$720.00
23rd Avenue Realty LLC	\$425.00
245 East 53rd Street Realty, LLC	\$180.00
270 West Street, LLC	\$525.00
2846 Partners, LLC	\$525.00
30 Park Place Hotel LLC	\$170.00
312 Coney Island Avenue LLC	\$660.00
3144 Atlantic Avenue Corp.	\$50.00
39 Group Inc.	\$400.00
3DATX Corporation	\$690.00
405 West 13th Street Partners LLC	\$170.00
449 Broadway, LLC	\$50.00
57 Caton Partners, LLC	\$1,625.00
59 Greenwich LLC	\$1,775.00
7Matkids Wyckoff Development, LLC	\$250.00
80 4th ST BZ LLC	\$660.00
824 East Crown Heights Holdings LLC	\$160.00
851-853 Halsey, LLC	\$30.00
9 Crosby, LLC	\$50.00
96 Wythe Acquisiton LLC	\$150.00
AbcNY Inc.	\$75.00
AFSCME District Council 1707	\$1,925.00
Akelius Real Estate Management LLC for the benefit of 5537 - 225 West 23rd and 220 West 24th Street Manhattan LLC, 5503-805 St. Marks Street Brooklyn LLC and 5504-301 E 21st Street Manhattan LLC	\$430.00
ALO, LLC	\$210.00
Amazone U.S.A Real Estate Holdings, Inc.	\$500.00
American Cancer Society Cancer Action Network, Inc	\$1,275.00
American Council of Engineering Companies of New York	\$50.00
Amigos del Museo del Barrio	\$1,200.00
Anthony T. Rinaldi, LLC	\$525.00

Argo Real Estate LLC	\$400.00
Argus Community, Inc.	\$210.00
Artechnica Corp.	\$2,325.00
Association of Car Wash Owners Inc.	\$50.00
AT&T Services, Inc.	\$50.00
Atlantic Building Ventures LLC	\$160.00
Atos Public Safety, LLC	\$1,750.00
Avant Gardner LLC	\$325.00
B. NY INTERNATIONAL STARTUP CENTER, LLC	\$575.00
Bailey House, Inc.	\$50.00
Bay Ridge Preparatory School	\$250.00
BAYADA Home Health Care, Inc.	\$160.00
Bayride realty llc	\$160.00
Bedford Courts LLC	\$1,475.00
Bedford Stuyvesant Restoration Corporation	\$425.00
BFC Partners, L.P.	\$1,475.00
Bill Lynch Associated Networks, Inc. on behalf of Community Care Group NY LLC	\$340.00
Bolivar Builders LLC	\$160.00
Bowery 8385 LLC	\$100.00
Brooklyn Craft Works LLC	\$30.00
BRP Caton Flats LLC	\$175.00
C & A Realty Holding, LLC	\$210.00
Camber Property Group LLC	\$50.00
Catholic Charities Progress of Peoples Development Corporation	\$75.00
Chamber of Commerce Borough of Queens	\$50.00
Chariot Transit Inc.	\$270.00
Chevra Hatzalah	\$20.00
Clinton Manor Associates, L.P.	\$230.00
Cobwebs Technologies Ltd	\$20.00
College Point Management. Inc.	\$425.00
CollegePoint Distribution, LLC	\$50.00
Communications Workers of America, Local 1182	\$50.00
Community League of The Heights Inc.	\$620.00
Community Research Initiative on AIDS, Inc	\$2,325.00
Community Voices Heard, Inc.	\$425.00
CONNECT, Inc.	\$575.00
Cornell Realty Management LLC	\$1,575.00
Court Square 45th Ave LLC	\$400.00
CPEOA, Limited Partnership	\$1,750.00
CSC 4540 LLC with CSC 4540 PROPERTY CO LLC as Third-party Payor	\$175.00
Curb Mobility, LLC	\$70.00
Douglaston Shopping Center Owner LLC	\$1,650.00
Douglaston Shopping Center Owner LLC with AAC Douglaston Plaza Shopping Center LLC	\$660.00
Dynamite Youth Center Foundation, Inc.	\$425.00
Emerald Isle Immigration Center, Inc.	\$230.00

Empire Office, Inc.	\$50.00
Empire State Merit Apprenticeship Alliance, Inc.	\$50.00
Evenhar Development Corporation	\$850.00
EverFi, Inc.	\$430.00
Exalt Youth	\$660.00
ExteNet Systems, Inc.	\$20.00
FairVote	\$200.00
FairVote Action Fund, Incorporated	\$270.00
FAN4Kids	\$425.00
Ferrari Driving School Inc.	\$525.00
Fly Blade, Inc.	\$175.00
Fundbox, Inc.	\$50.00
FWRA LLC	\$240.00
Gay Men's Health Crisis, Inc.	\$850.00
Genesys Telecommunications Laboratories, Inc.	\$75.00
Gersh Management Services, Inc.	\$650.00
GGP Staten Island Mall, LLC	\$700.00
Gotham Property Acquisitions LLC	\$50.00
H.E.L.P. USA, Inc.	\$75.00
Hale House Center, Inc.	\$550.00
Halmar International, LLC	\$220.00
Harbor Tide Corporation	\$590.00
Harlem Educational Activities Fund, Inc.	\$20.00
Harlem Park Assoc. LLC	\$50.00
Heart Share Human Services of New York	\$50.00
Helen Keller International	\$50.00
Henry Street Settlement	\$170.00
HigherSchool Publishing Company	\$80.00
Hope Community, Inc.	\$325.00
Hope Street Capital LLC	\$170.00
Houston Bowery Connection LLC	\$200.00
Igluu LLC	\$200.00
Innovative Lending Platform Association	\$20.00
International Brotherhood of Teamsters	\$675.00
International Code Council, Inc	\$425.00
Jomasa LLC	\$20.00
JSRE Management, LLC with Etoile 660 Madison LLC as a third-party payor	\$50.00
Juno USA, LP	\$20.00
Kalodop II Park Corp.	\$50.00
Kimso Apartments LLC	\$50.00
Legacy Growth Partners LLC	\$1,475.00
Lettire Construction Corp.	\$50.00
LifeLine Center for Child Development	\$50.00
Life's WORC, Inc.	\$425.00
Liquidomes, LLC	\$630.00

Live Nation Entertainment, Inc.	\$150.00
Long Island Compost Corp.	\$50.00
LS-14 Ave JV LLC	\$220.00
Madigan Development, LLC	\$30.00
Maltz Real Property Services, Inc.	\$720.00
MasterCard WorldWide	\$75.00
MCM Developers Inc.	\$30.00
MDG Design & Construction LLC	\$50.00
MedReview, Inc.	\$50.00
Merchants Hospitality Inc.	\$425.00
Mirrorball Group LLC	\$1,600.00
MWW Group LLC	\$750.00
National Supermarket Association	\$375.00
New 470 LLC	\$20.00
New Amsterdam Design and Associates, LLC	\$550.00
New Planet Energy Development LLC	\$1,575.00
New York City Gay and Lesbian Anti-Violence Project, Inc.	\$725.00
New York Hotel Trades Council and Hotel Assoc. of NYC, Inc. Health Benefits Fund	\$525.00
New York Wheel Owner LLC	\$500.00
Northeast Brooklyn Housing Development Corporation	\$2,475.00
NYCity Social Sports, LLC	\$270.00
NYS Latino Restaurant, Bar and Lounge Association Inc.	\$1,720.00
NYSCSA Corp	\$2,500.00
Omega Brokerage Inc	\$50.00
OTF Man One LLC	\$20.00
Oxford I Asset Management USA Inc.	\$50.00
Panasia Estates, Inc.	\$425.00
Pennrose, LLC	\$80.00
Penny Port, LLC	\$50.00
Pesach Tikvah Hope Development, Inc.	\$270.00
Petroleum Experts Limited for the benefit of Social Bite Fund	\$150.00
PMPB Consulting LLC	\$270.00
PNW Enterprises, LLC	\$1,775.00
Poonam Apartments LLC	\$50.00
Prime Strategies of New York, LLC	\$50.00
Pruvista Capital LLC	\$170.00
Quality and Assurance Technology Corp.	\$600.00
Rave Mobile Safety	\$20.00
Reel Stories Teen Filmmaking, Inc.	\$210.00
Renewable Energy Group, Inc.	\$840.00
RFR/K Dumbo LLC	\$525.00
RH US LLC	\$50.00
Rio, The Condominium and Spa	\$1,250.00
RPM Worldwide Inc.	\$1,650.00
RXR Construction & Development LLC	\$75.00

Samaritan Foundation, Inc.	\$50.00
SANITATION SALVAGE CORP.	\$1,575.00
Scholastic Inc.	\$1,550.00
Seaport Associates L.P. on behalf of Seaport Associates L.P. and South Street Seaport Museum	\$75.00
Shema Kolainu - Hear our Voices	\$575.00
Sherry Matthews, Inc.	\$220.00
Siemens Industry, Inc.	\$50.00
SJM Partners, Inc.	\$210.00
Skip Transport, Inc.	\$175.00
Social Service Employees Union Local 371, AFSCME, AFL-CIO	\$50.00
Somos Innovation, LLC	\$270.00
Sonder Inc.	\$525.00
Sportime Clubs, LLC	\$50.00
Starbucks Coffee Company	\$175.00
Sussman Education Company, Inc.	\$100.00
Teleplex Coin Communications Inc.	\$2,475.00
Textile Rental Services Association of America	\$200.00
The Broadway League Inc.	\$50.00
The Bronx Parent Housing Network, Inc.	\$650.00
The Brooklyn Historical Society	\$50.00
The Brooklyn Hospital Center	\$1,575.00
The Chetrit Group LLC	\$500.00
The Children's Defense Fund	\$50.00
The Coalition for Behavioral Health, Inc.	\$550.00
THE EAGLE ACADEMY FOUNDATION, INC.	\$875.00
The Empire Condominium	\$220.00
The Gramercy Condominium	\$525.00
The Groucho Club Limited	\$280.00
The Juice Press LLC	\$75.00
The Leslie-Lohman Museum of Gay and Lesbian Art	\$775.00
The Mayforth Group, LLC on behalf of Magnolia Wellness	\$210.00
The New Group, Inc.	\$50.00
The New York Metropolitan Retail Association, LLC	\$675.00
The Pandas are coming to NYC, Inc.	\$200.00
The Queens Borough Public Library	\$50.00
The Radiological Society of the State of New York, Inc.	\$200.00
The Times Square Advertising Coalition Inc.	\$2,325.00
The Trustees of Columbia University in the City of New York	\$75.00
The Vorea Group LLC	\$525.00
Tully Environmental Inc.	\$620.00
Turnaround for Children, Inc.	\$1,050.00
Uniformed EMS Officers Union	\$500.00
Uniformed Firefighters Association of Greater New York	\$50.00
Urban Justice Center	\$50.00

URBYN LLC	\$50.00
UTC Associates Inc	\$300.00
Vapor Technology Association	\$20.00
Volmar Construction, Inc.	\$425.00
Weedoo Greenboat Inc.	\$210.00
Welkin Mechanical, LLC	\$30.00
West Harlem Group Assistance, Incorporated	\$500.00
Xchange Telecom LLC	\$1,925.00
YARO Elite Airport Services LLC	\$50.00
Yitzchok Stern	\$50.00
Zaka Search & Rescue Inc.	\$20.00
Zillow Group, Inc.	<u>\$180.00</u>
<b>Total</b>	<b><u>\$103,740.00</u></b>

## APPENDIX C

### LATE FILING PENALTIES: LOBBYIST 2019 STATEMENTS OF REGISTRATION

<u>Lobbyist</u>	<u>Amount</u>
American Cancer Society Cancer Action Network, Inc	\$1,550.00
American Council of Engineering Companies of New York	\$1,475.00
AT&T Services, Inc.	\$1,425.00
BC Partners Advisors L.P.	\$2,825.00
Bender Cantone Consulting, Inc.	\$200.00
Blue Suit Strategies, LLC	\$1,550.00
Bolton-St. Johns, LLC	\$2,125.00
Brown & Weinraub, PLLC	\$100.00
Building 77 QALICB, Inc.	\$260.00
Capitol Consulting NY LLC	\$2,875.00
Catholic Charities Community Services, Archdiocese of New York	\$25.00
Chinese-American Planning Council, Inc.	\$350.00
Common Cause/NY	\$175.00
Community Housing Improvement Program, Inc.	\$225.00
Council of School Supervisors and Administrators	\$1,225.00
Court Street Strategies LLC	\$3,700.00
Cozen O'Connor	\$50.00
Cozen O'Connor Public Strategies, LLC	\$525.00
Dart Container Corporation	\$1,475.00
Davide Leone and Partners Investment Company Ltd	\$490.00
Davidoff Hutcher & Citron LLP	\$1,125.00
Driscoll Group, Inc.	\$425.00
E.T. Consulting Services Inc.	\$350.00
Environmental Defense Action Fund	\$25.00
Environmental Defense Fund, Inc.	\$25.00
Envision Strategy, LLC	\$240.00
Food Bank For New York City	\$450.00
Fox Rothschild LLP	\$50.00
Fried, Frank, Harris, Shriver & Jacobson LLP	\$1,650.00
Fur Information Council of America	\$230.00
Global Strategy Group, LLC	\$1,000.00
Gotham Government Relations LLC	\$200.00
Greenberg Traurig, LLP	\$3,425.00
Greenspoon Marder LLP	\$60.00
Herrick, Feinstein LLP	\$7,050.00
Housing Conservation Coordinators, Inc.	\$1,450.00

Howard Hughes Management Co., LLC	\$25.00
HR&A Advisors, Inc.	\$100.00
Invesco Advisers, Inc.	\$50.00
J STRATEGIES INC.	\$125.00
James F. Capalino & Associates, Inc.	\$1,050.00
Joint Council No 16 International Brotherhood of Teamsters	\$50.00
Kasirer LLC	\$550.00
Kathe Chase	\$1,475.00
Kramer Levin Naftalis & Frankel LLP	\$25.00
Lenox Hill Neighborhood House	\$110.00
Mercury Public Affairs, LLC	\$175.00
Metropolitan Public Strategies, Inc.	\$4,975.00
Meyer, Suozzi, English & Klein, PC	\$1,275.00
Miram Group LLC	\$2,725.00
Mobilization for Justice, Inc.	\$25.00
Multicultural HealthCare Marketing Group LLC	\$1,140.00
Natural Resources Defense Council, Inc.	\$75.00
New York State Vapor Association, Inc.	\$170.00
O'Donnell & Associates, LLC	\$120.00
Park Strategies, LLC	\$50.00
Patrick B. Jenkins & Associates	\$1,475.00
Planned Parenthood Of New York City, Inc.	\$1,450.00
Reclaim New York Initiative, Inc.	\$50.00
RiseBoro Community Partnership Inc.	\$25.00
Robert A. Ungar Associates, Inc.	\$25.00
Rudin Management Company, Inc.	\$25.00
Sci-Tec Associates, LLC	\$400.00
Sheldon Lobel, P.C.	\$575.00
Stanley K. Schlein, Esq.	\$625.00
Staten Island Chamber of Commerce	\$75.00
Steel Lion Strategies, Inc.	\$300.00
The Blasdel Group, LLC	\$60.00
The Carey Group LLC	\$100.00
The Museum of Modern Art	\$225.00
The Roffe Group P.C.	\$225.00
Thies & Grenell, LLC	\$2,500.00
TLM Associates LLC	\$625.00
Tobacco-Free Kids Action Fund	\$500.00
Transport Workers Union, Local 100	\$250.00
Urban Strategies, LLC	\$50.00
Venable LLP	\$450.00
Visa U.S.A. Inc.	\$310.00



Warburg Pincus LLC	\$1,025.00
YMCA of Greater New York	<u>\$50.00</u>
Total	<b><u>\$66,065.00</u></b>

**APPENDIX D**

**CIVIL PENALTIES: 2019 DATES ISSUES**

<b><u>Lobbyist</u></b>	<b><u>Amount</u></b>
HR&A Advisors, Inc.	\$1,254.00
YORK GROUP ASSOCIATES LLC	<u>\$2,145.00</u>
<b>TOTAL</b>	<b><u>\$3,399.00</u></b>

**CIVIL PENALTIES: 2019 NAME ISSUES**

<b><u>Lobbyist</u></b>	<b><u>Amount</u></b>
The Wright Group NY, Inc	\$733.26
<b>TOTAL</b>	<b><u>\$ 733.26</u></b>

## APPENDIX E

### LATE FILING PENALTIES: LOBBYIST 2019 FIRST PERIODIC REPORT

<u>Lobbyist</u>	<u>Amount</u>
American Cancer Society Cancer Action Network, Inc	\$500.00
American Heart Association, Inc.	\$50.00
Asian American Federation, Inc.	\$25.00
BC Partners Advisors L.P.	\$1,350.00
Capitol Consulting NY LLC	\$1,475.00
Catholic Charities Community Services, Archdiocese of New York	\$475.00
Chinese-American Planning Council, Inc.	\$275.00
Court Street Strategies LLC	\$2,975.00
Cozen O'Connor Public Strategies, LLC	\$125.00
CSX Transportation, Inc.	\$25.00
Dart Container Corporation	\$75.00
Davidoff Hutcher & Citron LLP	\$50.00
Ennead Architects LLP	\$100.00
Expanded Schools, Inc.	\$75.00
Fried, Frank, Harris, Shriver & Jacobson LLP	\$25.00
Hornick Consulting, Inc.	\$75.00
Mason Tenders' District Council of Greater New York	\$75.00
Metropolitan Public Strategies, Inc.	\$300.00
New York City Central Labor Council, AFL-CIO	\$100.00
New York-Presbyterian Hospital	\$50.00
Nurse Family Partnership	\$75.00
NYC NOWC, INC.	\$175.00
Reclaim New York Initiative, Inc.	\$100.00
REGIONAL PROGRAMS, INC.	\$50.00
Riseboro Community Partnership Inc.	\$75.00
Sheltering Arms Children and Family Services, Inc.	\$50.00
Strong Economy for All Coalition	\$75.00
Stroock & Stroock & Lavan LLP	\$450.00
The Center for New York City Neighborhoods, Inc.	\$75.00
VOCAL-NY Action Fund, Inc.	\$75.00
Youth Represent Inc	<u>\$100.00</u>
<b>TOTAL</b>	<b><u>\$9,500.00</u></b>

**APPENDIX F**

**LATE FILING PENALTIES: LOBBYIST 2019 SECOND PERIODIC REPORT**

<b><u>Lobbyist</u></b>	<b><u>Amount</u></b>
APICHA Community Health Center	\$125.00
Association of Legal Aid Attorneys UAW 2325	\$25.00
Catholic Charities Community Services, Archdiocese of New York	\$350.00
Community Housing Improvement Program, Inc.	\$150.00
Cooper Square Community Development Committee, Inc.	\$25.00
Court Street Strategies LLC	\$1,450.00
Cypress Hills Local Development Corporation, Inc.	\$175.00
Hawkins Consulting, Inc.	\$100.00
James F. Capalino & Associates, Inc.	\$25.00
Jean Kim	\$450.00
Legal Action Center of the City of New York, Inc.	\$50.00
LGBT Network	\$175.00
New York City Central Labor Council, AFL-CIO	\$175.00
New York City Environmental Justice Alliance, Inc.	\$50.00
Patrick B. Jenkins & Associates	\$375.00
RBC Global Asset Management (U.S.) Inc.	\$125.00
Riseboro Community Partnership Inc.	\$150.00
Robert A. Ungar Associates, Inc.	\$175.00
Sci-Tec Associates, LLC	\$475.00
Slater & Beckerman, P.C.	\$50.00
Strong Economy for All Coalition	\$50.00
Taxi Dave, Inc.	\$50.00
The American Museum of Natural History	\$25.00
Triton USA L.P.	\$650.00
VOCAL-NY Action Fund, Inc.	\$225.00
Walton Street Capital, L.L.C.	\$25.00
Yaffed, Inc.	<u>\$25.00</u>
 <b>TOTAL</b>	 <b><u>\$5,725.00</u></b>

**APPENDIX G**

**LATE FILING PENALTIES: LOBBYIST 2019 THIRD PERIODIC REPORT**

<b><u>Lobbyist</u></b>	<b><u>Amount</u></b>
ASY Services, LLC	\$450.00
Chinese-American Planning Council, Inc.	\$400.00
Cooper Square Community Development Committee, Inc.	\$25.00
Court Street Strategies LLC	\$1,475.00
Driscoll Group, Inc.	\$100.00
Fashion Institute of Technology	\$50.00
Freelancers Union	\$400.00
Gaia Strategies, LLC	\$275.00
Greenspoon Marder LLP	\$200.00
Herrick, Feinstein LLP	\$2,300.00
Jean Kim	\$250.00
Lawrence R. Schillinger, Esq.	\$225.00
Legal Action Center of the City of New York, Inc.	\$25.00
LGBT Network	\$225.00
Mason Tenders' District Council of Greater New York	\$25.00
Mellon Financial Services Corporation	\$225.00
Multicultural HealthCare Marketing Group LLC	\$3,075.00
New York State Vapor Association, Inc.	\$250.00
Nurse Family Partnership	\$350.00
NYC NOWC, INC.	\$25.00
R. Randy Lee, P.C.	\$250.00
Sci-Tec Associates, LLC	\$400.00
Sergeants Benevolent Association, Inc.	\$25.00
The Museum of Modern Art	\$25.00
The Queens Borough Public Library	\$50.00
Triton USA L.P.	\$250.00
VOCAL-NY Action Fund, Inc.	<u>\$175.00</u>
 <b>TOTAL</b>	 <b><u>\$11,525.00</u></b>

## APPENDIX H

### LATE FILING PENALTIES: LOBBYIST 2019 FOURTH PERIODIC REPORT

<u>Lobbyist</u>	<u>Amount</u>
Graham Windham	\$50.00
Bender Cantone Consulting, Inc.	\$275.00
Bryan Cave Leighton Paisner LLP	\$25.00
Cadian Capital Management, LP	\$50.00
Catholic Charities Community Services, Archdiocese of New York	\$200.00
Citizens' Committee for Children of New York, Inc.	\$50.00
Community Food Advocates, Inc.	\$50.00
Cypress Hills Local Development Corporation, Inc.	\$375.00
Design Center Inc.	\$25.00
Emergent Biosolutions Inc.	\$25.00
Freelancers Union	\$550.00
Fried, Frank, Harris, Shriver & Jacobson LLP	\$125.00
Legal Action Center of the City of New York, Inc.	\$50.00
LGBT Network	\$50.00
Meister Seelig & Fein LLP	\$50.00
Multicultural HealthCare Marketing Group LLC	\$1,500.00
New York City Educational Construction Fund	\$50.00
New York State Vapor Association, Inc.	\$25.00
NYC NOWC, INC.	\$275.00
Staten Island Chamber of Commerce	\$50.00
Strong Economy for All Coalition	\$50.00
The Bank of New York Mellon	\$200.00
The Museum of Modern Art	\$25.00
Thies & Grenell, LLC	\$2,125.00
VOCAL-NY Action Fund, Inc.	\$400.00
Whiteboard Advisors LLC	\$350.00
YORK GROUP ASSOCIATES LLC	<u>\$1,150.00</u>
<b>TOTAL</b>	<b><u>\$8,150.00</u></b>

**APPENDIX I**

**LATE FILING PENALTIES: LOBBYIST 2019 FIFTH PERIODIC REPORT**

<b><u>Lobbyist</u></b>	<b><u>Amount</u></b>
Blank Rome Government Relations LLC	\$100.00
Cadian Capital Management, LP	\$50.00
Cahill Strategies	\$175.00
Capri Capital Partners, LLC	\$75.00
Catholic Charities Community Services, Archdiocese of New York	\$75.00
Community Housing Improvement Program, Inc.	\$175.00
Council of Family and Child Caring Agencies, Inc.	\$475.00
Cypress Hills Local Development Corporation, Inc.	\$600.00
Emery, Celli, Brinckerhoff & Abady LLP	\$75.00
Freelancers Union	\$225.00
Gotham Government Relations LLC	\$150.00
Greenberg Traurig, LLP	\$150.00
Greenspoon Marder LLP	\$150.00
James F. Capalino & Associates, Inc.	\$25.00
Mason Tenders' District Council of Greater New York	\$25.00
Mercury Public Affairs, LLC	\$50.00
New York City Central Labor Council, AFL-CIO	\$175.00
New York New Jersey Regional Joint Board, Workers United	\$175.00
New York State Technology Enterprise Corporation	\$75.00
P.S. 1 Contemporary Art Center, Inc.	\$175.00
Patrick B. Jenkins & Associates	\$450.00
Putting New Yorkers to Work, Inc.	\$50.00
Sanctuary for Families, Inc.	\$125.00
Staten Island Chamber of Commerce	\$125.00
The Advance Group Inc.	\$1,050.00
Thies & Grenell, LLC	\$750.00
Via Transportation, Inc.	\$125.00
VOCAL-NY Action Fund, Inc.	<u>\$125.00</u>
<b>TOTAL</b>	<b><u>\$5,975.00</u></b>

**APPENDIX J**

**LATE FILING PENALTIES: LOBBYIST 2019 FUNDRAISING/POLITICAL  
CONSULTING REPORTS**

<b><u>Lobbyist</u></b>	<b><u>Amount</u></b>
<b><u>First Period</u></b>	
Patrick B. Jenkins & Associates	\$325.00
Constantinople & Vallone Consulting LLC	\$75.00
Mirram Group LLC	\$2,225.00
<b><u>Second Period</u></b>	
Mirram Group LLC	<u>\$700.00</u>
<b>TOTAL</b>	<b><u>\$3,325.00</u></b>



**APPENDIX K**

**CIVIL PENALTIES: 2019 TERMINATION NOTICES**

<b><u>Lobbyist</u></b>	<b><u>Amount</u></b>
500 Metropolitan Owner LLC	\$1,233.21
<b>TOTAL</b>	<b><u>\$1,233.21</u></b>