


Office of the City Clerk



Clerk of the Council

Office of the City Clerk

Clerk of the Council

Lobbying Bureau

Annual Report

Michael McSweeney
City Clerk, Clerk of the Council

Alisa Fuentes
Deputy City Clerk

Damaris Acosta
Deputy City Clerk

Patrick L. Synmoie
Counsel to the City Clerk

Jaime Lynn Chirichella
Deputy Counsel

Walter Carcione
Chief Investigator

March 1, 2017

Table of Contents

Introduction.....	1
(i) Number of complaints received from the public and the disposition of such complaints.....	1
(ii) Number and amount of civil penalties imposed pursuant to subdivisions (a), (b), (c) and (d) of §3-223 of the Administrative Code.....	2
<i>2015 Annual Reports (Client Annual Reports and Sixth Periodic Reports)</i>	3
<i>2016 Statements of Registration and Periodic Reports</i>	3
<i>2016 Fundraising and Political Consulting Reports</i>	4
<i>2016 Late Termination Notices</i>	4
<i>2016 Incorrect Reports</i>	4
(iii) Number and duration of orders issued pursuant to subdivision (a) of §3-223 of the Administrative Code.....	4
(iv) Number of random audits conducted by the city clerk and outcomes thereof.....	4
(v) Compliance programs developed and implemented for lobbyists and clients.....	5
<i>Training</i>	5
<i>Outreach Efforts</i>	6
<i>Other Compliance Efforts</i>	7
(vi) The types and number of requests for assistance related to the lobbying law received by the city clerk.....	8
(vii) The number of lobbyists filing statements of registration pursuant to §3-213 of this subchapter for the first time.....	9
(viii) The subject matter of lobbying activity most frequently reported by lobbyists and lobbyist/client filers.....	9
(ix) The lobbying targets most frequently reported by lobbyists and lobbyist/client filers.....	9
(x) The lobbyists and lobbyist/client filers that reported the highest compensation.....	9
(xi) Other information and analysis.....	9
<i>2016 Amendments to Chapter 1 of Title 51 of the Rules of the City of New York</i>	9
<i>Advisory Opinion</i>	10
<i>Announcement</i>	10
<i>The Amnesty Program</i>	10
<i>Number of Reporting Lobbyists and Clients</i>	12
<i>Outlook For 2017</i>	12
<i>Analysis of Lobbying Data</i>	13
TOP TEN LOBBYISTS OF 2016 BY COMPENSATION.....	15
TOP TEN LOBBYISTS OF 2015 BY COMPENSATION.....	17
TOP TEN LOBBYISTS OF 2014 BY COMPENSATION.....	18
TOP TEN LOBBYISTS OF 2013 BY COMPENSATION.....	19
COMPARISON OF COMPENSATION OF LOBBYISTS FROM 2013-2016.....	20

COMPARISON OF COMPENSATION OF TOP LOBBYISTS OF 2016 FROM 2013-2016	21
TOP TEN LOBBYISTS OF 2016 BY NUMBER OF CLIENTS REGISTERED	22
COMPARISON OF TOTAL CLIENTS FROM 2013-2016	23
COMPARISON OF TOTAL CLIENTS OF TOP LOBBYISTS FROM 2013-2016.....	24
TOP TEN LOBBYIST/CLIENT FILERS OF 2016 BY COMPENSATION	25
COMPARISON OF LOBBYIST/CLIENT FILERS' COMPENSATION FROM 2013-2016	27
COMPARISON OF LOBBYISTS' AND LOBBYIST/CLIENT FILERS' COMPENSATION FROM 2013-2016.....	28
TOP TEN CLIENTS OF 2016 BY COMPENSATION TO ALL LOBBYING FIRMS..	29
TOP CLIENTS OF 2016 BY RETAINED LOBBYING FIRMS	31
TOP TEN LOBBYING CONTRACTS IN 2016.....	32
TOP LOBBYISTS OF 2016 BY NUMBER OF EMPLOYEES	33
TOP LOBBYIST/CLIENT FILERS OF 2016 BY NUMBER OF EMPLOYEES.....	34
DISTRIBUTION OF CLIENTS' INDUSTRIES IN 2016	35
COMPARISON OF CLIENTS' INDUSTRIES FROM 2014-2016	36
DISTRIBUTION OF SUBJECT CATEGORIES OF 2016.....	37
TOP TARGETS OF 2016.....	39
COMPARISON OF TARGETS IN 2013-2016	40
ANALYSIS OF FUNDRAISING REPORTS	41
ANALYSIS OF LOBBYING BUREAU STAFF TIME BY SUBJECT CATEGORY ...	42
DISTRIBUTION OF TELEPHONE INQUIRIES BY SUBJECT CATEGORY	43
COMPARISON OF TELEPHONE CALLS BY SUBJECT CATEGORY FROM 2014-2016	45
DISTRIBUTION OF EMAIL REQUESTS BY SUBJECT CATEGORY.....	46
COMPARISON OF EMAILS BY SUBJECT CATEGORY FROM 2014-2016.....	45
APPENDIX A.....	A-1
APPENDIX B	B-1
APPENDIX C	C-1
APPENDIX D.....	D-1
APPENDIX E	E-1
APPENDIX F	F-1
APPENDIX G.....	G-1
APPENDIX H.....	H-1

APPENDIX I	I-1
APPENDIX J	J-1
APPENDIX K	K-1
APPENDIX L	L-1

Introduction

This is the eleventh annual report issued by the Lobbying Bureau (the “Lobbying Bureau”) of the Office of the City Clerk (the “City Clerk”) pursuant to §3-212(c) of the Administrative Code of the City of New York (the “Administrative Code”), the text of which follows:

The city clerk shall prepare and post on the internet an annual report relating to the administration and enforcement of the provisions of this subchapter. Such report shall contain information regarding (i) the number of complaints received from the public and the disposition of such complaints; (ii) the number and amount of civil penalties imposed pursuant to subdivisions (a), (b), (c) and (d) of section 3-223 of this subchapter; (iii) the number and duration of orders issued pursuant to subdivision (a) of section 3-223 of this subchapter; (iv) the number of random audits conducted by the city clerk and outcomes thereof; (v) compliance programs developed and implemented for lobbyists and clients; (vi) the types and number of requests for assistance related to the lobbying law received by the city clerk, and, as soon as practicable, the average response and resolution times of such requests; (vii) the number of lobbyists filing statements of registration pursuant to section 3-213 of this subchapter for the first time; (viii) the subject matter of lobbying activity most frequently reported by lobbyists; (ix) the lobbying targets most frequently reported by lobbyists; (x) the lobbyists that received the highest compensation; and (xi) such other information and analysis as the city clerk deems appropriate. Such report shall be posted on the internet no later than March first of each year and shall contain information relating to the preceding calendar year.

Listed below is the information required by the above listed section of New York City’s lobbying law (“Lobbying Law”) for calendar year 2016.

(i) Number of complaints received from the public and the disposition of such complaints.

In 2016, the Lobbying Bureau received two complaints from the public regarding possible violations of the Lobbying Law; one of which was resolved and the other remains under investigation. In addition, an open complaint from a prior year was closed. The results of the Lobbying Bureau’s closed complaints are as follows:

1. A complaint was made that GFI Development Company, LLC (“GFI”) violated Administrative Code §§3-213(a)(1), 3-216(a)(1), and 3-217(a) *et seq.* GFI applied for and was granted amnesty in 2016. As a result, the investigation was closed.
2. A complaint was made that Phipps Houses (“Phipps”) and Sunnyside-Barnett Associates LLC (“Sunnyside-Barnett”) violated Administrative Code §§3-213(a)(1), 3-216(a)(1), and 3-217(a) *et seq.* Phipps applied for and was granted amnesty in 2016. As a result, the investigation against Phipps was closed. The Lobbying Bureau also determined that there was no probable cause that Sunnyside-Barnett violated the Lobbying Law.

(ii) Number and amount of civil penalties imposed pursuant to subdivisions (a), (b), (c) and (d) of §3-223 of the Administrative Code.

Violators of the Lobbying Law are subject to the penalties detailed in Administrative Code §3-223 *et seq.* Pursuant to Administrative Code §3-223(a), the penalties for knowing and willful violations of the Lobbying Law include: a civil penalty not to exceed \$30,000; the issuance of a cease and desist order; or both a civil penalty and a cease and desist order. Pursuant to Administrative Code §3-223(b), violators are subject to a civil penalty not to exceed \$30,000 for violating a cease and desist order or for violating the proscription against contingency agreements. In addition to penalties for any late filing, pursuant to Administrative Code §3-223(c), violators may be subject to a civil penalty, not to exceed \$20,000, if a violation is not cured. Lastly, for any violation of the Lobbying Law not covered in the foregoing provisions, pursuant to Administrative Code §3-223(d), violators may be subject to a civil penalty not to exceed \$20,000, if a violation is not cured.

Listed below are late filing penalties¹ incurred for each reporting period as of February 28, 2017.

¹ The late filing penalties contained in this report are restricted to penalties resulting from the late filing of 2015 annual reports (client annual reports and sixth periodic reports) and 2016 filings including: statements of registration, amended statements of registration, first through fifth periodic reports, and first through fifth periodic fundraising and political consulting reports.

2015 Annual Reports (Client Annual Reports and Sixth Periodic Reports)

The Lobbying Bureau identified 17 Lobbyists² that failed to timely file an aggregate of 30 annual reports³ for 2015. For this failure, such Lobbyists incurred \$4,525 in aggregate late filing penalties. (See [Appendix A](#) attached hereto.)

The Lobbying Bureau identified 199 late client annual reports. For this failure, such clients incurred \$119,255 in aggregate late filing penalties. (See [Appendix B](#) attached hereto.)

No civil penalties were warranted for the late filing of annual reports.

2016 Statements of Registration and Periodic Reports

The Lobbying Bureau identified 51 Lobbyists who failed to timely file an aggregate of 82 statements of registration. For this failure, such Lobbyists incurred \$63,475 in aggregate late filing penalties. (See [Appendix C](#) attached hereto.)

The Lobbying Bureau identified 12 Lobbyists who failed to timely file an aggregate of 15 amended statements of registration. For this failure, such Lobbyists incurred \$14,425 in aggregate late filing penalties. (See [Appendix D](#) attached hereto.)

The Lobbying Bureau identified 12 Lobbyists who failed to timely file an aggregate of 21 first periodic reports. For this failure, such Lobbyists incurred \$14,555 in aggregate late filing penalties. (See [Appendix E](#) attached hereto.)

The Lobbying Bureau identified 19 Lobbyists who failed to timely file an aggregate of 30 second periodic reports. For this failure, such Lobbyists incurred \$9,685 in aggregate late filing penalties. (See [Appendix F](#) attached hereto.)

The Lobbying Bureau identified 21 Lobbyists who failed to timely file an aggregate of 26 third periodic reports. For this failure, such Lobbyists incurred \$8,835 in aggregate late filing penalties. (See [Appendix G](#) attached hereto.)

The Lobbying Bureau identified 26 Lobbyists who failed to timely file an aggregate of 29 fourth periodic reports. For this failure, such Lobbyists incurred \$11,390 in aggregate late filing penalties. (See [Appendix H](#) attached hereto.)

² As used throughout this report, “Lobbyists” refers to lobbying firms as well as lobbyist/client filers.

³ The Lobbying Bureau has historically treated the sixth periodic report as equivalent to an annual report for lobbyists.

The Lobbying Bureau identified 19 Lobbyists who failed to timely file an aggregate of 23 fifth periodic reports. For this failure, such Lobbyists incurred \$5,295 in aggregate late filing penalties. (See [Appendix I](#) attached hereto.)

No civil penalties were warranted for the late filings detailed in the preceding paragraphs.

2016 Fundraising and Political Consulting Reports

In total, the Lobbying Bureau identified 10 Lobbyists who failed to timely file a total of 10 fundraising and political consulting reports. For this failure, such Lobbyists incurred \$29,550 in aggregate late filing penalties. (See [Appendix J](#) attached hereto.)

No civil penalties were warranted for the late filing of fundraising and political consulting reports.

2016 Late Termination Notices

In total, five clients incurred an aggregate of \$7,700 in civil penalties for failing to timely cure late termination notices. (See [Appendix K](#) attached hereto.)

2016 Incorrect Reports

In total, three Lobbyists incurred an aggregate of \$6,300 in civil penalties for failing to timely cure seven incorrect reports. (See [Appendix L](#) attached hereto.)

(iii) Number and duration of orders issued pursuant to subdivision (a) of §3-223 of the Administrative Code.

None.

(iv) Number of random audits conducted by the city clerk and outcomes thereof.

The Lobbying Bureau audited 43 Lobbyists in 2016. The audits encompassed an examination of all filings made in 2015 by the randomly selected Lobbyists to determine if such filings were complete, accurate, timely filed and otherwise in compliance with the Lobbying Law. The audits resulted in the issuance of approximately 106 findings and 106 required

actions. Samples of audit findings included: reporting incorrect compensation and expenses; failing to file a termination notice; reporting incorrect compensation; failing to file timely reports; failing to properly describe subject details; missing target information; registering a client in the wrong name; and failing to list lobbying employees. Examples of required actions included: amending reports; providing an affidavit to corroborate financial information; and filing a termination notice.

(v) Compliance programs developed and implemented for lobbyists and clients.

The Lobbying Bureau works with filers⁴ to improve compliance with the Lobbying Law in a variety of ways including training, outreach and other educational efforts. In addition, the Lobbying Bureau receives numerous telephone and e-mail inquiries throughout the year for: assistance with filing reports; questions regarding requirements of the Lobbying Law; and technical assistance with e-Lobbyist. See [*\(vi\) The types and number of requests for assistance related to the lobbying law received by the city clerk*](#) for further information. Responding to these questions and requests for assistance continues to be an integral part of the Lobbying Bureau's daily functions.

Training

Mandatory Training

Local Law 129 of 2013 included a mandatory training requirement for Lobbyists. Pursuant to Administrative Code §3-219(h), Lobbyists that file a statement of registration must register for training within 15 days of the commencement of lobbying. Subsequently, Lobbyists must complete the training biennially. If a lobbyist registers 30 or more clients and lists five or more lobbying officers or employees, then two officers or employees, one of whom must have lobbied in the prior year, must complete the training.

The Lobbying Bureau started its mandatory training program in July 2016. It conducted 42 trainings from July through November 2016 with approximately 400 people attending. Each session included a detailed overview of the requirements of the Lobbying Law and provided in-

⁴ As used throughout this report, "filers" refers to a lobbyist entity, a lobbyist/client filer (an entity whose employees lobby on its behalf) and a client unless otherwise stated.

depth instructions on filing reports in e-Lobbyist. Each attorney who attended was eligible to receive 1.5 continuing legal education credits. In 2017, the Lobbying Bureau will continue the mandatory training program. Pursuant to the Lobbying Law, Lobbyists have two years to comply with the requirement.

Other Training

The Lobbying Bureau also held specialized training for the amnesty program. See the [*Amnesty Program*](#) for further information.

In the summer of 2016, the Lobbying Bureau created a [YouTube channel](#) to better assist filers in completing reports on e-Lobbyist. Five videos have been added to the channel on topics including: what is lobbying; how to create an e-Lobbyist account; how to enroll in e-Lobbyist; the difference between a principal officer and a designee; and the employee store. Each video contains an overview as well as step-by-step filing instructions. The Lobbying Bureau will add videos to the channel in 2017.

Outreach Efforts

Notification to Recipients of Discretionary Funds under the City Council Fiscal Year 2017 Adopted Expense Budget - Schedule C

The Lobbying Bureau sent letters to entities that received discretionary funding from the City Council in fiscal year 2017. Over 1,800 letters were sent to organizations that were not registered lobbyists. Enclosed with the letter was a summary of the Lobbying Law. The letter alerted entities to the Lobbying Law and encouraged them to review their activities and related expenses to determine whether or not they were required to comply. The Lobbying Bureau received numerous telephone and email inquiries as a result of this outreach effort.

Comparison of New York City and New York State Lobbying Reports

The Lobbying Bureau continued its efforts to uncover unreported City lobbying in 2016 by comparing more than 7,000 statements of registration filed with the Joint Commission on Public Ethics (“JCOPE”) with statements of registration filed with the Lobbying Bureau as of September 14, 2016.

It was determined that in total, 17 entities reported lobbying City targets with JCOPE but did not file a statement of registration with the Lobbying Bureau. As a result, the Lobbying Bureau sent letters to the entities. It was determined that 16 of these entities were not required to file statements of registration for various reasons including: (1) the entity inadvertently listed a City target on the JCOPE statement of registration when no City lobbying took place; (2) the entity did not exceed the \$5,000 reporting threshold for City lobbying; or (3) the entity filed a statement of registration with the Lobbying Bureau under a different legal entity name. The entities that were not required to file statements of registration with the Lobbying Bureau submitted supporting documentation to justify this determination. One entity was required to file a 2016 statement of registration. The entity complied and paid a late filing penalty.

Other Compliance Efforts

The Lobbying Bureau routinely examines reports filed on e-Lobbyist to determine the accuracy of the information contained in the statement of registration, retainer agreements and periodic reports. Among the areas of review are: start and end dates of lobbying activities; entity names; and compensation.

Date Issues

In 2016, the Lobbying Bureau discovered approximately 157 issues with start and end dates in Lobbyists' filings by comparing the dates on the statements of registration with the dates listed on the retainer agreements. Lobbyists were notified of any discrepancies and instructed to resolve the discrepancy by amending either the date on the statement of registration or the date on the corresponding retainer agreement.

Name Issues

In order to resolve name discrepancies, the Lobbying Bureau cross-checked client names listed on the statements of registration with the corresponding retainer agreements contained in e-Lobbyist. The Lobbying Bureau discovered approximately 202 issues involving entity names. The Lobbying Bureau instructed the entities to correct their name by: (1) requesting a change of the enrollment name; (2) filing an amended statement of registration with an amended retainer

agreement listing the correct name; or (3) requiring both a name change and submission of an amended retainer.

Compensation Discrepancies

In order to resolve compensation discrepancies, the Lobbying Bureau cross-checked the compensation listed in the periodic reports with the compensation listed in the corresponding retainer agreements. The Lobbying Bureau discovered over 133 instances where the compensation amount listed in a periodic report did not match the compensation listed in the retainer agreement. The Lobbyists were notified of the discrepancy and instructed to resolve it by either amending the compensation reported or by providing a letter justifying the discrepancy.

(vi) The types and number of requests for assistance related to the lobbying law received by the city clerk.

In 2016, the Lobbying Bureau recorded its activities and the types and number of requests received.⁵ From January 1, 2016 through December 31, 2016, the Lobbying Bureau's time was allocated as follows: compliance 37%, audits 18%, outreach and education 14%, enforcement 13%, e-Lobbyist assistance 10%, administration 6%, and investigations 2% (see page 42). In addition, the Lobbying Bureau received approximately 3,478 telephone calls (see pages 43-45) and 6,280 email requests (see pages 46-48). The majority of telephone calls involved filers requesting technical assistance with completing a filing on e-Lobbyist. The majority of emails involved filers requesting clarification on how to report lobbying activities. There was an 84% increase in the number of telephone calls received in 2016 (see page 45) and a 28% increase in the number of emails received by the Lobbying Bureau in 2016 compared to 2015 (see page 48). A number of factors may have contributed to this increase including the Lobbying Bureau's increased outreach and education efforts related to the amnesty program. The outreach efforts generated significant inquiries regarding the Lobbying Law and how to complete filings.

⁵ All data is compiled from information recorded and reported by Lobbying Bureau staff members and constitute best estimates.

(vii) The number of lobbyists filing statements of registration pursuant to §3-213 of the Administrative Code for the first time.

In 2016, about 102 Lobbyists filed statements of registration for the first time. This is a 31% increase from last year. This is likely attributable to the Lobbying Bureau's amnesty program and its education and outreach efforts. Thirty-three of these entities are lobbyists and 69 entities are lobbyist/client filers. The 69 lobbyist/client filers' industries were reported as follows: 24 not-for-profit organizations and/or community service organizations; 21 financial service companies; and the remaining as unions, law firms, real estate, construction, healthcare and education companies.

(viii) The subject matter of lobbying activity most frequently reported by lobbyists and lobbyist/client filers.

See [Analysis of Lobbying Data](#) and charts on pages 37-38.

(ix) The lobbying targets most frequently reported by lobbyists and lobbyist/client filers.

See [Analysis of Lobbying Data](#) and charts on page 39.

(x) The lobbyists and lobbyist/client filers that reported the highest compensation.

See [Analysis of Lobbying Data](#) and charts on pages 15-21 and 25-28.

(xi) Other information and analysis.

2016 Amendments to Chapter 1 of Title 51 of the Rules of the City of New York

In 2016, the Lobbying Bureau amended its rules to allow a person other than the principal officer to certify reports in e-Lobbyist. The amended rule also provided that the City Clerk could accept amnesty applications by email and mail so long as the applications were postmarked by the last day of the amnesty period. The proposed amended rule was published in the City Record

on October 17, 2016. The public hearing was held on November 17, 2016. The amended rule was published in the City Record on November 25, 2016 and took effect on February 1, 2017.

Advisory Opinion

In response to a written request inquiring whether an applicant or his or her representative is engaged in lobbying when such applicant applies for work permits from the Department of Buildings (“DOB”), the City Clerk opined that an application to DOB relating to the issuance of work permits, approvals or other construction-related documents and determinations by DOB is not lobbying because the activity is not included in the definition of lobbying. *See* Advisory Opinion 2016-1 available at: <http://www.cityclerk.nyc.gov/html/lobbying/2016-1.shtml>.

Announcement

In 2016, the Lobbying Bureau sent an announcement to lobbyists regarding the changes to the required terms of retainer agreements as set forth in the 2015 amendment to chapter 1 of title 51 of the Rules of the City of New York. The announcement provided a guide to these changes and included a sample retainer agreement. The announcement was initially sent in August and again in December.

The Amnesty Program

Local Law 129 of 2013 created an amnesty program to increase compliance with the Lobbying Law. Pursuant to the Administrative Code, any filer that was required to file, but never filed a statement of registration or a client annual report on or after December 10, 2006 was eligible to apply for amnesty and was required to immediately comply with the Lobbying Law. If amnesty was granted, then late fines and civil penalties were waived.

The amnesty period commenced on January 1, 2016 and continued through June 30, 2016. The Lobbying Bureau received 127 applications for amnesty over the six-month period. In total, 120 entities were granted amnesty, six entities were denied and one entity was granted amnesty as a lobbyist but denied as a client.

In order to maximize amnesty participation, the Lobbying Bureau engaged in various training and outreach efforts in 2016. Efforts included: holding training sessions, publishing

announcements and advertisements, distributing brochures, the deployment of social media and presenting at community boards and other public meetings throughout the five boroughs.

Training

The Lobbying Bureau held weekly amnesty training sessions prior to and during the amnesty period. The training focused on specific questions about the amnesty program and the application process.

On January 19, 2016, the Lobbying Bureau attended and presented at the “Nonprofit Advocacy 101: Putting your Organization on the Radar of Elected Officials” workshop. The Lobbying Bureau’s presentation included an overview of the Lobbying Law and the amnesty program and a question and answer period. Attendees included representatives from over 20 not-for-profit organizations.

On April 14, 2016, the Lobbying Bureau participated in the “Lobbying Laws and Regulations” CLE program given at New York Law School. The Lobbying Bureau’s presentation included an overview of the Lobbying Law and the amnesty program and a question and answer period.

On June 9, 2016, the Lobbying Bureau held an information session for architects and engineers at the Office of Administrative Trials and Hearings. The session focused on the Lobbying Law’s application to architects and engineers, addressed various concerns raised by the architect and engineer community and provided information about the amnesty program. As a result of this information session and various other outreach efforts, many architects and engineers applied for amnesty.

On June 21, 2016, the Lobbying Bureau presented at the “Civic Engagement & Lobbying for Nonprofits” workshop sponsored by the Mayor’s Office of Contract Services (“MOCS”). The Lobbying Bureau’s presentation included an overview of the Lobbying Law and the amnesty program and a question and answer period. Attendees included representatives from not-for-profit organizations.

Outreach

In the spring of 2016, to publicize the amnesty, the Lobbying Bureau sent approximately 97,000 emails to various vendors that were listed in the MOCS databases including: VENDEX, PIP and FMS. The Lobbying Bureau received numerous inquiries about the emails.

In the winter of 2016, the Lobbying Bureau placed advertisements in the following publications: (1) City & State (print version for January and April and online edition); (2) The Chief (online edition); (3) Pensions & Investments (online edition); and (4) Staten Island Live (online edition).

Social Media

In 2016, the Lobbying Bureau continued and expanded its social media presence by continuing to utilize its twitter account [@NYCLobbying](#) and by creating a [YouTube channel](#).

Public Meetings

In addition to attending each borough board meeting in 2015, in 2016 the Lobbying Bureau made amnesty presentations at 35 different community board meetings throughout the five boroughs. The Lobbying Bureau also conducted in person outreach and made telephone calls to various stakeholders throughout the City during the amnesty period.

Number of Reporting Lobbyists and Clients

As of February 28, 2017, approximately 1,953 Lobbyists and 4,224 clients were enrolled in e-Lobbyist. In 2016, approximately 2,639 statements of registration were filed on e-Lobbyist and Lobbyists paid approximately \$190,000 in registration fees.

Outlook For 2017

In 2017, the Lobbying Bureau will enhance lobbyist search, the public database of filings. The enhancement will allow users to search for filings by lobbyist, client, target, subject, compensation and year. In addition, a PDF version of each filing will be available on the database.

In addition, the Lobbying Bureau will continue to improve the e-Lobbyist filing system and enhance the user-friendliness of the system including: text changes to screens and the user-

guide; adding more drop-downs to replace free-form fields; editing the automatic e-Lobbyist emails; adding the ability to upload a PDF to each filing; and continuing to work on an enhancement which will permit lobbyist/client filers, whose total compensation is between \$5,000 and \$10,000, to file two periodic reports per year instead of six.

In addition, to ensure the integrity of the database, the Lobbying Bureau will remain focused on confirming the veracity of the reports filed by Lobbyists and clients. The Lobbying Bureau will continue to check information contained in the statements of registration and periodic reports to verify the accuracy of the filings and work with all filers to resolve any discrepancies. The Lobbying Bureau will continue to send announcements to notify filers of changes to e-Lobbyist, changes in procedure, and any consistent trends of noncompliance.

Local Law 129 of 2013 included certain exclusions from the definition of lobbying applicable to architects and engineers. It stated that the City Clerk promulgate rules to further clarify the exclusions. In 2017, the Lobbying Bureau intends to promulgate such rules.

Furthermore, the Lobbying Bureau will continue to fulfill its statutory duties including conducting random audits and investigating unreported lobbying.

Analysis of Lobbying Data⁶

Each year the Lobbying Bureau analyzes the available data and reports on various macro and micro trends in City lobbying. In addition, the Lobbying Bureau receives many requests for information about City lobbying activity from the media and government watchdog organizations. In order to facilitate the transparency goals of the Lobbying Law, and in response to requests for information, lobbying data comparisons and analyses are included in the subsequent pages of this report. The data includes: top ten list of lobbyists based on compensation (see pages 15-21); top lobbyists ranked by number of clients (see pages 22-24); and top lobbyists ranked by number of employees (see page 33).

The analyses of lobbyist/client filers includes top ten lobbyist/client filers ranked by compensation (see pages 25-27) and top lobbyist/client filers ranked by number of employees (see page 34). The analyses also contains information regarding clients including: top clients ranked by total compensation paid to all retained lobbying firms (see pages 29-30); top clients

⁶ Please note, all data contained in the following charts and graphs is self-reported. All data is subject to change since filers can amend filings at any time.

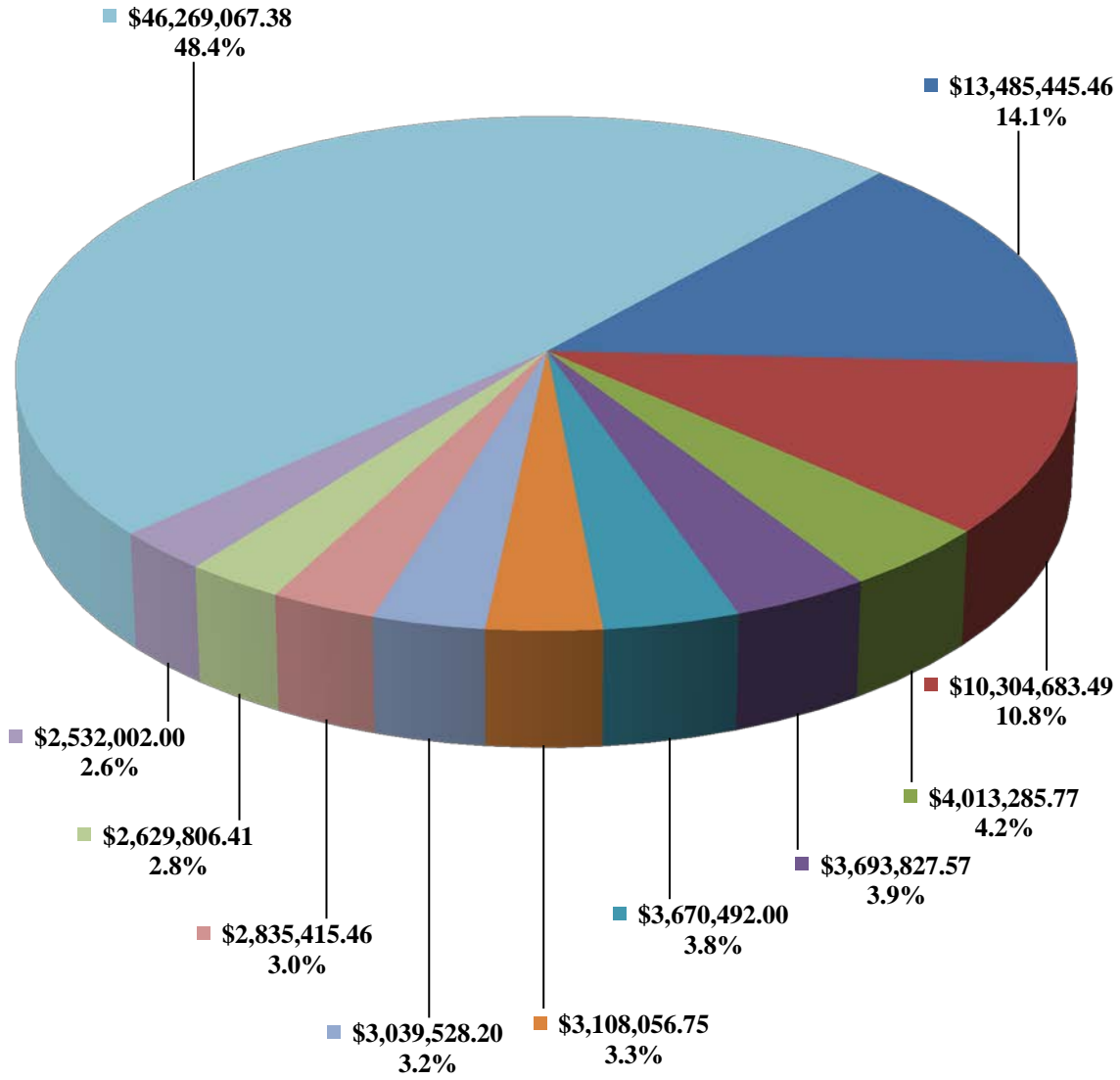
ranked by number of lobbying firms retained (see page 31); the top ten lobbying contracts (see page 32); and a breakdown of registered clients' industries (see pages 35-36). Also included is the top activities by subject category (see pages 37-38), top targets (see pages 39-40) and an analysis of the data reported in the fundraising reports (see page 41).

TOP TEN LOBBYISTS OF 2016 BY COMPENSATION⁷

<u>Lobbyist</u>	<u>Total Compensation Reported</u>
James F. Capalino & Associates, Inc.	\$13,485,445.46
Kasirer LLC	\$10,304,683.49
Pitta Bishop Del Giorno & Giblin LLC	\$4,013,285.77
Bolton-St. Johns, LLC	\$3,693,827.57
Constantinople & Vallone Consulting LLC	\$3,670,492.00
Davidoff Hutcher & Citron LLP	\$3,108,056.75
Kramer Levin Naftalis & Frankel LLP	\$3,039,528.20
Greenberg Traurig, LLP	\$2,835,415.46
Manatt, Phelps & Phillips, LLP	\$2,629,806.41
Geto & de Milly Inc.	<u>\$2,532,002.00</u>
SUB-TOTAL	\$49,312,543.11
OTHER LOBBYISTS	<u>\$46,269,067.38</u>
TOTAL COMPENSATION	<u>\$95,401,610.49</u>

⁷ Data is based on the cumulative compensation reported by the lobbyist in its 2016 periodic reports (period one through six) and is subject to change.

TOP TEN LOBBYISTS OF 2016 BY COMPENSATION



- James F. Capalino & Associates, Inc.
- Kasirer LLC
- Pitta Bishop Del Giorno & Giblin LLC
- Bolton-St. Johns, LLC
- Constantinople & Vallone Consulting LLC
- Davidoff Hutcher & Citron LLP
- Kramer Levin Naftalis & Frankel LLP
- Greenberg Traurig, LLP
- Manatt, Phelps & Phillips, LLP
- Geto & de Milly Inc.
- Other Lobbyists

TOP TEN LOBBYISTS OF 2015 BY COMPENSATION⁸

<u>Lobbyist</u>	<u>Total Compensation Reported</u>
James F. Capalino & Associates, Inc.	\$12,886,180.70
Kasirer LLC	\$9,536,388.98
Pitta Bishop Del Giorno & Giblin LLC	\$4,158,631.00
Bolton-St. Johns, LLC	\$3,870,356.46
Constantinople & Vallone Consulting LLC	\$3,328,159.70
Greenberg Traurig, LLP	\$3,141,117.53
Davidoff Hutcher & Citron LLP	\$2,916,029.50
Manatt, Phelps & Phillips, LLP	\$2,400,616.16
Geto & de Milly Inc.	\$2,342,588.00
Mercury Public Affairs, LLC	<u>\$2,231,913.93</u>
SUB-TOTAL	\$46,811,981.96
OTHER LOBBYISTS	<u>\$39,352,306.87</u>
TOTAL COMPENSATION	<u>\$86,164,288.83</u>

⁸ Data is based on the cumulative compensation reported by the lobbyist in its periodic reports as reported in the Lobbying Bureau Annual Report dated March 1, 2016.

TOP TEN LOBBYISTS OF 2014 BY COMPENSATION⁹

<u>Lobbyist</u>	<u>Total Compensation Reported</u>
James F. Capalino & Associates, Inc.	\$8,230,922.00
Kasirer Consulting LLC	\$7,754,736.00
Bolton-St. Johns, LLC	\$3,568,192.63
Pitta Bishop Del Giorno & Giblin LLC	\$3,343,952.50
Constantinople & Vallone Consulting LLC	\$3,147,922.00
Manatt, Phelps & Phillips, LLP	\$2,343,990.62
Davidoff Hutcher & Citron LLP	\$2,321,933.00
Greenberg Traurig, LLP	\$1,986,501.80
Mercury Public Affairs, LLC	\$1,824,583.48
Parkside Group, LLC (The)	<u>\$1,798,749.65</u>
SUB-TOTAL	\$36,321,483.68
OTHER LOBBYISTS	<u>\$35,581,105.64</u>
TOTAL COMPENSATION	<u>\$71,902,589.32</u>

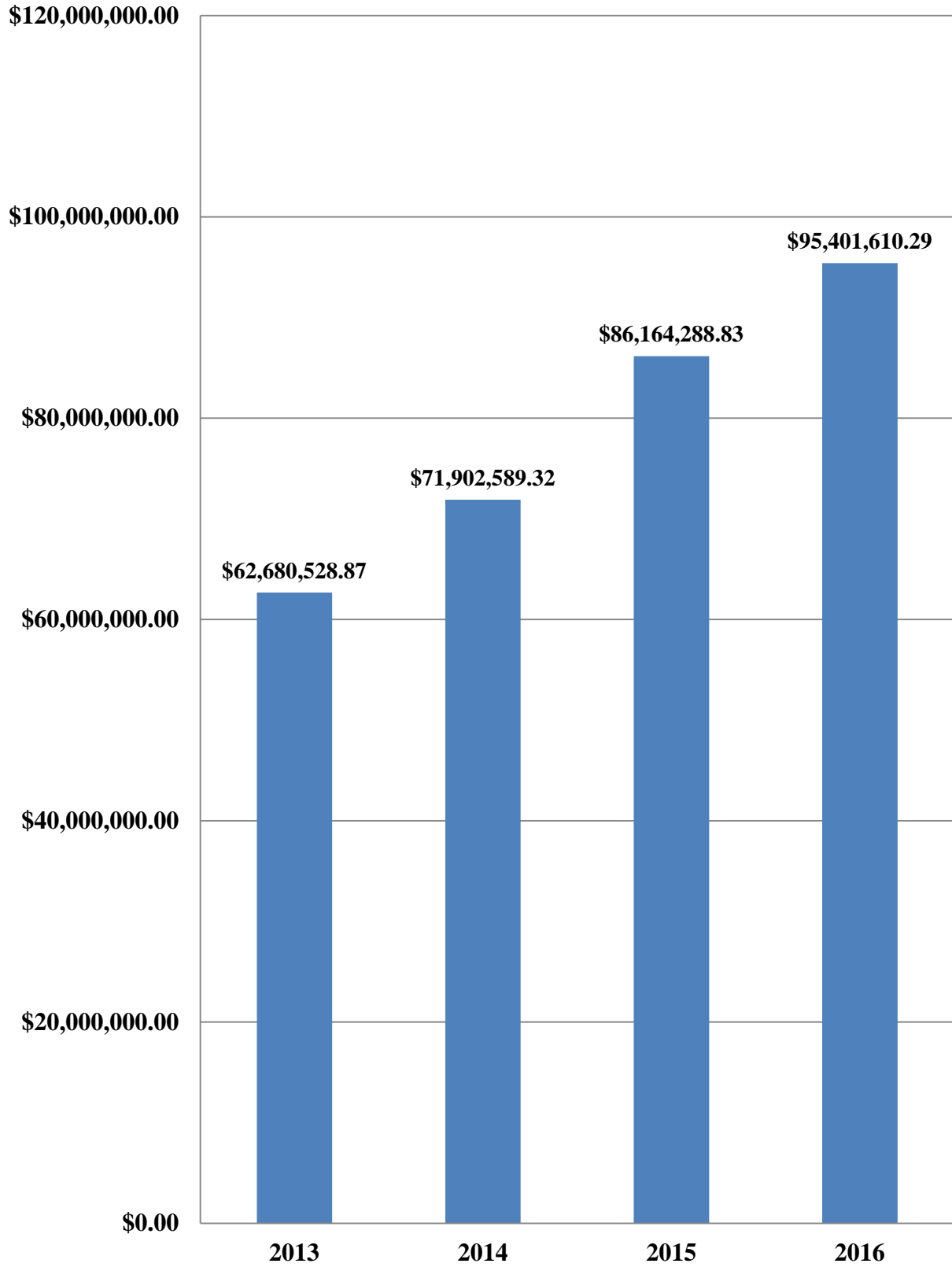
⁹ Data is based on the cumulative compensation reported by the lobbyist in its periodic reports as reported in the Lobbying Bureau Annual Report dated March 1, 2015.

TOP TEN LOBBYISTS OF 2013 BY COMPENSATION¹⁰

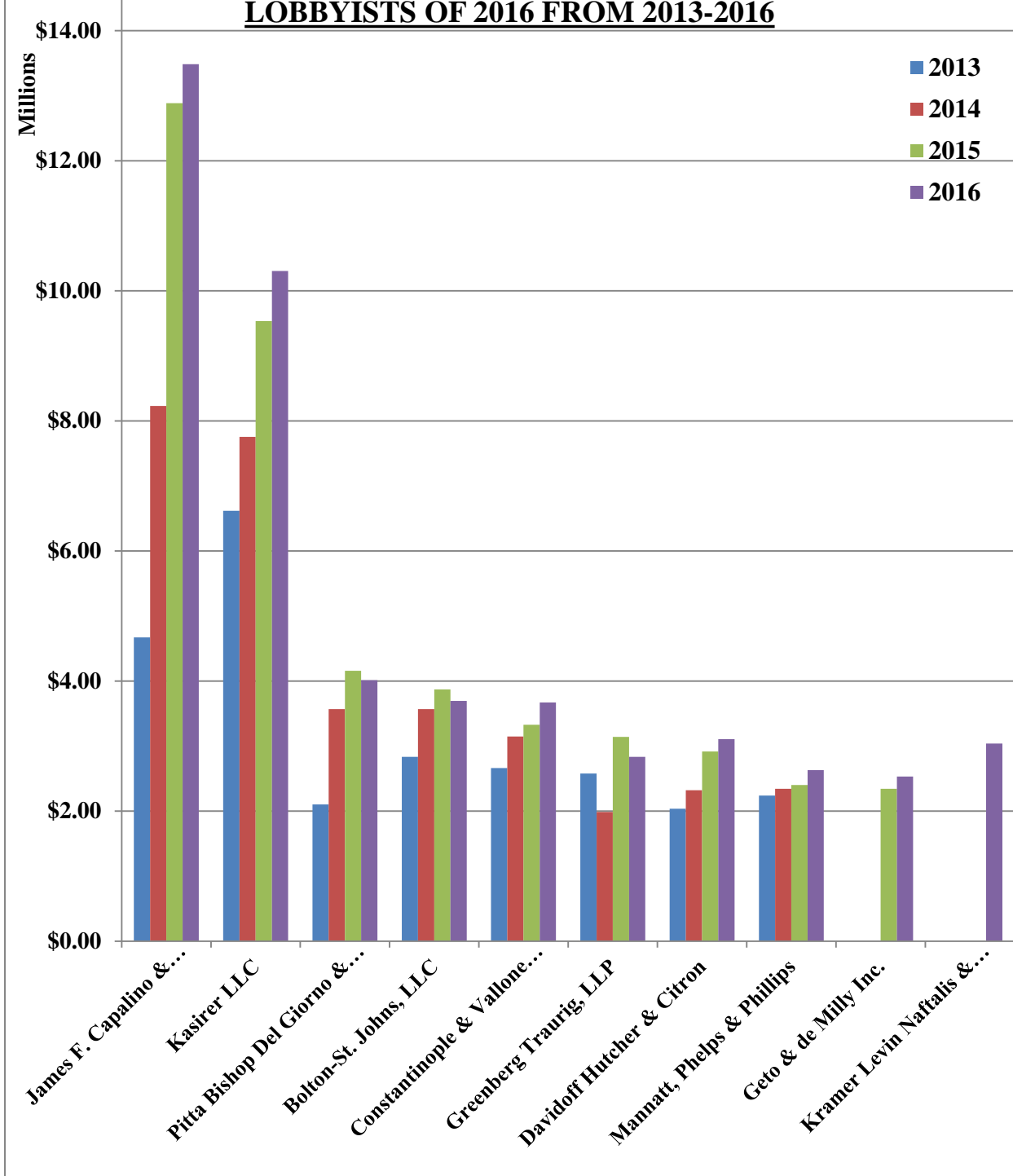
<u>Lobbyist</u>	<u>Total Compensation Reported</u>
Kasirer Consulting LLC	\$6,618,302.00
James F. Capalino & Associates, Inc.	\$4,670,526.50
Bolton-St. Johns, LLC	\$2,834,637.60
Constantinople & Vallone Consulting LLC	\$2,661,992.00
Greenberg Traurig, LLP	\$2,578,733.55
Manatt, Phelps & Phillips, LLP	\$2,238,197.00
Pitta Bishop Del Giorno & Giblin LLC	\$2,101,864.89
Davidoff Hutcher & Citron LLP	\$2,035,683.25
Kramer Levin Naftalis & Frankel LLP	\$1,742,264.60
Parkside Group, LLC (The)	<u>\$1,658,500.00</u>
SUB-TOTAL	\$29,140,701.39
OTHER LOBBYISTS	<u>\$33,541,827.48</u>
TOTAL COMPENSATION	<u>\$62,682,528.87</u>

¹⁰ Data is based on the cumulative compensation reported by the lobbyist in its periodic reports as reported in the Lobbying Bureau Annual Report dated March 1, 2014.

COMPARISON OF COMPENSATION OF LOBBYISTS FROM 2013-2016



COMPARISON OF COMPENSATION OF TOP LOBBYISTS OF 2016 FROM 2013-2016



*Total may vary due to rounding.

**All compensation is as reported in previous annual reports.

***If a year is missing, the lobbying firm was not listed as a top ten lobbyist for that year.

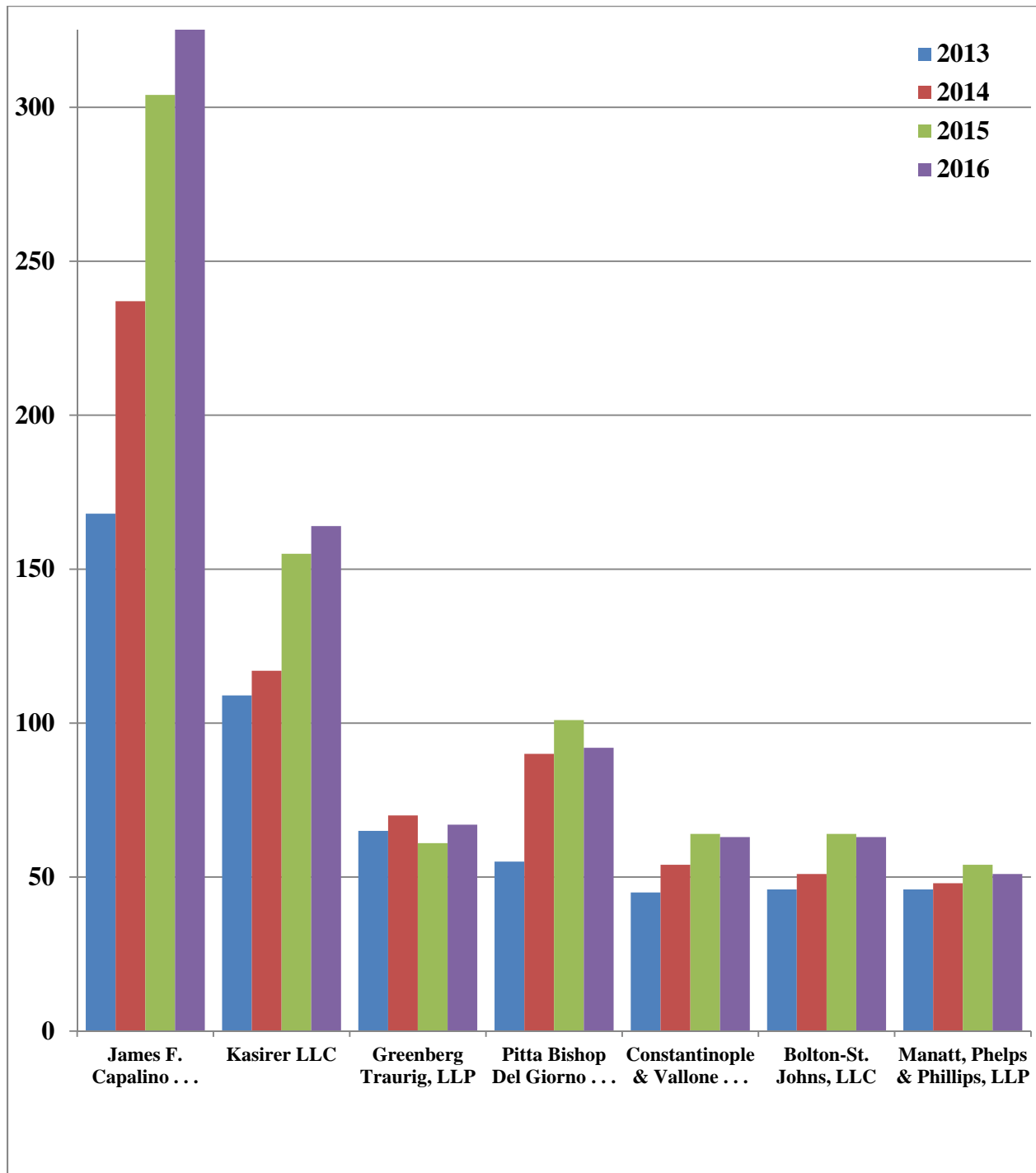
TOP TEN LOBBYISTS OF 2016 BY NUMBER OF CLIENTS¹¹ REGISTERED¹²

<u>Lobbyist</u>	<u>Number of Clients Registered</u>
James F. Capalino & Associates, Inc.	345
Kasirer LLC	164
Pitta Bishop Del Giorno & Giblin LLC	92
Sheldon Lobel, P.C.	83
Greenberg Traurig, LLP	67
Bolton-St. Johns, LLC	63
Constantinople & Vallone Consulting LLC	63
Connelly McLaughlin & Woloz	53
Davidoff Hutcher & Citron LLP	52
Manatt, Phelps & Phillips, LLP	51

¹¹ “Clients” includes clients and lobbyist/client filers that reported retaining an outside lobbying entity in 2016.

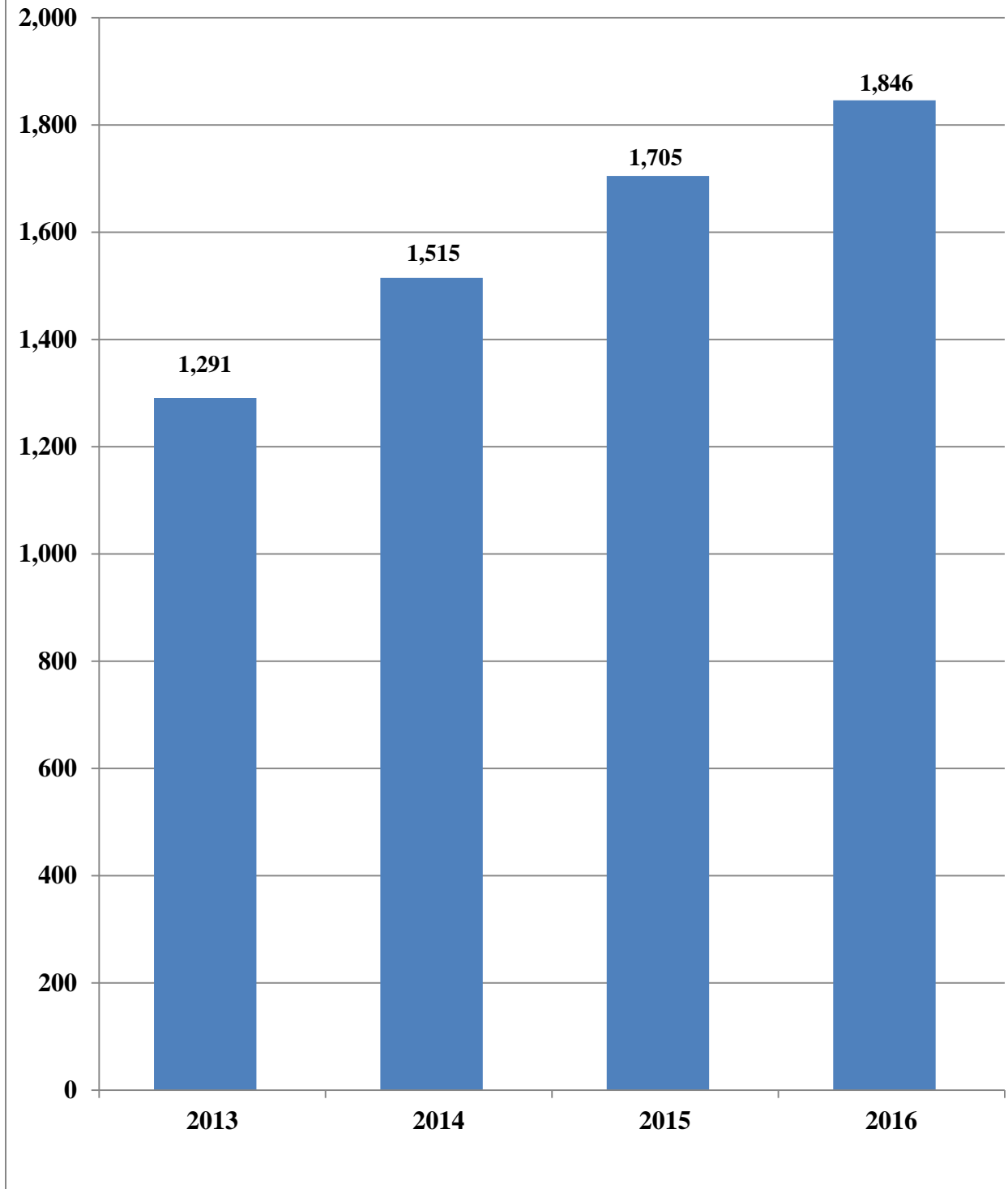
¹² Data is based on statements of registration filed by lobbyists. For previous years, the data is based on the number of clients published in the respective year’s Lobbying Bureau Annual Report.

COMPARISON OF TOTAL CLIENTS OF TOP LOBBYISTS FROM 2013-2016*



*This chart includes a comparison of top lobbyists that have appeared on the “top ten lobbyists by number of clients registered” in the lobbying bureau annual report for years 2013-2016.

COMPARISON OF TOTAL CLIENTS FROM 2013-2016*



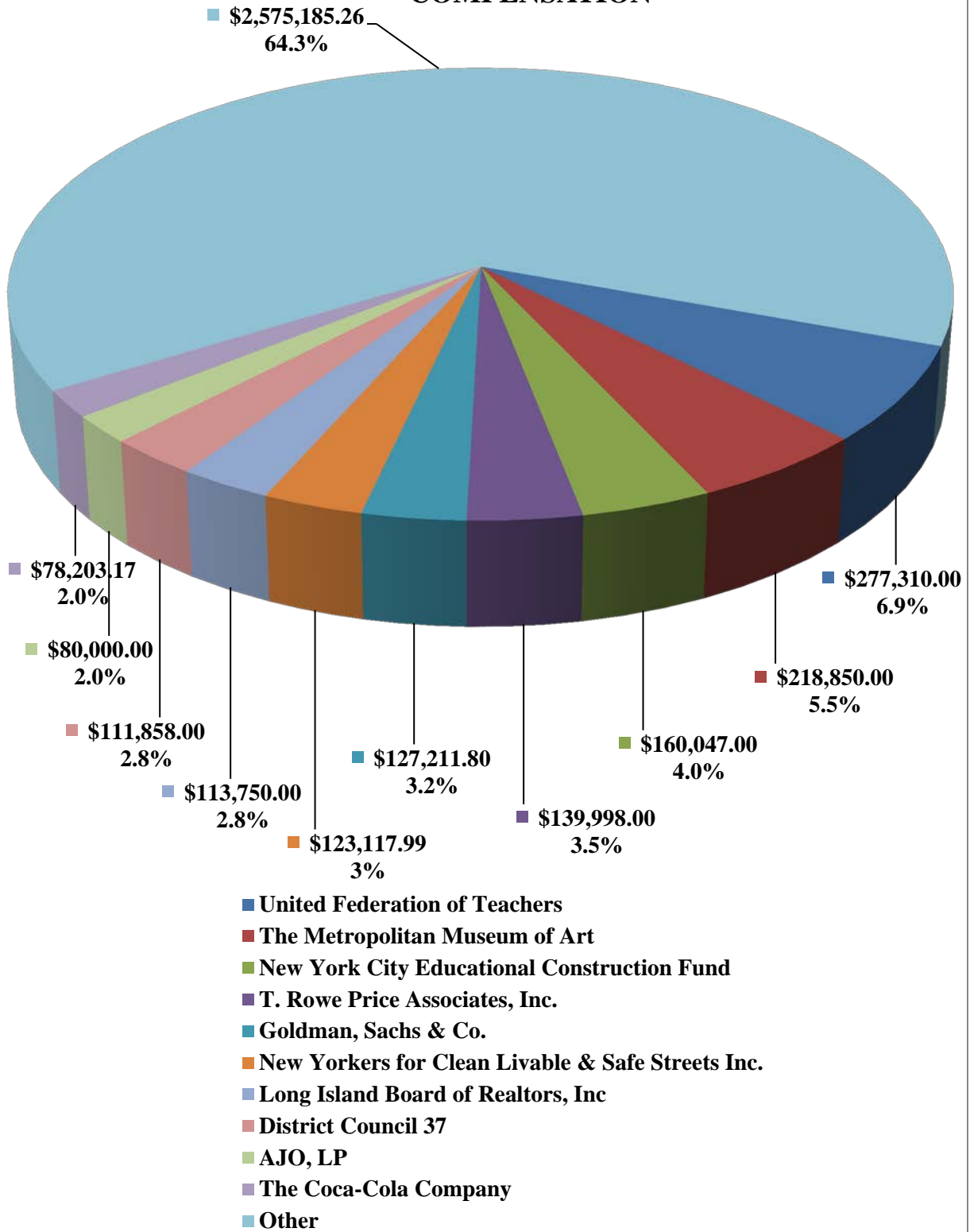
* "Clients" includes clients and lobbyist/client filers that reported retaining an outside lobbying entity in 2016. Data is based on statements of registration filed by lobbyists. For previous years, the data is based on the number of clients published in the respective year's Lobbying Bureau Annual Report.

TOP TEN LOBBYIST/CLIENT FILERS OF 2016 BY COMPENSATION¹³

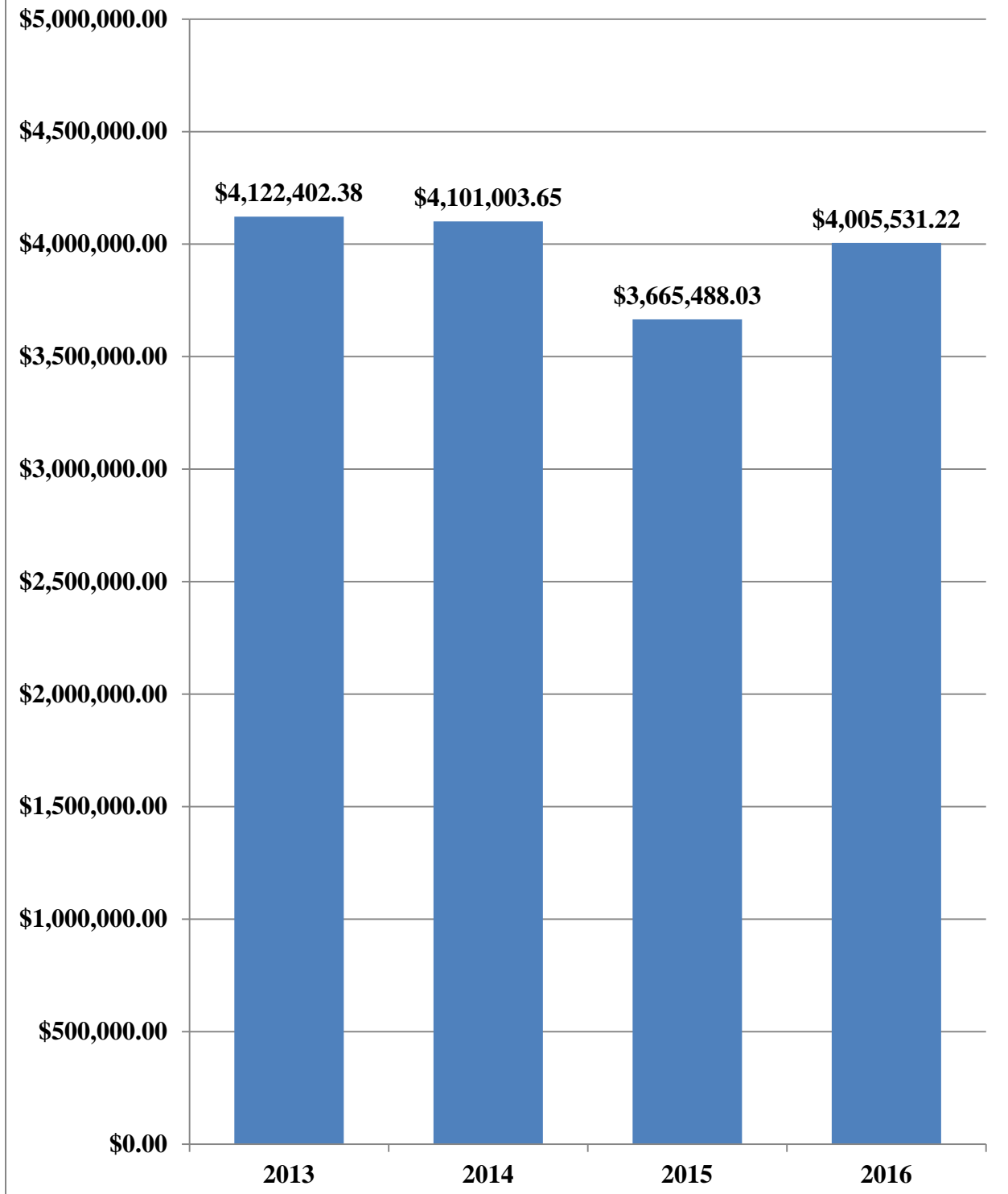
<u>Lobbyist/Client</u>	<u>Total Compensation Reported</u>
United Federation of Teachers	\$277,310.00
The Metropolitan Museum of Art	\$218,850.00
New York City Educational Construction Fund	\$160,047.00
T. Rowe Price Associates, Inc.	\$139,998.00
Goldman, Sachs & Co.	\$127,212.80
New Yorkers for Clean Livable & Safe Streets Inc.	\$123,117.99
Long Island Board of Realtors, Inc	\$113,750.00
District Council 37	\$111,858.00
AJO, LP	\$80,000.00
The Coca-Cola Company	<u>\$78,203.17</u>
SUB-TOTAL	\$1,430,345.96
OTHER LOBBYIST/CLIENTS	<u>\$2,575,185.26</u>
TOTAL COMPENSATION	<u>\$4,005,531.22</u>

¹³ Data is based on cumulative compensation reported in periodic reports filed by lobbyist/client filers.

TOP TEN LOBBYIST/CLIENT FILERS OF 2016 BY COMPENSATION

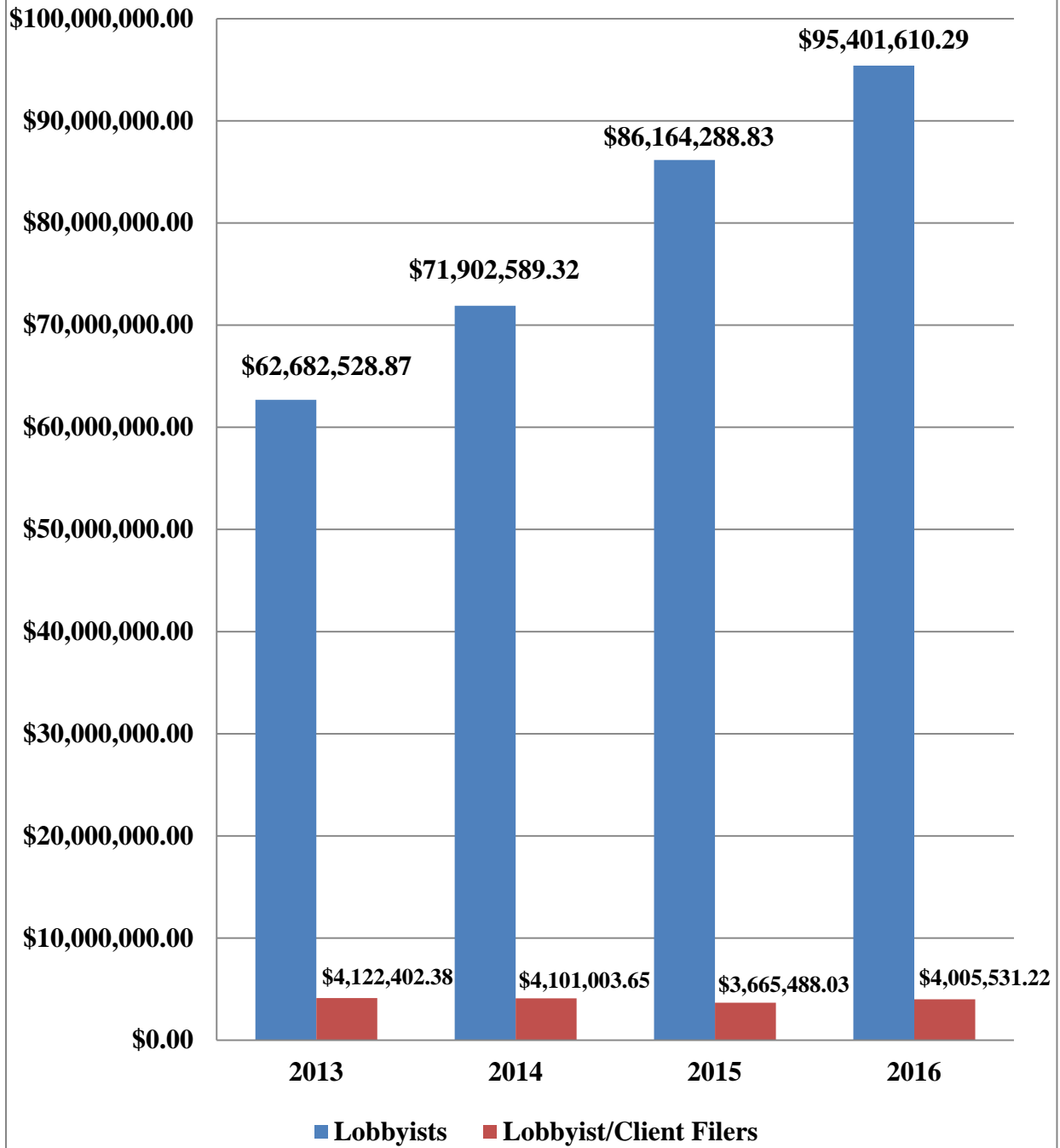


**COMPARISON OF LOBBYIST/CLIENT FILERS'
COMPENSATION FROM 2013-2016***



*Data is based on the cumulative compensation reported by lobbyist/client filers in its periodic reports in 2016 and as reported in the Lobbying Bureau Annual Report for the respective previous years.

**COMPARISON OF LOBBYISTS' AND LOBBYIST/CLIENT
FILERS' COMPENSATION FROM 2013-2016***



*Data is based on the cumulative compensation reported by lobbyists and lobbyist/client filers in its periodic reports in 2016 and as reported in the Lobbying Bureau Annual Report for the respective previous years.

TOP TEN CLIENTS¹⁴ OF 2016 BY COMPENSATION TO ALL LOBBYING FIRMS¹⁵

<u>Client</u>	<u>Lobbyist</u>	<u>Compensation</u>
SJC 33 Owner 2015, LLC	James F. Capalino & Associates, Inc.	\$120,000.00
	Global Strategy Group, LLC	\$5,000.00
	Kramer Levin Naftalis & Frankel LLP	\$1,184,026.50
		<u>\$1,309,026.50</u>
Uber Technologies, Inc.	Patrick B. Jenkins & Associates	\$156,000.00
	Dentons US LLP	\$120,000.00
	Kasirer LLC	\$120,000.00
	James F. Capalino & Associates, Inc.	\$104,000.00
	Francis J. Sanzillo & Associates, Inc.	\$84,000.00
		<u>\$584,000.00</u>
NYS Trial Lawyers Association, Inc.	Patrick B. Jenkins & Associates	\$360,000.00
	Beaudoin & Company, LLC	\$205,500.00
		<u>\$565,500.00</u>
Verizon Corporate Resources Group	Tonio Burgos & Associates, Inc.	\$100,002.00
	Bolton-St. Johns, LLC	\$99,999.96
	Connelly McLaughlin & Woloz	\$99,999.96
	National Strategies, LLC	\$96,000.00
	The Ickes and Enright Group, Inc.	\$75,000.00
	Park Strategies, LLC	\$45,000.00
		<u>\$516,001.92</u>
MSG Sports & Entertainment, LLC	Kasirer LLC	\$150,000.00
	Mirram Group LLC	\$120,000.00
	CSC Holdings LLC	\$84,812.00
	RG Group	\$65,000.00
	99 Solutions LLC.	\$30,000.00
	Global Strategy Group, LLC	\$5,000.00
	The Parkside Group, LLC	\$5,000.00
	Patricia Lynch Associates	\$0.00
		<u>\$459,812.00</u>

¹⁴ The compensation reported does not include compensation reported as a lobbyist/client filer. It only includes compensation reported paid to outside lobbying firms.

¹⁵ Data is based on the cumulative compensation reported by the lobbyist in its 2016 periodic reports.

Committee For Taxi Safety Inc.	Bolton-St. Johns, LLC	\$373,166.67
	Connective Strategies Associates Inc.	\$36,000.00
	The Carey Group LLC	<u>\$35,000.00</u>
		<u>\$444,166.67</u>
FPG Cobble Hill Acquisitions, LLC	Kramer Levin Naftalis & Frankel LLP	\$268,733.50
	James F. Capalino & Associates, Inc.	\$112,500.00
	Hilltop Public Solutions	<u>\$60,000.00</u>
		<u>\$441,233.50</u>
Spectra Energy Corp	CDD Strategies, LLC	\$320,000.00
	TLM Associates LLC	<u>\$120,000.00</u>
		<u>\$440,000.00</u>
Albee Development LLC	Washington Square Partners Incorporated	\$373,195.49
	James F. Capalino & Associates, Inc.	<u>\$30,000.00</u>
		<u>\$403,195.49</u>
United for Affordable NYC, Inc.	Metropolitan Public Strategies, Inc.	<u>\$372,500.00</u>

TOP CLIENTS OF 2016 BY RETAINED LOBBYING FIRMS¹⁶

<u>Client</u>	<u># of Firms Retained</u>
MSG Sports & Entertainment, LLC	8
Arker Diversified Companies	6
Verizon Corporate Resources Group LLC	6
1-10 Bush Terminal Owner, LP with 19-20 Bush Terminal Owner	5
Altria Client Services LLC	5
Dart Container Corporation	5
Design Center Inc.	5
TWC Administration LLC	5
Uber Technologies, Inc.	5
Avalon Bay Communities, Inc.	4
Cathedral Church of St. John the Divine	4
New York Blood Center, Inc.	4
SL Green Realty Corp.	4
The Lightstone Group, LLC	4
The Mount Sinai Hospital	4
Vornado Realty L.P.	4

¹⁶ Data is based on statements of registration filed by lobbyists and only includes lobbyist/client filers who have retained an outside lobbyist.

TOP TEN LOBBYING CONTRACTS IN 2016
(COMPENSATION PAID¹⁷ TO ONE LOBBYING FIRM)¹⁸

<u>Client</u>	<u>Lobbyist</u>	<u>Compensation</u>
SJC 33 Owner 2015, LLC	Kramer Levin Naftalis & Frankel LLP	\$1,184,026.50
Albee Development LLC	Washington Square Partners Inc	\$373,195.49
Committee For Taxi Safety Inc.	Bolton-St. Johns, LLC	\$373,166.67
United for Affordable NYC, Inc.	Metropolitan Public Strategies, Inc.	\$372,500.00
385 Gold Property Investors IIA, LLC	Greenberg Traurig, LLP	\$371,418.00
NYS Trial Lawyers Association, Inc.	Patrick B. Jenkins & Associates	\$360,000.00
Spectra Energy Corp	CDD Strategies, LLC	\$320,000.00
Fulton SCG Development LLC	James F. Capalino & Associates, Inc.	\$300,000.00
Oxford Nursing Home, Inc.	Davidoff Hutcher & Citron LLP	\$277,768.00
Broome Property Owner JV LLC	James F. Capalino & Associates, Inc.	\$272,000.00

¹⁷ The compensation reported does not include compensation reported as a lobbyist/client filer. It only includes compensation paid to outside lobbying firms.

¹⁸ Based on the cumulative compensation reported by the lobbyist in its 2016 periodic reports.

TOP LOBBYISTS OF 2016 BY NUMBER OF EMPLOYEES¹⁹

<u>Lobbyist</u>	<u># of Employees</u>
James F. Capalino & Associates, Inc.	23
Greenberg Traurig, LLP	22
Howard Hughes Management Co., LLC	20
Sheldon Lobel, P.C.	19
Kramer Levin Naftalis & Frankel LLP	18
Bolton-St. Johns, LLC	17
Akerman LLP	17
Park Strategies, LLC	16
Davidoff Hutcher & Citron LLP	16
Constantinople & Vallone Consulting LLC	13
Jackson Lewis P.C.	13

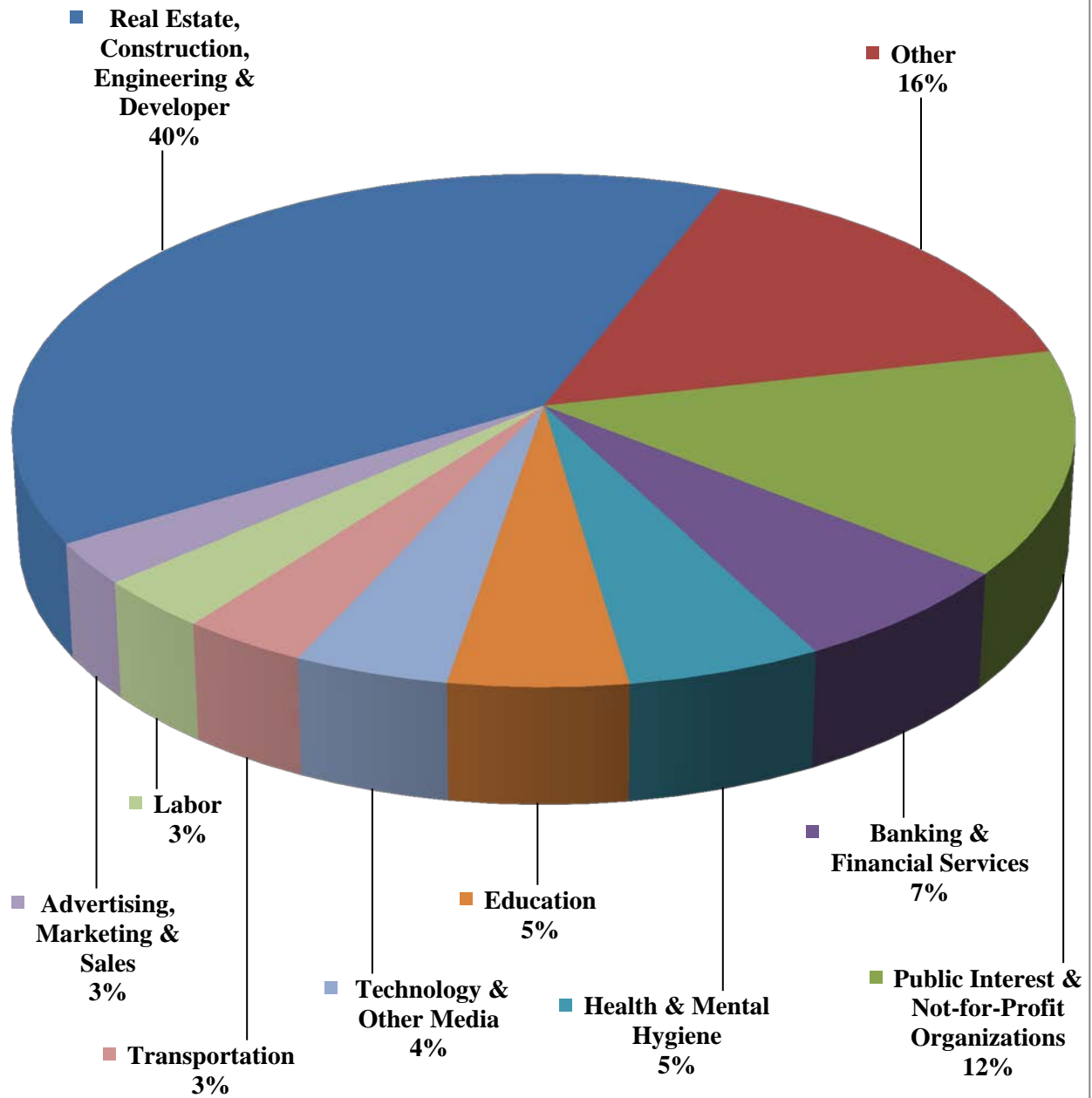
¹⁹ Data is based on employees listed on the statements of registration filed by lobbyists.

TOP LOBBYIST/CLIENT FILERS OF 2016 BY NUMBER OF EMPLOYEES²⁰

<u>Lobbyist</u>	<u># of Employees</u>
Jewish Association for Services for the Aged	49
Consolidated Edison, Inc.	46
Fund for the City of New York, Inc.	35
United Federation of Teachers	33
Nestle Waters North America Inc.	30
MFY Legal Services Inc.	30
CAMBA, Inc.	25
Legal Services NYC	25
The Related Companies, LP	25
Blackstone Administrative Services Partnership L.P.	23
Make the Road New York	21
New York Lawyers for the Public Interest, Inc	20
SCO Family of Services	20
Lincoln Center for the Performing Arts, Inc.	19

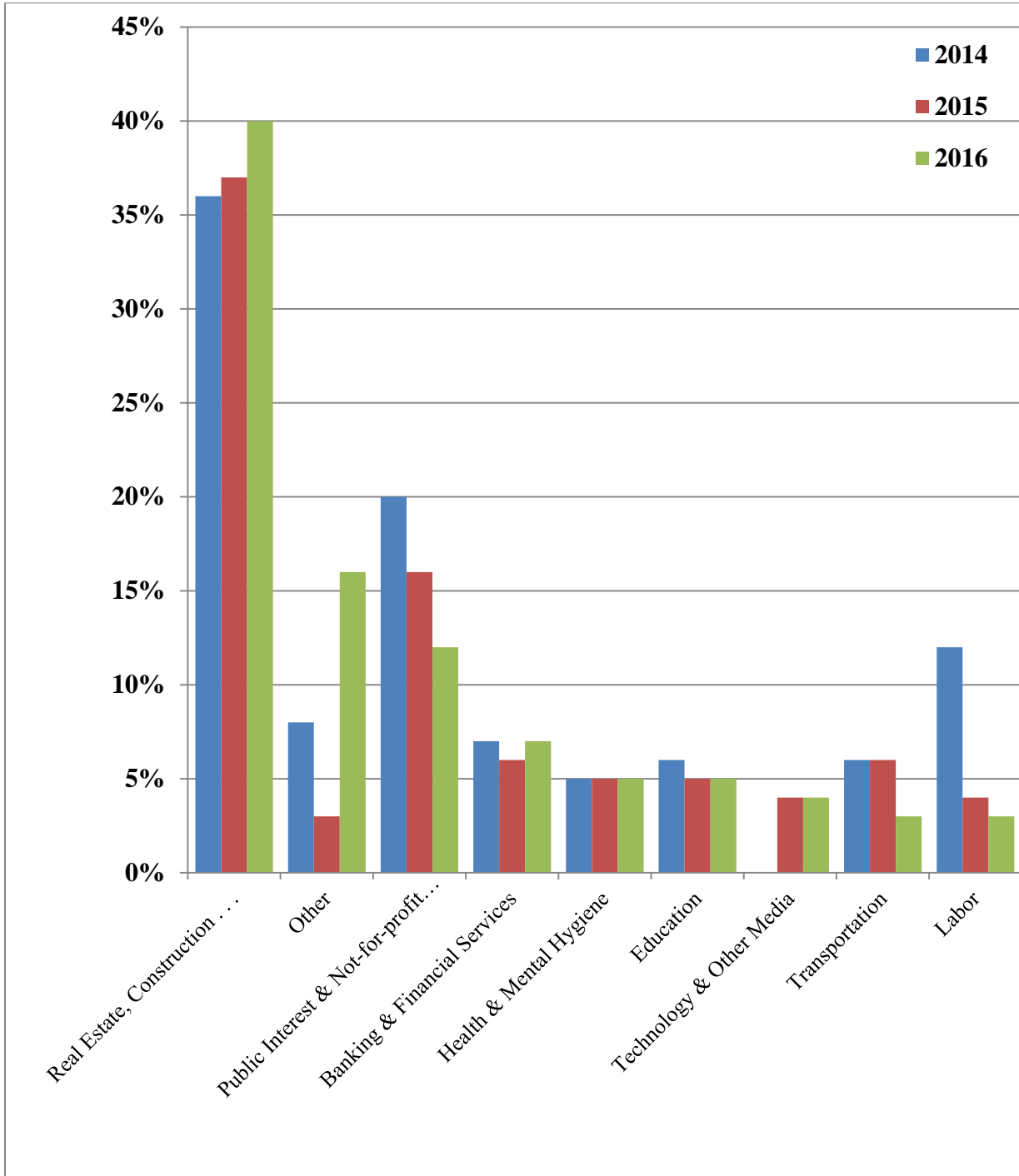
²⁰ Data is based on employees listed on the statements of registration filed by lobbyist/client filers.

DISTRIBUTION OF CLIENTS' INDUSTRIES IN 2016*



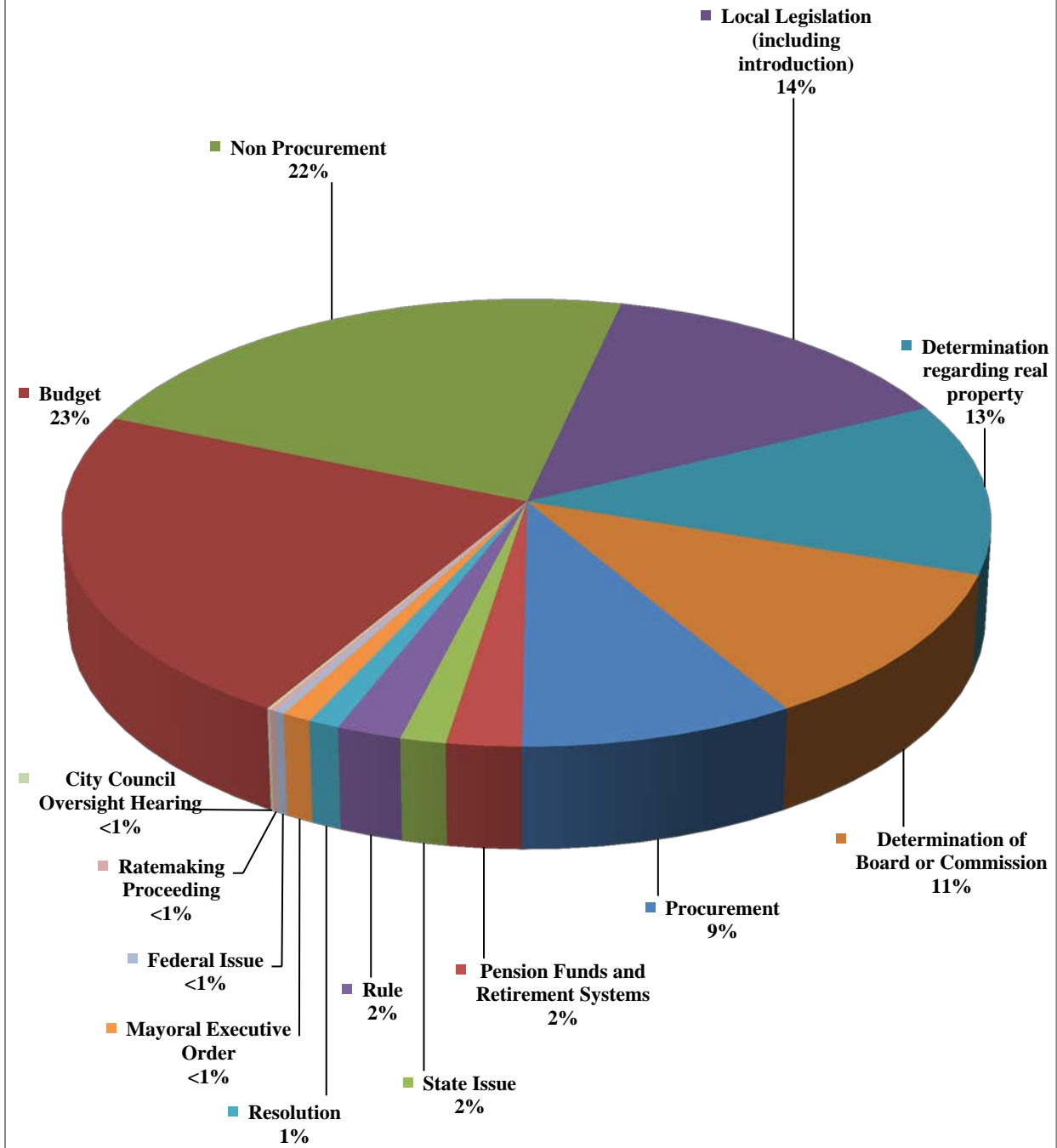
*Data is based on the client industry the lobbyist reported on the statement of registration. Variance due to rounding.

COMPARISON OF CLIENTS' INDUSTRIES FROM 2014-2016*



*This chart includes a comparison of client industries that were reported in the Lobbying Bureau annual report in 2015 and 2016.

DISTRIBUTION OF SUBJECT CATEGORIES OF 2016*



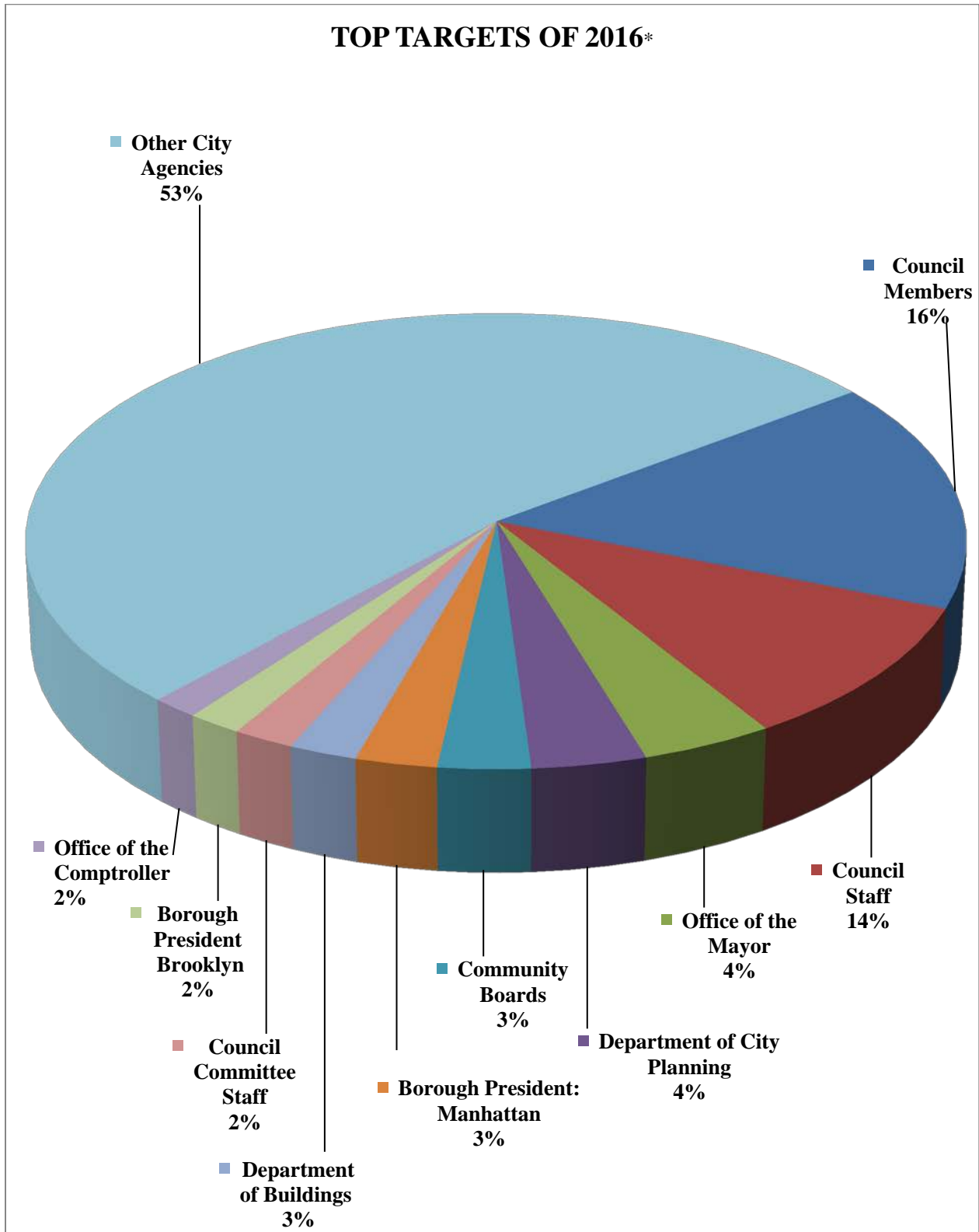
*Data is based on the subject category reported on periodic reports filed by Lobbyists. Variance due to rounding.

DISTRIBUTION OF SUBJECT CATEGORIES IN 2016

<u>Subject</u>	<u>Percentage</u>
Budget	23%
Non-Procurement ²¹	22%
Local Legislation (including introduction)	14%
Real Property	13%
Board/Commission	11%
Procurement	9%
Pension Funds and Retirement Systems	2%
State Issue	2%
Rule	2%
Resolution	1%
City Council Oversight Hearing	Less than 1%
Mayoral Executive Order	Less than 1%
Federal Issue	Less than 1%
Ratemaking Proceeding	Less than 1%

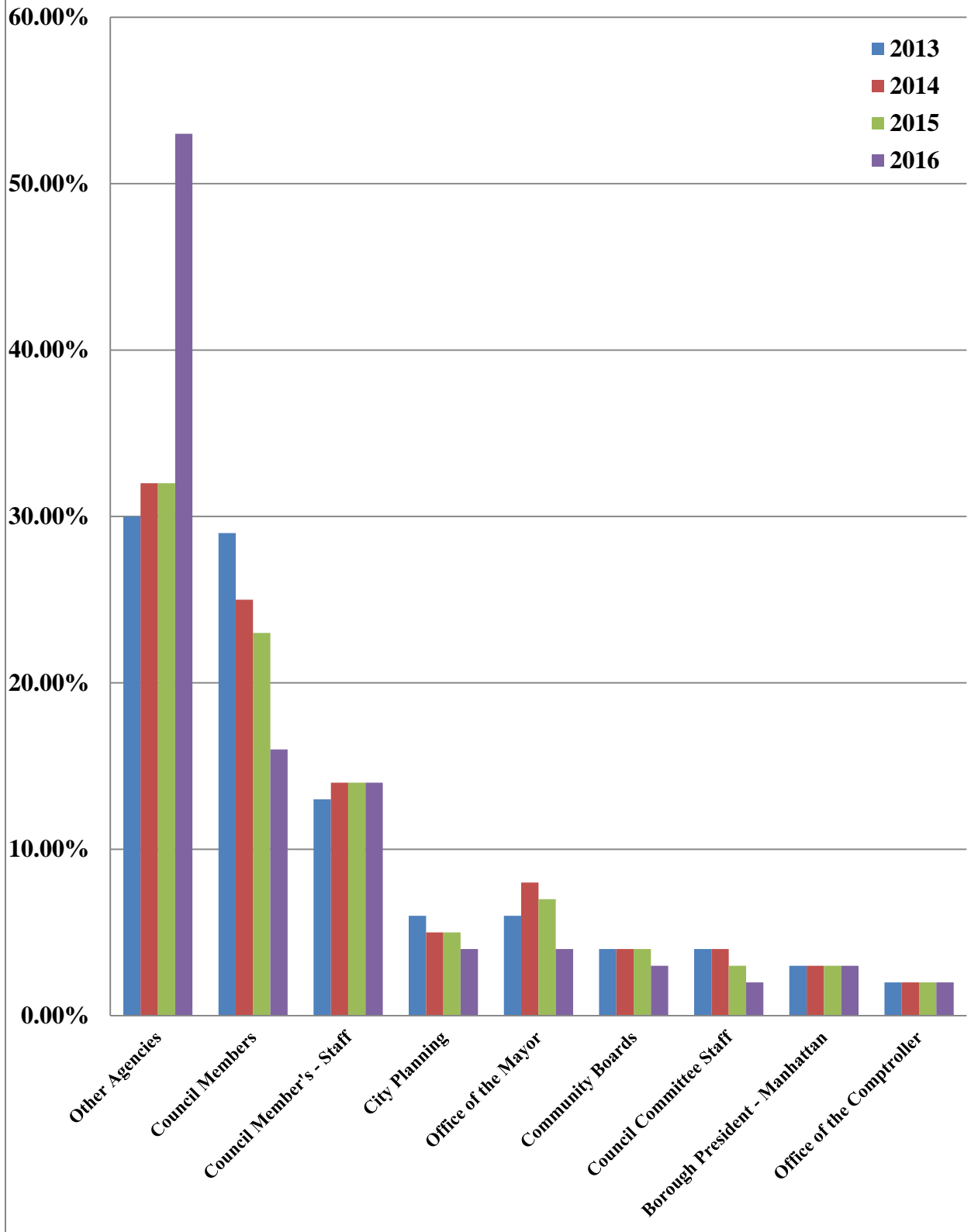
²¹ Non-procurement is a catch-all category for activities that cannot be included in another category.

TOP TARGETS OF 2016*

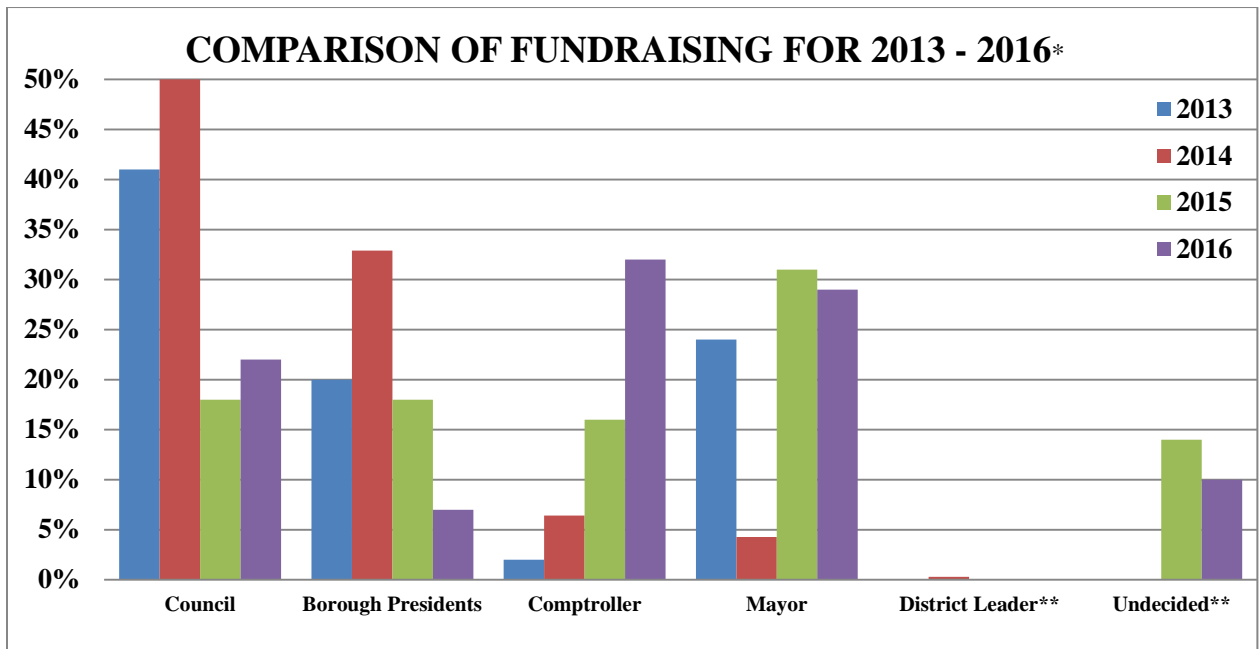
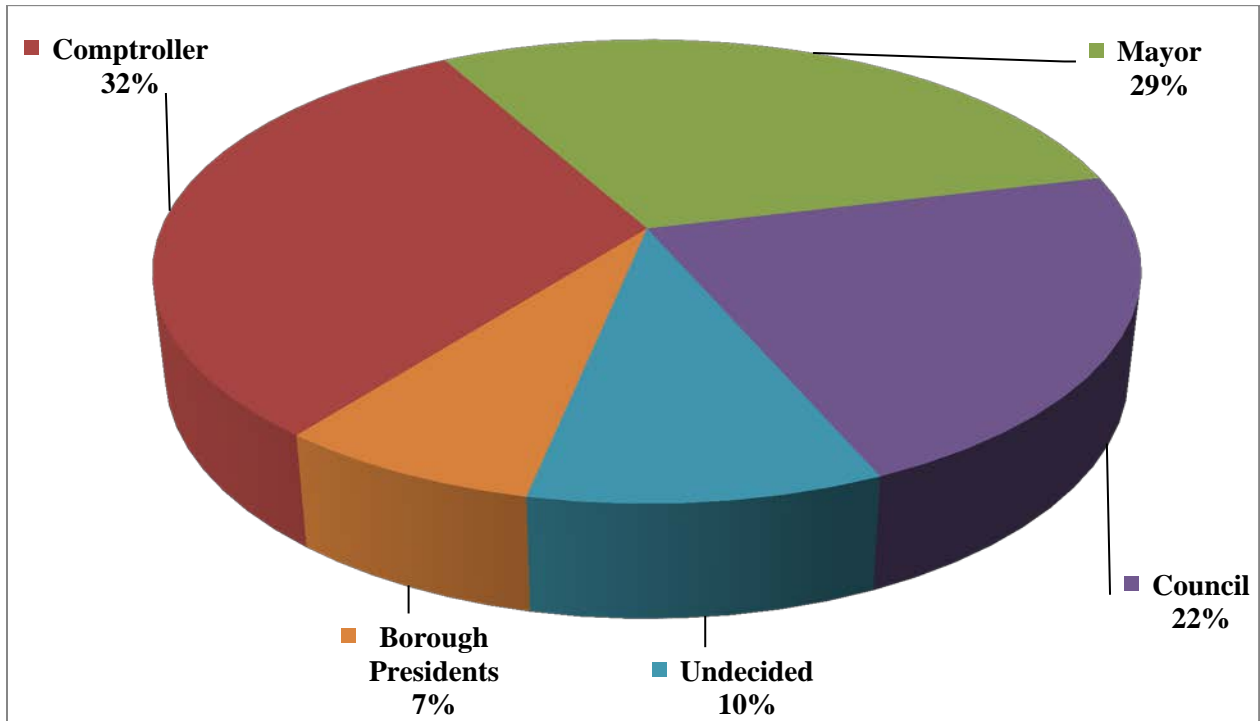


*Data is based on target agencies reported on all periodic reports filed by Lobbyists. Variance due to rounding.

COMPARISON OF TARGETS IN 2013-2016



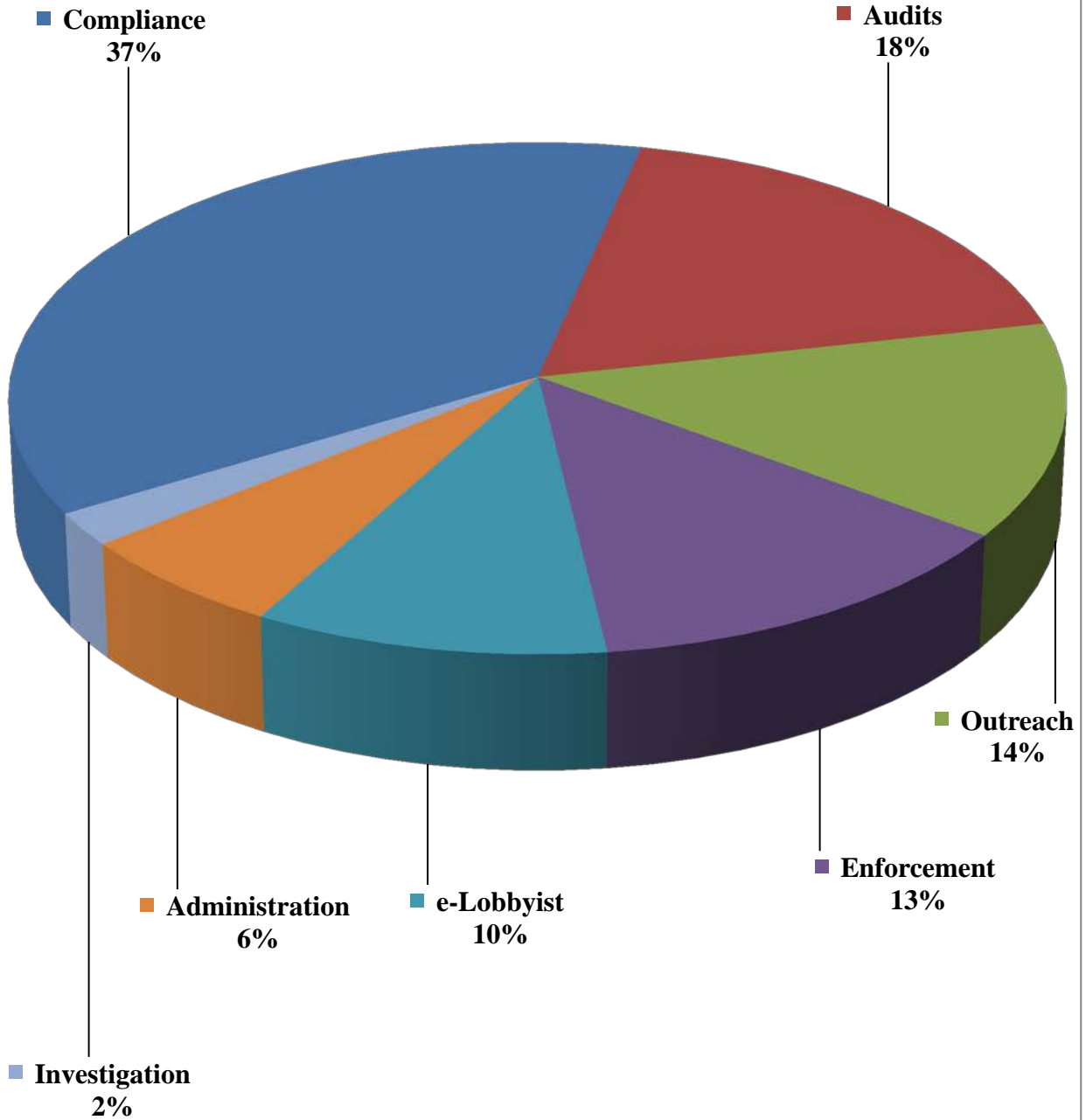
ANALYSIS OF FUNDRAISING REPORTS



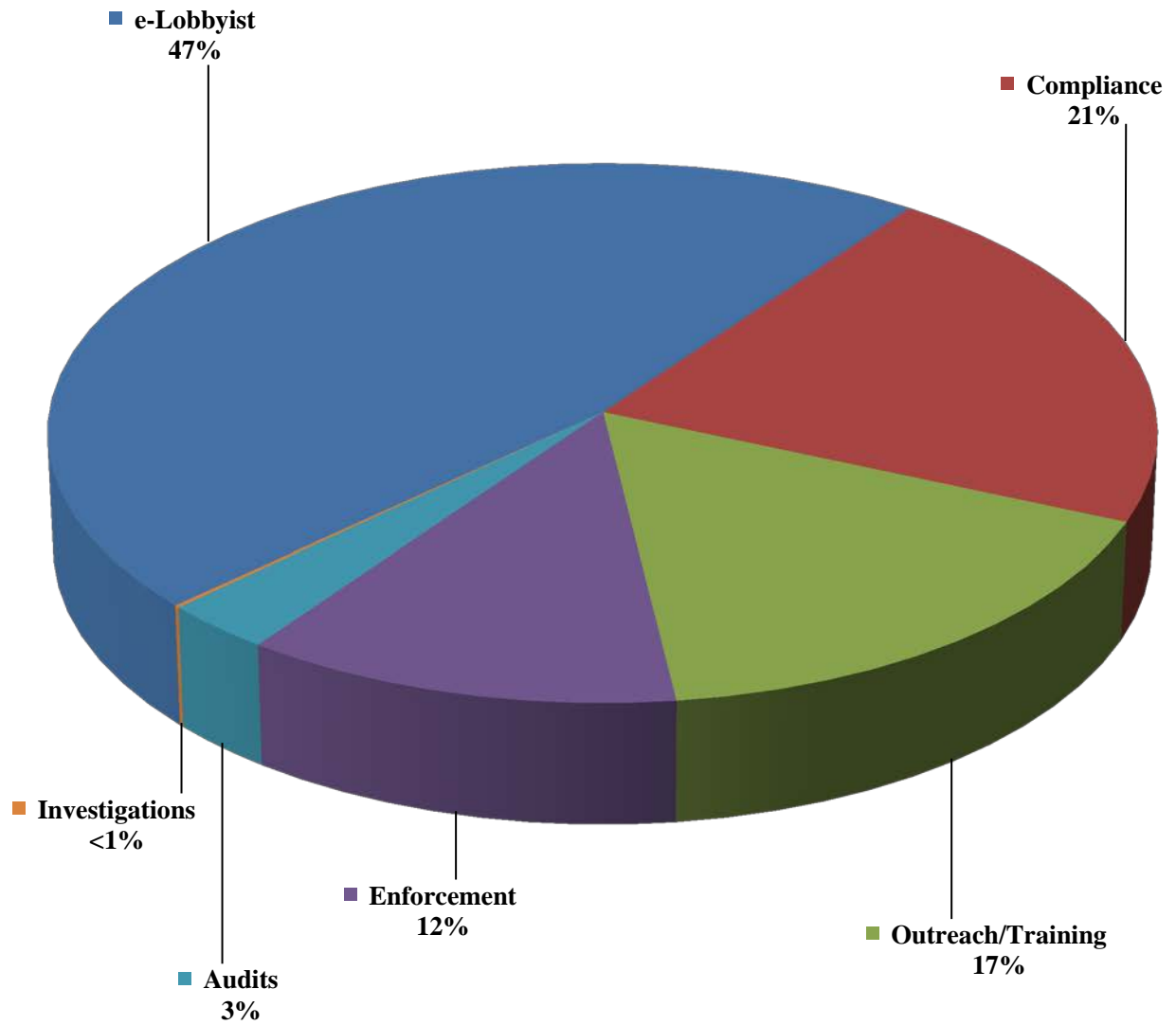
*Data is based on fundraising reported in 2016 fundraising and political consulting reports and as reported in the Lobbying Bureau Annual Report for the respective previous years.

**If a year is omitted, no fundraising was reported in that year.

ANALYSIS OF LOBBYING BUREAU STAFF TIME BY SUBJECT CATEGORY



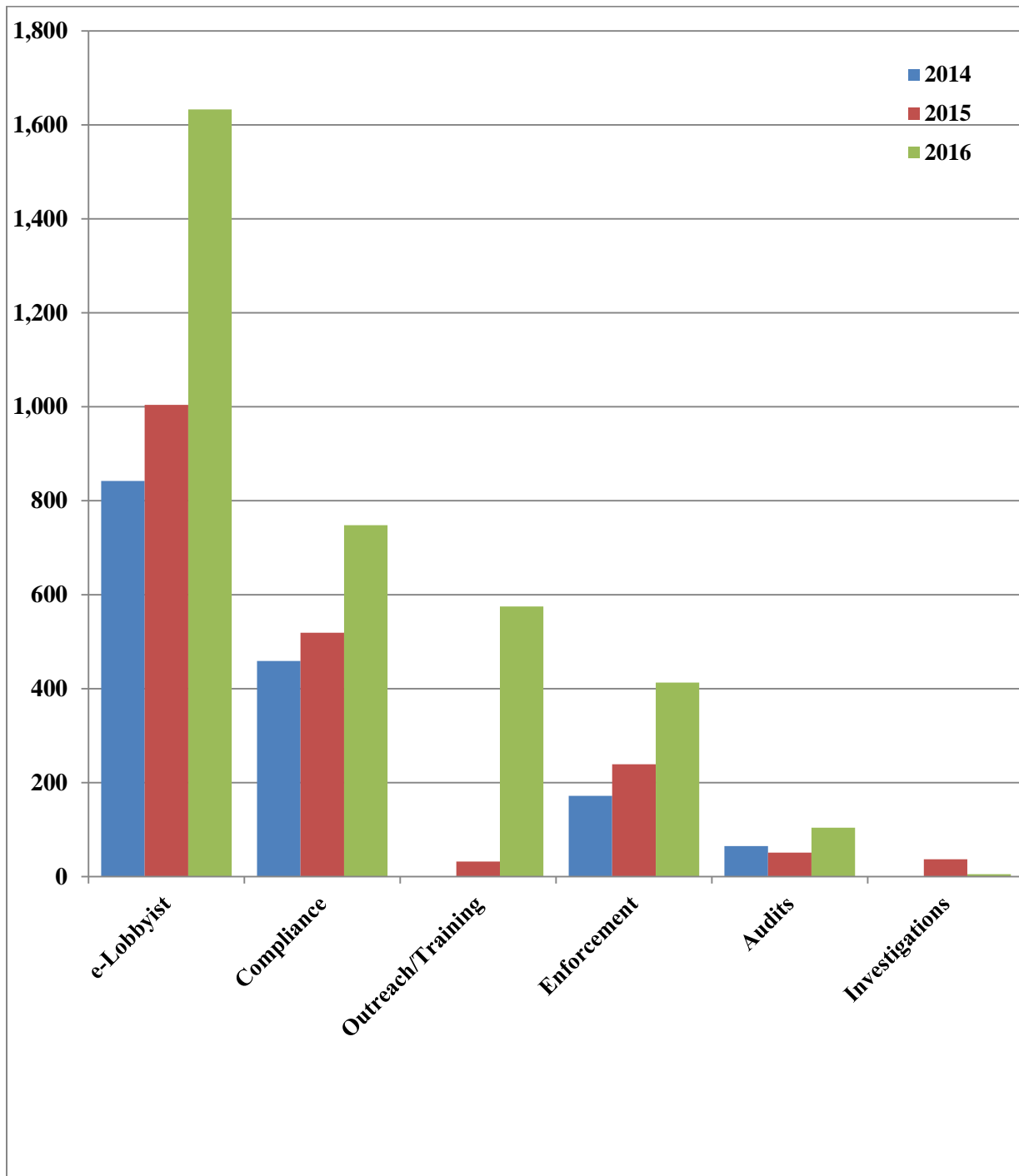
DISTRIBUTION OF TELEPHONE INQUIRIES BY SUBJECT CATEGORY



DISTRIBUTION OF TELEPHONE CALLS BY CATEGORY

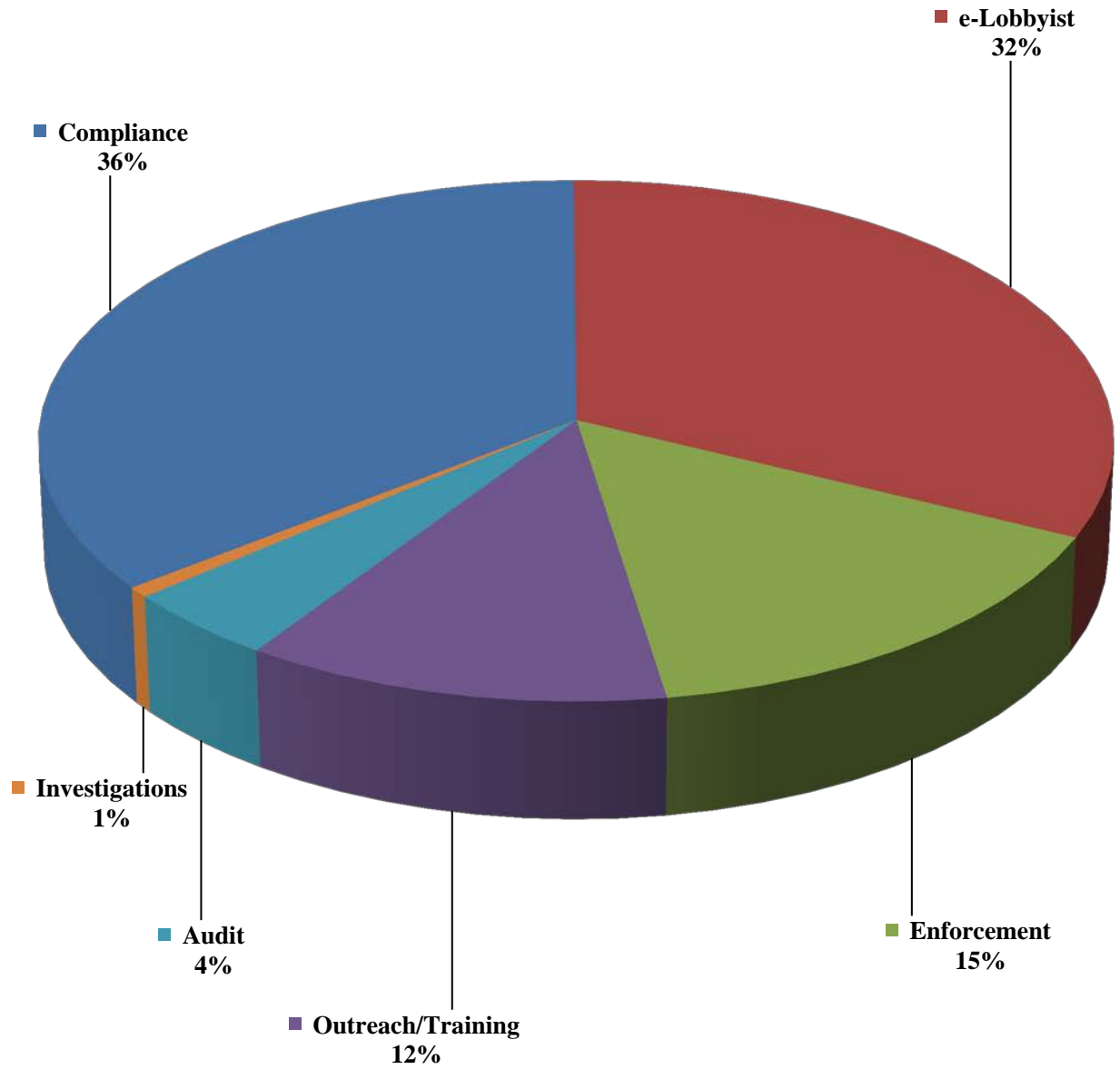
<u>Category</u>	<u>Total Calls</u>
Audit - Field Examinations	11
Audit - Preparation	63
Audit - Other	<u>30</u>
	104
Compliance - Administrative	85
Compliance - Extension Request	6
Compliance - Filing Issues	39
Compliance - Inquiries	355
Compliance - Media Request	34
Compliance - Other	<u>229</u>
	748
e-Lobbyist - Enrollment Issue	217
e-Lobbyist - Error Message	10
e-Lobbyist - Filing Assistance	961
e-Lobbyist - Inquiries	29
e-Lobbyist - Log-in Issues	193
e-Lobbyist - Other	90
e-Lobbyist - PO Change	<u>133</u>
	1,633
Enforcement - Fine	135
Enforcement - Notice to Cure	186
Enforcement - Other	33
Enforcement - Petition	<u>59</u>
	413
Investigation	5
Outreach/Training	575
Total Telephone Calls	<u>3,478</u>

COMPARISON OF TELEPHONE CALLS BY SUBJECT CATEGORY
FROM 2014-2016*



*This chart includes Lobbying Bureau staff time by subject category that was reported in the Lobbying Bureau's 2014 and 2015 annual reports.

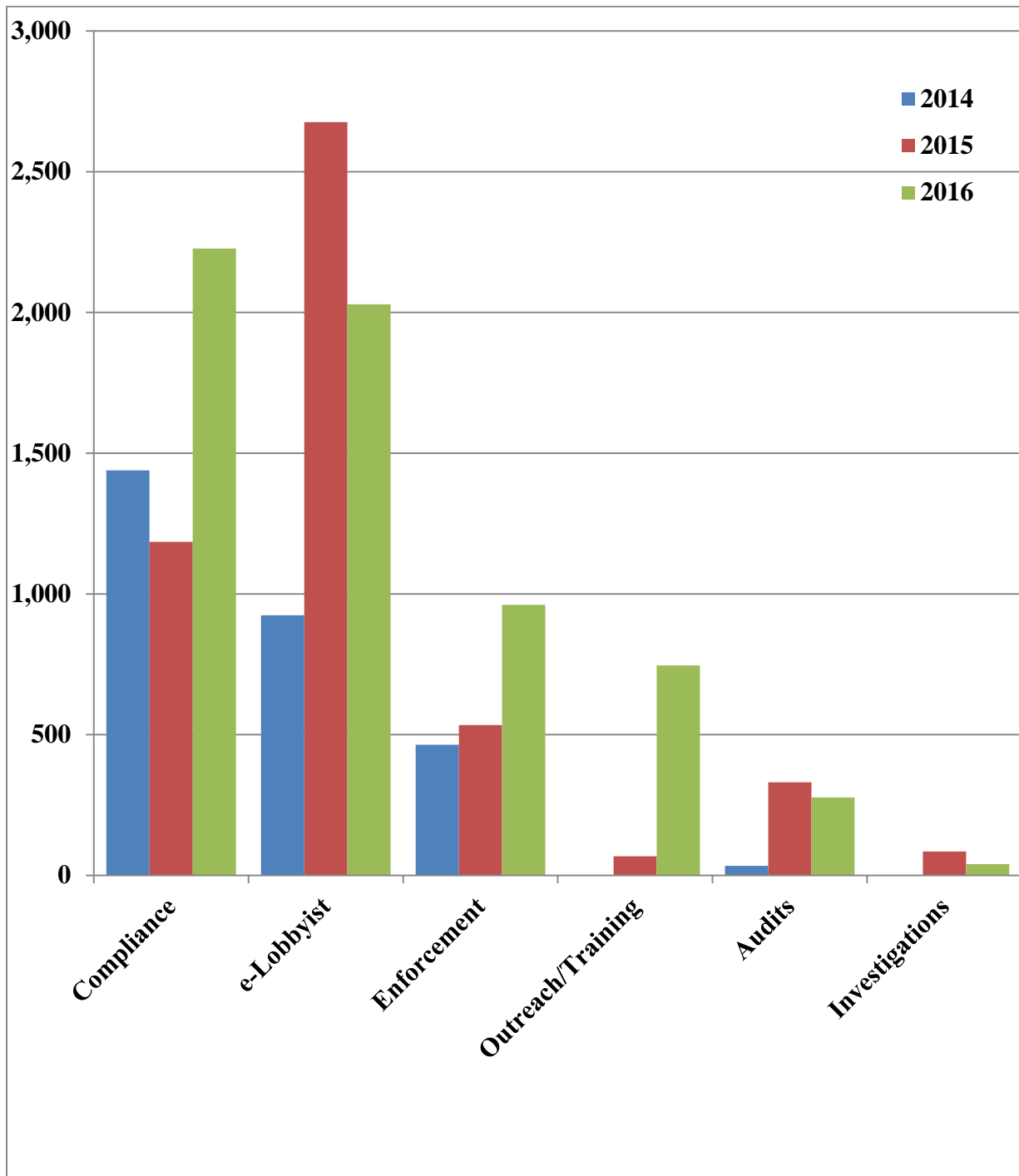
DISTRIBUTION OF EMAIL REQUESTS BY SUBJECT CATEGORY



DISTRIBUTION OF EMAILS BY CATEGORY

<u>Category</u>	<u>Total Emails</u>
Audit - Preparation	210
Audit - Other	<u>67</u>
	<u>277</u>
Compliance - Administrative	71
Compliance - Extension Request	153
Compliance - Filing Issues	1,142
Compliance - Inquiries	325
Compliance - Media Request	234
Compliance - Other	<u>302</u>
	<u>2,227</u>
e-Lobbyist - Enrollment Issue	634
e-Lobbyist - Error Message	136
e-Lobbyist - Filing Assistance	516
e-Lobbyist - Log-in Issues	194
e-Lobbyist - Other	228
e-Lobbyist - PO Change	<u>321</u>
	<u>2,029</u>
Enforcement - Fine	101
Enforcement - Notice to Cure	525
Enforcement - Other	21
Enforcement - Petition	<u>314</u>
	<u>961</u>
Investigation	<u>40</u>
Outreach/Training	<u>746</u>
Total Emails	<u>6,280</u>

COMPARISON OF EMAILS BY SUBJECT CATEGORY
FROM 2014-2016*



*This chart includes Lobbying Bureau staff time by subject category that was reported in the Lobbying Bureau's 2014 and 2015 annual reports.

APPENDIX A

LATE FILING PENALTIES: LOBBYIST 2015 SIXTH PERIODIC/ANNUAL REPORT

<u>Lobbyist Entity Name</u>	<u>Total</u>
Carl Andrews & Associates, Inc.	\$300.00
Connelly McLaughlin & Woloz	\$50.00
Distinctive Public Affairs, LLC	\$50.00
E.T. Consulting Services Inc.	\$1,150.00
Emery, Celli, Brinckerhoff & Abady LLP	\$1,150.00
Gerber & Gerber, PLLC	\$175.00
Geto & de Milly Inc.	\$50.00
Global Strategy Group, LLC	\$250.00
Hilltop Public Solutions	\$375.00
James F. Capalino & Associates, Inc.	\$50.00
Kramer Levin Naftalis & Frankel LLP	\$225.00
L. Lesley & Associates, LLC	\$50.00
Patrick B. Jenkins & Associates	\$100.00
Slater & Beckerman, P.C.	\$100.00
The Advance Group Inc.	\$100.00
The Friedlander Group	\$50.00
York Group Associates LLC	<u>\$300.00</u>
<u>TOTAL</u>	<u>\$4,525.00</u>

APPENDIX B

LATE FILING PENALTIES: 2015 CLIENT ANNUAL REPORT

<u>Client Entity Name</u>	<u>Total</u>
130 7th Ave South Property LLC	\$820.00
135 East 79th Street Condominium	\$40.00
172 Duane Street Realty LLC	\$320.00
175-225 Third Owner LLC	\$770.00
180 Orchard Owner LLC	\$450.00
20 Pine Street Condominium	\$840.00
210 Livingston St. Owner LLC	\$2,225.00
212 Fifth Avenue Venture LLC	\$875.00
24-16 Queens Plaza Property Owner LLC	\$380.00
252 Third Street Realty, LLC	\$100.00
300SN LLC	\$1,100.00
301 East 87th Street Owners, Inc.	\$320.00
31 Lincoln Road Development, LLC	\$275.00
3206 Emmons Avenue Realty LLC	\$100.00
360 Tenth Avenue LLC	\$75.00
38-46 West 33 Street LLC.	\$825.00
420 Morris Park LLC	\$100.00
465 West 163 Street LLC	\$390.00
542 TACO LLC	\$320.00
553 Marcy Ave Owner LLC	\$2,775.00
601 Sunset Owner LLC	\$100.00
62-08 Realty LLC	\$1,700.00
627 Greenwich Owner LLC	\$100.00
628 Broadway, LLC	\$425.00
647 Ninth Avenue Associates LLC	\$30.00
71-85 Lewis Avenue LLC	\$1,110.00
809 Neptune Ave, LLC	\$120.00
87-10 Operating LLC	\$320.00
88 Third Avenue Realty LLC	\$560.00
90 Morton Owner LLC	\$100.00
AIDS Service Center NYC	\$1,675.00
American Council of Engineering Companies of New York	\$800.00
American Security Systems, Inc.	\$100.00
Anbaric Microgrid II LLC	\$460.00
Anbau Enterprises Inc	\$2,250.00
ANBEX INC.	\$550.00
ArchCare at Terence Cardinal Cooke Health Care Center	\$825.00
Ascend Learning, Inc.	\$2,175.00
Associated Brick Mason Contractors of Greater New York, Inc.	\$100.00
Bay Ridge Preparatory School	\$150.00

BCAM USA LLC	\$350.00
BCM USA LLC	\$100.00
Benenson Capital Partners, LLC	\$75.00
Berkshire Equity LLC	\$400.00
Bestec Concept Inc	\$40.00
Big Belly Solar, Inc.	\$125.00
Bizzi & Partners Development LLC	\$975.00
BJ's Wholesale Club, Inc.	\$1,325.00
Black Spruce Management LLC	\$20.00
Bricklayers & Allied Craftworkers Local 1, Political Action Committee	\$125.00
Canyon Building & Design, LLC	\$775.00
CAR2GO N.A. LLC	\$850.00
Chai Bonim, LLC	\$320.00
Chamber of Commerce Borough of Queens	\$1,825.00
Cherry Hill Gourmet Inc	\$275.00
Chronicare, Inc.	\$130.00
Cipriani USA, Inc.	\$2,075.00
Coach, Inc.	\$175.00
Communications Workers of America, Local 1182	\$100.00
Competitor Group Inc.	\$125.00
Comprehensive Kids Developmental School	\$975.00
Coney Island Holdings LLC	\$150.00
Connect, Inc.	\$1,000.00
Cool Culture, Inc.	\$125.00
Copia Interactive, LLC	\$850.00
Cornell Realty Management LLC	\$1,175.00
Cosmoledo, LLC	\$825.00
Cropsey Partners LLC	\$75.00
CSC 4540, LLC	\$110.00
Diligent Credit Solutions, LLC	\$320.00
DiRAD Technologies, Inc.	\$825.00
Dominion Voting Systems, Inc	\$125.00
Enclave on 241 Street LLC	\$700.00
Entergy Nuclear Operations Inc	\$75.00
Fahari Academy Charter School	\$75.00
Father Flanagan's Boys' Home	\$480.00
FDB 111 Street LLC	\$40.00
FireEye, Inc.	\$275.00
Flushing Management LLC	\$250.00
Fogo de Chao (Holdings) Inc.	\$260.00
Foothold Technology, Inc.	\$40.00
Founders Entertainment, LLC	\$1,050.00
George Washington Bridge Bus Station Development Venture LLC	\$2,600.00
GGP Staten Island Mall, LLC	\$875.00
Giando On The Water, Inc.	\$550.00

Gilbane Building Company	\$525.00
GNYTA Inc	\$825.00
Golden Hand of Staten Island, Inc.	\$825.00
Gotham Builders of New York LTD	\$340.00
Greene Street Properties LLC	\$25.00
Her Justice Inc.	\$100.00
Horace Mann School	\$1,000.00
Hugo Neu Corporation	\$1,025.00
IESI NY Corporation	\$50.00
Imaging Advantage, LLC	\$100.00
Infinity Real Estate LLC	\$800.00
Inovalon, Inc.	\$30.00
Institute of Scrap Recycling Industries Inc.	\$100.00
Interfaith Medical Center	\$2,050.00
International Code Council, Inc	\$100.00
Jack Jaffa & Associates Corp.	\$480.00
JLS Holdings, LLC	\$75.00
Kelly's Proprieties, LLC	\$325.00
KIK West 30th Street, LLC	\$1,825.00
LDV Hospitality LLC	\$1,500.00
Legal Action Center of the City of New York, Inc.	\$300.00
Lenco Diagnostic Laboratories, Inc	\$30.00
Lettire Construction Corp.	\$75.00
Liberty Natural Gas LLC	\$875.00
Life Insurance Council of New York, Incorporated	\$40.00
Lifealike, ltd.	\$70.00
Lightstone Management LLC	\$50.00
LIVEON NY	\$800.00
Livery Base Owners, Inc.	\$75.00
Local 924 AFSCME	\$370.00
Lotus Equity Group LLC	\$1,040.00
LSNY-Bronx Corporation	\$250.00
Madelaine Chocolate Novelties, Inc.	\$125.00
Med Mar Ltd.	\$1,120.00
Mindful Medical New York, LLC	\$540.00
Mobileye, Inc.	\$1,150.00
Mobility Ventures LLC	\$425.00
Morrison Consulting Inc.	\$60.00
Motion Picture Association of America, Inc.	\$175.00
National Parks Conservation Association	\$730.00
National Railroad Passenger Corporation (Amtrak)	\$700.00
NEW YORK FILM ACADEMY LTD	\$480.00
NY Hotel Trades Council and Hotel Assoc. of NYC, Inc. Health Benefits Fund	\$125.00
New York Oil Heating Association, Inc.	\$100.00
New York Pet Welfare Association, Inc.	\$830.00

Northeast Brooklyn Housing Development Corporation	\$2,950.00
Nostalgic Partners LLC	\$650.00
OSIB-BCRE Bowery Street Holdings LLC	\$200.00
Pacific Park LLC	\$10.00
Parallel Park LLC	\$800.00
Park & 76th St. Inc. with SIFi Tenants Corporation	\$340.00
Park Avenue Christian Church	\$300.00
Periscope Intermediate Corp.	\$240.00
Ports America, Inc.	\$875.00
Power Generation Services, Inc	\$100.00
Prana Hospitality, Inc.	\$490.00
Pratt Institute	\$1,200.00
Premier Magnesia, LLC	\$2,050.00
Pride Solvents & Chemical Co. of N.Y., Inc.	\$140.00
Project Extreme	\$30.00
QPS 23-10 Developer LLC	\$40.00
RAL Development Services LLC	\$100.00
Red Apple Group, Inc.	\$120.00
Regal Recycling Co. Inc.	\$120.00
Rocco Agostino Landscape & General Contractor Corp.	\$975.00
Scholastic Inc.	\$1,025.00
Shildan, Inc.	\$320.00
Silverstone Property Group, LLC	\$40.00
Sixth Avenue Restaurant Management LLC	\$170.00
Social Service Employees Union Local 371, AFSCME, AFL-CIO	\$1,750.00
Soka Gakkai International - USA	\$470.00
Somerset Partners, LLC	\$2,900.00
Sotheby's, Inc.	\$110.00
Splunk Inc.	\$1,400.00
Teach For America	\$10.00
Teamsters Local 237	\$100.00
The Aphthorp Condominium	\$390.00
The Children's Defense Fund	\$25.00
The Chinese Nail Salon Association of East America Inc.	\$600.00
The Ethical Community Charter School	\$880.00
The Medicine Box, Inc.	\$760.00
The Pebbles Corporation	\$1,925.00
The Plumbing Foundation of the City of New York, Inc.	\$175.00
The Rockefeller University	\$125.00
The Safety Group Ltd.	\$125.00
The Sifi Tenants Corp	\$240.00
Theatrical Teamsters Local 817 PAC Fund	\$40.00
Tikva Capital, LLC	\$350.00
Tile, Marble & Terrazzo BAC Union Local 7 PAC Fund	\$275.00
Tishman Realty LP	\$250.00

Torkia International Inc.	\$825.00
Trinity NYC Hotel, LLC	\$280.00
Uniformed Fire Alarm Dispatchers Benevolent Association, Inc.	\$2,025.00
Union Community Health Center, Inc.	\$1,125.00
United Technologies Corporation	\$75.00
Universal Management Technology Solutions, Inc.	\$2,050.00
Upper Midtown Chabad-Lubavitch, Inc.	\$2,800.00
Urban Justice Center	\$100.00
Urban Soccer Inc.	\$1,225.00
Vertikal Lifting Solutions, LLC.	\$2,875.00
Vision Fleet, Inc.	\$100.00
VitaCan, Inc.	\$100.00
Walter & Samuels, Inc	\$975.00
Wanda Commercial Group Americas, LLC	\$1,400.00
Wayne Center for Nursing and Rehabilitation, LLC	\$75.00
West 57 Tov LLC	\$600.00
Windermere Properties LLC	\$1,850.00
Wyckoff Heights Medical Center	\$120.00
Yonkers Contracting Company, Inc.	\$950.00
Young Adult Institute, Inc.	<u>\$125.00</u>

TOTAL **\$119,255.00**

APPENDIX C

LATE FILING PENALTIES: LOBBYIST 2016 STATEMENTS OF REGISTRATION

<u>Lobbyist Entity Name</u>	<u>Total</u>
AIRBNB, Inc.	\$150.00
American Heart Association, Inc.	\$50.00
Betsy Gotbaum Associates, LLC	\$1,050.00
Brendan Sexton	\$1,475.00
BrownMillerGroup LLC	\$110.00
Bryan Cave LLP	\$3,975.00
BTG Pactual Asset Management US LLC	\$1,175.00
CAMBA, Inc.	\$100.00
Carnevale Consulting, LLC	\$75.00
Cequel Corporation with Altice N.V. as third party beneficiary	\$250.00
Community Preservation Corporation	\$1,375.00
Community Voices Heard Power, Inc.	\$1,125.00
Consolidated Edison, Inc.	\$950.00
Davidoff Hutcher & Citron LLP	\$325.00
Davis Wright Tremaine LLP	\$1,525.00
Federation of Protestant Welfare Agencies, Inc.	\$1,225.00
Friends Of Brooklyn Queens Connector, Inc.	\$600.00
Greenberg Traurig LLP	\$10,250.00
HR&A Advisors, Inc.	\$100.00
Legal Action Center of the City of New York, Inc.	\$1,225.00
Manatt, Phelps & Phillips LLP	\$5,575.00
Metropolitan New York Coordinating Council on Jewish Poverty	\$350.00
Metropolitan Public Strategies	\$325.00
Miram Group LLC	\$4,675.00
Moore Consultancy	\$80.00
Municipal Art Society	\$1,825.00
National Waste & Recycling Association	\$1,350.00
Park Strategies, LLC	\$175.00
Patrick B. Jenkins & Associates	\$100.00
Patrolmen's Benevolent Association of the City of New York	\$250.00
Pitta Bishop Del Giorno & Giblin	\$500.00
Redland Strategies	\$150.00
Reid, McNally & Savage, LLC	\$60.00
Research Affiliates LLC	\$1,500.00
Robert A. Ungar Associates	\$200.00
Rubenstein Partners	\$3,680.00
Seyfarth Shaw	\$450.00
Sheinkopf	\$350.00
Slater & Beckerman, P.C.	\$1,775.00

Snug Harbor Cultural Center and Botanical Garden	\$1,500.00
Spinnaker Capital Limited	\$1,325.00
The Advance Group Inc.	\$4,650.00
The Carey Group LLC	\$125.00
The Durst Organization	\$450.00
The Greenwich Village Society for Historic Preservation, Inc.	\$200.00
The New York Chapter of the American Institute of Architects	\$1,225.00
The Osborne Association, Inc.	\$420.00
Transportation Alternatives, Inc	\$875.00
Vornado Realty L.P.	\$1,200.00
York Capital Management Global Advisors, LLC	\$125.00
York Group Associates LLC	<u>\$900.00</u>
TOTAL	<u>\$63,475.00</u>

APPENDIX D

**LATE FILING PENALTIES: LOBBYIST 2016 AMENDED STATEMENTS OF
REGISTRATION**

<u>Lobbyist Entity Name</u>	<u>Total</u>
Brown & Weinraub	\$3,900.00
Driscoll Group Inc.	\$400.00
Empire Strategic Planning	\$1,800.00
Geto & de Milly, Inc.	\$475.00
Gotham Government Relations LLC	\$400.00
Kantor Davidoff Wolfe Mandelker	\$1,150.00
Mercury Public Affairs, LLC	\$875.00
Mirram Group LLC	\$2,200.00
Nicolas & Lence Communications	\$100.00
Regional Programs, Inc.	\$1,600.00
Sheinkopf LTD.	\$1,100.00
TLM Associates	<u>\$425.00</u>
TOTAL	<u>\$14,425.00</u>

APPENDIX E

LATE FILING PENALTIES: LOBBYIST 2016 FIRST PERIODIC REPORT

<u>Lobbyist Entity Name</u>	<u>Total</u>
Consolidated Edison, Inc.	\$300.00
Dart Container Corporation	\$150.00
E.T. Consulting Services Inc.	\$25.00
Greenberg Traurig	\$4,950.00
Municipal Art Society of New York	\$300.00
Museum of the City of New York, Inc.	\$475.00
NARAL Pro-Choice New York, Inc.	\$50.00
Picture the Homeless, Inc.	\$350.00
Rubenstein Partners	\$3,080.00
The Advance Group Inc.	\$1,350.00
The College Board	\$25.00
York Group Associates LLC	<u>\$3,500.00</u>
TOTAL	<u>\$14,555.00</u>

APPENDIX F

LATE FILING PENALTIES: LOBBYIST 2016 SECOND PERIODIC REPORT

<u>Lobbyist Entity Name</u>	<u>Total</u>
APICHA, Inc.	\$100.00
Axonic Capital LLC	\$450.00
Bryan Cave LLP	\$250.00
BTG Pactual Asset Management US LLC	\$75.00
Empire Government Strategies	\$550.00
Gay Men's Health Crisis, Inc.	\$25.00
Greenberg Traurig, LLP	\$1,875.00
Key Square Capital Management LLC	\$100.00
Law Offices of Marvin B. Mitzner	\$50.00
Legal Action Center of the City of New York, Inc.	\$50.00
Park Strategies, LLC	\$25.00
Patrolmen's Benevolent Association of the City of New York	\$200.00
Plus Securities LLC	\$25.00
Redland Strategies	\$125.00
Rubenstein Partners	\$2,460.00
Sheinkopf LTD.	\$450.00
Snow Phipps Group, LLC	\$50.00
The Advance Group Inc.	\$950.00
York Group Associates LLC	<u>\$1,875.00</u>
TOTAL	<u>\$9,685.00</u>

APPENDIX G

LATE FILING PENALTIES: LOBBYIST 2016 THIRD PERIODIC REPORT

<u>Lobbyist Entity Name</u>	<u>Total</u>
Argand Partners, LP	\$75.00
Bryan Cave LLP	\$3,700.00
Center For Employment Opportunities, Inc	\$100.00
Citizens Union of the City of New York	\$350.00
COFCCA, Inc.	\$275.00
CORE Services Group, Inc.	\$100.00
Greenberg Traurig, LLP	\$125.00
Hawkins Consulting, Inc.	\$300.00
Jewish Community Council of Greater Coney Island, Inc.	\$500.00
Kasirer LLC	\$650.00
Law Offices of Marvin B. Mitzner	\$125.00
NARAL Pro-Choice New York, Inc.	\$75.00
Peck, Madigan, Jones & Stewart, Inc.	\$75.00
Picture the Homeless, Inc.	\$75.00
Rubenstein Partners	\$1,860.00
Sheldon Lobel, P.C.	\$25.00
Snow Phipps Group, LLC	\$75.00
The Advance Group Inc.	\$75.00
The Bronx Defenders	\$100.00
The Trustees of Columbia University in the City of New York	\$75.00
York Group Associates LLC	<u>\$100.00</u>
TOTAL	<u>\$8,835.00</u>

APPENDIX H

LATE FILING PENALTIES: LOBBYIST 2016 FOURTH PERIODIC REPORT

<u>Lobbyist Entity Name</u>	<u>Total</u>
Agudath Israel of America	\$25.00
American Heart Association, Inc.	\$25.00
Brendan Sexton	\$550.00
Brooklyn Museum	\$875.00
Bryan Cave LLP	\$1,850.00
Carter Ledyard & Milburn LLP	\$25.00
COFCCA, Inc.	\$25.00
E.T. Consulting Services Inc.	\$25.00
Gay Men's Health Crisis, Inc.	\$25.00
Gotham Government Relations LLC	\$100.00
Hornick Consulting, Inc.	\$550.00
Jewish Community Council of Greater Coney Island, Inc.	\$300.00
Kliment Halsband Architects LLP	\$100.00
Make the Road New York	\$1,525.00
Mirram Group	\$100.00
NARAL Pro-Choice New York, Inc.	\$125.00
Natural Resources Defense Council, Inc.	\$25.00
New York University	\$50.00
Picture the Homeless, Inc.	\$1,525.00
Professional Staff Congress/CUNY, AFT Local 2334	\$550.00
Research Affiliates LLC	\$25.00
Rubenstein Partners	\$1,240.00
Sheinkopf LTD.	\$1,000.00
Shenkman Capital Management, Inc.	\$100.00
The American Museum of Natural History	\$100.00
York Group Associates LLC	<u>\$550.00</u>
TOTAL	<u>\$11,390.00</u>

APPENDIX I

LATE FILING PENALTIES: LOBBYIST 2016 FIFTH PERIODIC REPORT

<u>Lobbyist Entity Name</u>	<u>Total</u>
ARosa Solutions LLC	\$250.00
Brooklyn Navy Yard Development Corporation	\$50.00
Bryan Cave LLP	\$300.00
Capri Capital Partners, LLC	\$50.00
Cheyne Capital US, LP	\$50.00
COFCCA, Inc.	\$50.00
Cozen O'Connor Public Strategies, LLC	\$50.00
CVC Capital Partners Limited	\$325.00
DeSales Media Group, Inc.	\$50.00
Fox Rothschild LLP	\$50.00
Invesco Advisers, Inc.	\$50.00
Miram Group	\$2,050.00
New York City Environmental Justice Alliance, Inc.	\$50.00
P.S. 1 Contemporary Art Center, Inc.	\$50.00
Platinum Equity Advisors, LLC	\$25.00
Rubenstein Partners	\$620.00
The Humane Society of the United States	\$50.00
The Parkside Group, LLC	\$800.00
Triton USA L.P.	<u>\$375.00</u>
TOTAL	<u>\$5,295.00</u>

APPENDIX J

**LATE FILING PENALTIES: LOBBYIST 2016 FIRST THROUGH FIFTH PERIODIC
FUNDRAISING/POLITICAL CONSULTING REPORTS**

<u>Lobbyist Entity Name</u>	<u>Total</u>
<u>First Period</u>	
Hilltop Public Solutions	\$1,750.00
Forest City Ratner Companies, LLC	\$5,300.00
Global Strategy Group, LLC	\$5,150.00
Greenberg Traurig, LLP	\$4,975.00
The Ickes and Enright Group, Inc.	\$5,100.00
<u>Second Period</u>	
Hilltop Public Solutions	\$100.00
Phillips Lytle LLP	\$3,425.00
<u>Third Period</u>	
Tonio Burgos & Associates, Inc.	\$2,025.00
<u>Fourth Period</u>	
Brown & Weinraub, PLLC	\$500.00
New York State Trial Lawyers Association, Inc.	<u>\$1,225.00</u>
TOTAL	<u>\$29,550.00</u>

APPENDIX K

CIVIL PENALTIES: 2016 TERMINATION NOTICES

<u>Client Entity Name</u>	<u>Total</u>
Hispanic Federation, Inc.	\$1,400.00
PNW Enterprises, LLC	\$1,400.00
The 1148 Corporation	\$1,400.00
Upper Midtown Chabad-Lubavitch, Inc.	\$1,750.00
WeWork Companies Inc.	<u>\$1,750.00</u>
TOTAL	<u>\$7,700.00</u>

APPENDIX L

CIVIL PENALTIES: 2016 INCORRECT REPORTS

<u>Lobbyist Entity Name</u>	<u>Total</u>
The Parkside Group LLC	\$700.00
Miram Group	\$2,000.00
TLM Associates	<u>\$3,600.00</u>
TOTAL	<u>\$6,300.00</u>